


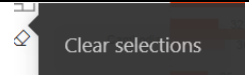
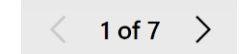
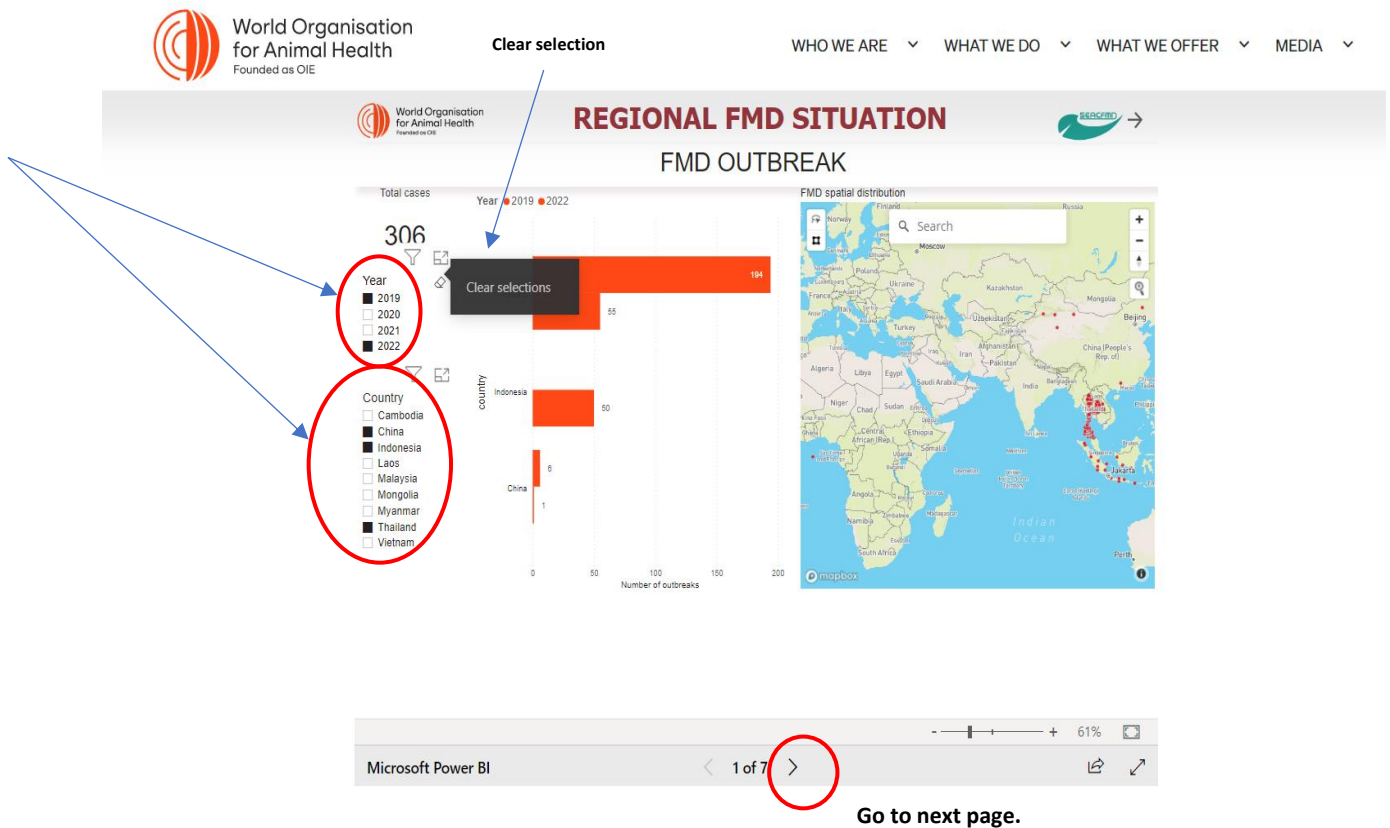


How to navigate the SEACFMD Situation Dashboard

	Each page contains selection panes for filtering data by year, month, and country.
	Click on the box for selection. At the same time, maps and graphs on the page will display based on your preference.
	If you want to select more than one country, year or month, please hold the Ctrl key simultaneously with the ticking box.
	Then tick “Clear selection” box to remove selection.
	The page navigation arrow is located at the bottom of the dashboard



The screenshot displays the SEACFMD Situation Dashboard. At the top left is the World Organisation for Animal Health logo. The main header reads "REGIONAL FMD SITUATION" and "FMD OUTBREAK". Below this, there are several interactive elements:

- Total cases:** A bar chart showing 306 total cases, with a legend for years 2019 (red), 2020 (orange), 2021 (yellow), and 2022 (green). A "Clear selection" button is located above the chart.
- Country selection:** A list of countries with checkboxes: Cambodia, China, Indonesia, Laos, Malaysia, Mongolia, Myanmar, Thailand, and Vietnam. The "Year" filter is also circled in red.
- FMD spatial distribution:** A map showing the geographical spread of FMD outbreaks across the region.
- Page navigation:** At the bottom, a navigation bar shows "1 of 7" with left and right arrows. The right arrow is circled in red.

Annotations in the image include red circles around the "Year" and "Country" filter sections, a blue arrow pointing to the "Clear selection" button, and a red circle around the "1 of 7" page navigation arrow.

Go to next page.

For any inquiries, please contact Dr Bolortuya Purevsuren, Project Office at the Sub-Regional Representation for South-East Asia: b.purevsuren@woah.org.