



COUNTRY REPORT

Dr. Nang Lay Nyo

Livestock Breeding and Veterinary Department

Myanmar

Regional Workshop on Swine Disease Diagnosis

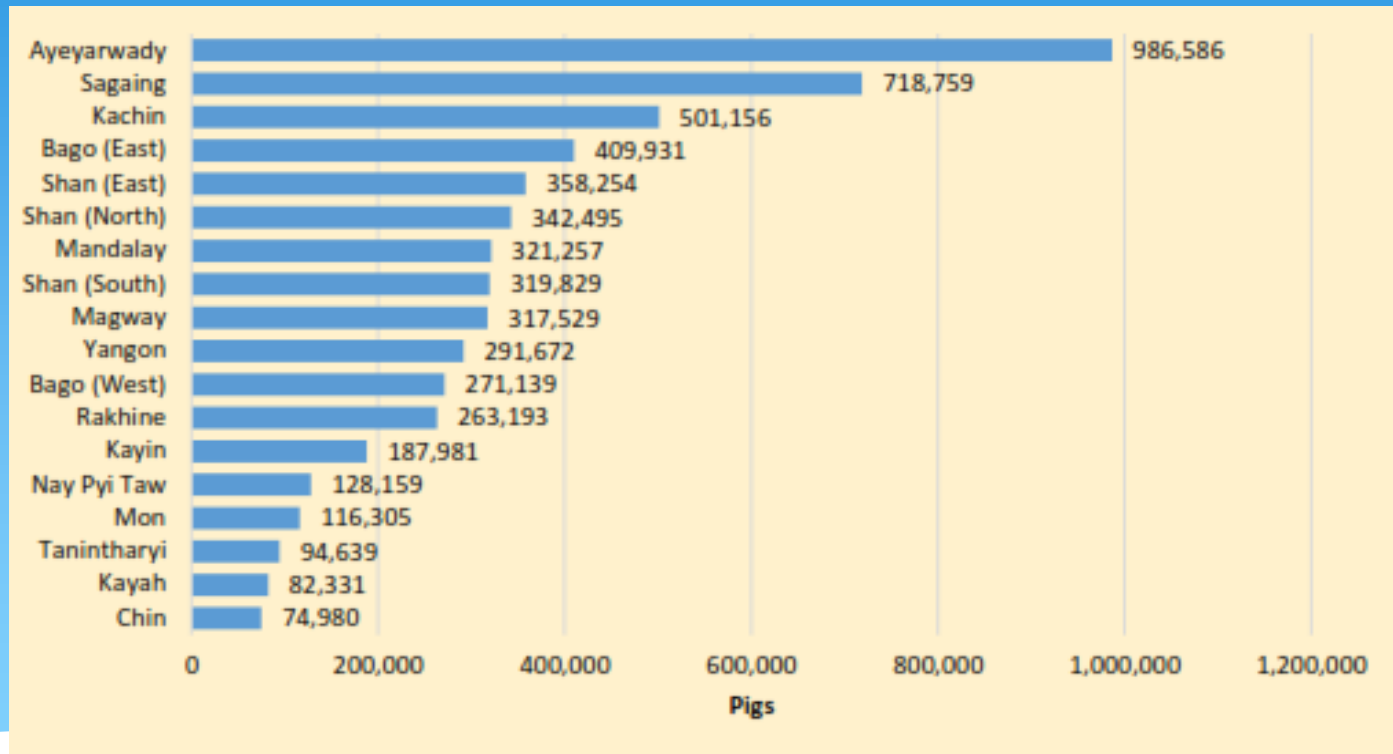
Beijing, P.R. China, 30-31 Oct 2019

OUTLINE

1. Basic Information
2. Updates on Disease Situation
3. National Laboratory Network and capacity
4. List of Notifiable disease
5. Swine diseases diagnosis
6. What worked well
5. Challenges and possible Solution

Basic Information

Pig Population- 5.8 million



Number of Pigs by Region state

(Source: Report of National Livestock Baseline Survey 2018)

Basic Information(cont:)

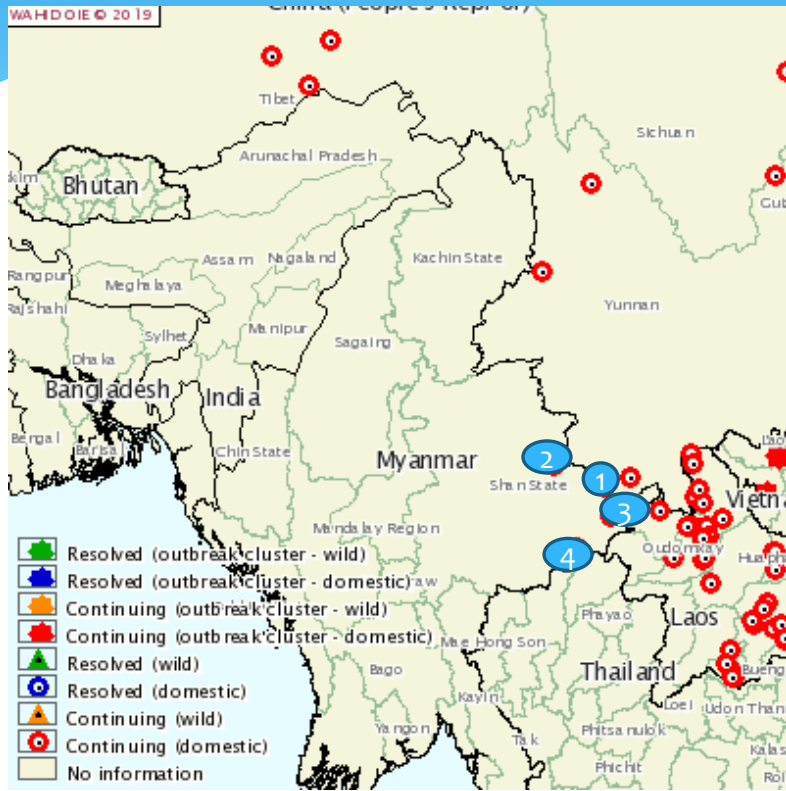
Pig Farming System

- Backyard Farming
- Medium sized intensive Farms
- Large Industrial Farms

Pig

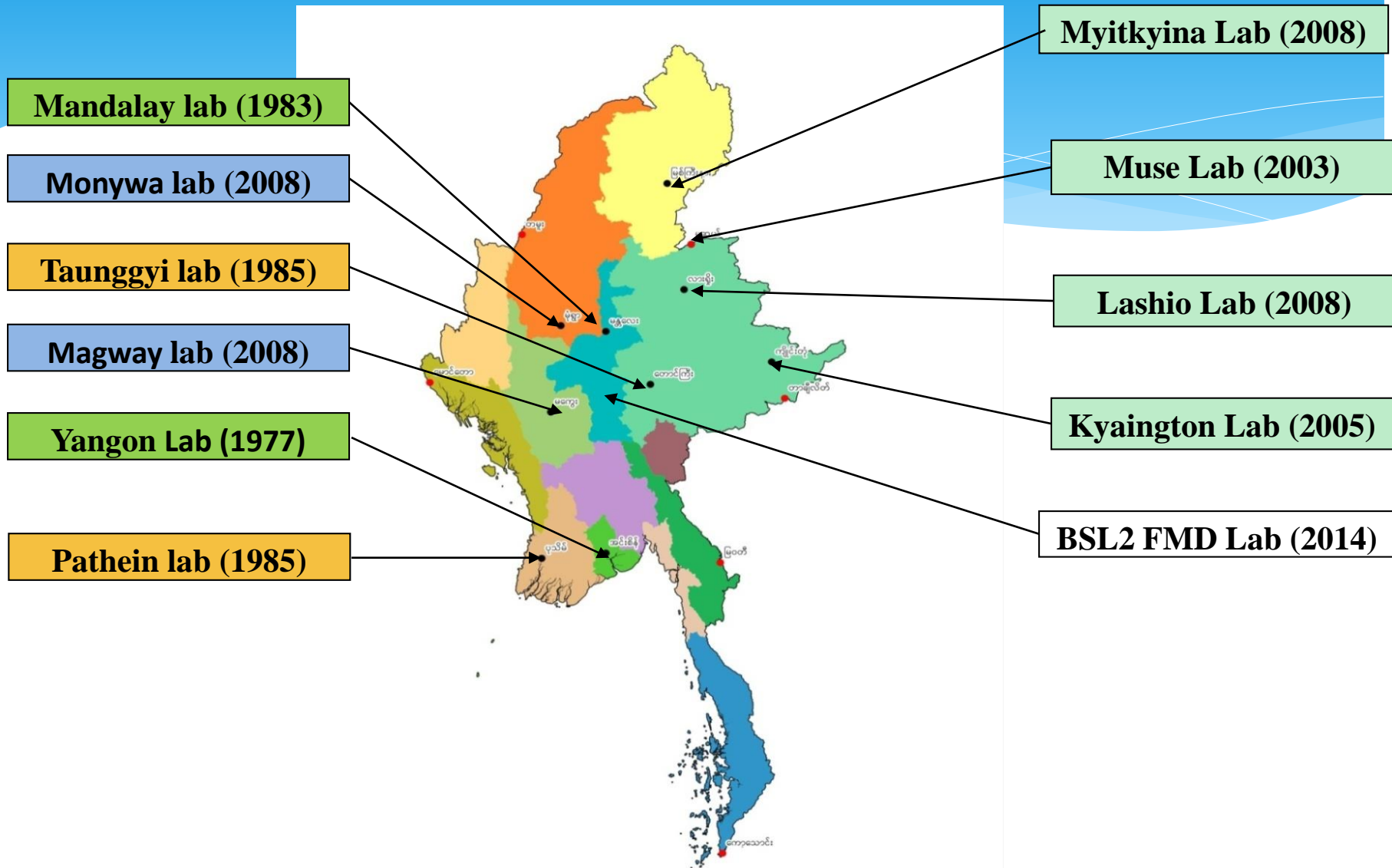
- important sources of high quality and cheap dietary protein
- keep pigs as a source of income,
- manures for fertilizer

Updates on ASF situation



Sr. No	Township	Date of start	Date of Confirmation	Date of Submitted to OIE
1	Mongla	01/08/2019	09/08/2019	14/08/2019
2	Panghseng	01/08/2019	09/08/2019	16/08/2019
3	Mong Yawng	01/08/2019	09/08/2019	20/08/2019
4	Mong Hpayak	01/08/2019	09/08/2019	27/08/2019

National Laboratory Network



Laboratory capacity

- * ASF Diagnosis capacity since 2010
- * Molecular Real Time PCR
- * Yangon and Mandalay Veterinary Diagnostic Laboratory



Legislation and policies (Notifiable animal diseases)

List A diseases (Myanmar)

- ✓ Foot and Mouth Disease
- ✓ Anthrax
- ✓ Haemorrhagic Septicemia
- ✓ Black leg
- ✓ Hog Cholera
- ✓ Newcastle Disease
- ✓ Infectious Bursal Disease
- ✓ Rabies
- ✓ Highly Pathogenic Avian Influenza
- ✓ PRRS
- ✓ African Swine Fever

List B diseases (Myanmar)

- ✓ Brucellosis
- ✓ Tuberculosis
- ✓ Surra (Trypanosoma)
- ✓ Glanders
- ✓ Avian Pasteurellosis
- ✓ Infectious Bronchitis
- ✓ Pullorum Disease
- ✓ Marek's Disease
- ✓ Duck Viral Enteritis (Duck Plaque)
- ✓ BSE

Swine diseases diagnosis

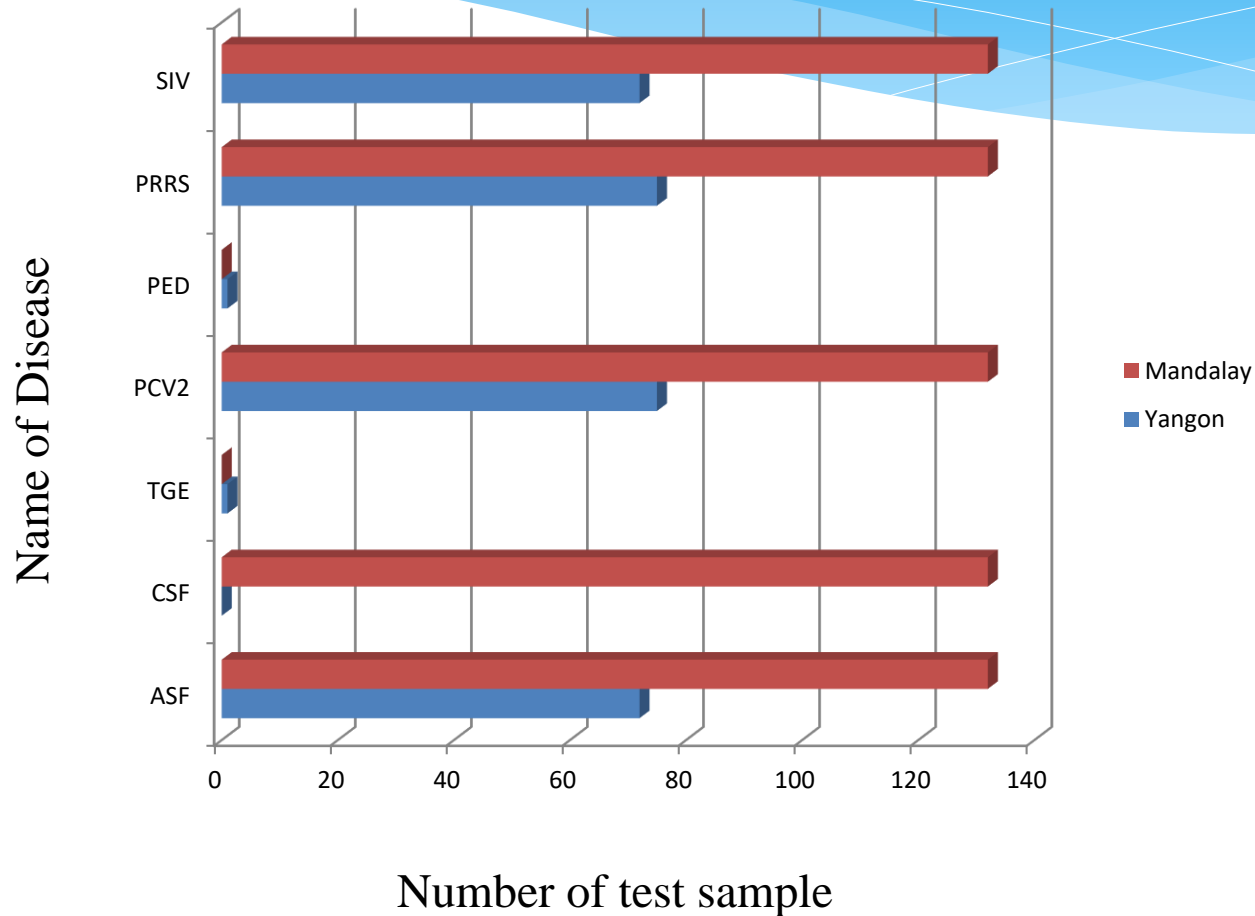
Diagnosis capacity

- Real Time PCR, Conventional PCR
- FAT (Rabies)
- H & N typing (H5,7,9 & N1,2,6,8,9)

Main Swine Diseases by Molecular Test

- PRRS, ASF, PCV2, SIV, PED, TGE,CSF

Swine diseases diagnosis (cont:)



What Worked Well

Proficiency Test

- efficient method to assess the competence of laboratory
- confidence in the test results

Sustainable approaches to perform diagnosis tests

- equipped with highly trained and qualified personnel

Lab functioning effectively

- continuous training activities for lab staff

Challenges and possible solution

Challenges	Possible Solution
Increase submission of samples	Improving the knowledge of local vets, raising the awareness of pig farmers on ASF
Contaminations and false positive results	Good Laboratory Practices
Early disease detection and diagnosis	Strengthen capacities of Veterinary services
Advanced Technology	Obtaining Technology transfer (collaboration with international organizations/ Laboratories)
Strengthen Human Resources	Continuous training (Field and Lab Veterinarians), Qualified HR Management

THANK YOU

