



Organisation
Mondiale
de la Santé
Animale

World
Organisation
for Animal
Health

Organización
Mundial
de Sanidad
Animal

27th Conference of the
OIE Regional Commission for Asia,
the Far East and Oceania
Tehran, Iran, 19-23 November 2011

FINAL REPORT

CONTENTS

	Page	§
List of abbreviations	iii	
Introduction.....	1	1-3
<hr/> Sunday 20 November 2011 <hr/>		
Opening ceremony.....	1	4-5
Election of the Conference Committee	1	6
Election of Session Chairpersons and Rapporteurs for technical items and animal health situation	2	7-8
Adoption of the Agenda and Timetable	2	9
Update on the OIE vision for the future.....	2	10-52
Activities of the OIE Regional and Sub-Regional Representations.....	7	53-72
Technical Item I: “Active participation of Members in the development of the OIE Codes”.....	9	73-89
Discussions	11	90-111
Activities of the OIE Regional Commission for Asia, the Far East and Oceania and proposal of a Regional Work Plan Framework 2011-2015.....	13	112-117
Presentation from the Iran Veterinary Organisation (IVO)	13	118-122
Implementation of OIE international standards for terrestrial and aquatic animals as defined in the OIE Codes and Manuals, and in the OIE Guidelines	14	123-125
Special celebration of VET2011	14	126-127
<hr/> Monday 21 November 2011 <hr/>		
Technical Item II: “Epidemiological developments and control of FMD in Asia”.....	15	128-140
Discussions	16	141-162
Veterinary legislation situation in Asia, Far East and Oceania.....	18	163-168
Discussions	19	169-173
Animal health situation of Member Countries during the first semester of 2011 ...	20	174-273
Discussions	45	274-283
Veterinary education needs in the Region	46	284-291
Discussions	48	292-299
Case study: Country experience in the implementation of the OIE PVS Pathway..	49	300-304
Discussions	49	305-310
Progressive Control Pathway (PCP) and Endorsement of Official Control Programme for FMD in the Region.....	50	311-315
Discussions	51	316-322
Presentations by international and regional organisations.....	52	
Food and Agriculture Organization of the United Nations (FAO)	52	323-327

Discussions	52	328-329
European Union (EU)	52	330-331
Discussions	53	332-335
Update on the activities of the OIE Twinning process in the Region.....	53	336-343
Discussions	54	344-346
Discussions of Recommendations 1 and 2	54	347
Date, venue and agenda items for the 28th Conference of the OIE Regional Commission for Asia, the Far East and Oceania	54	348-353

Tuesday 22 November 2011

Professional and guided cultural visit	55	354-355
--	----	---------

Wednesday 23 November 2011

Adoption of the draft Final Report and Recommendations.....	55	356-359
Closing Ceremony	55	360-365

APPENDICES

Opening ceremony speeches	57
List of participants	71
Agenda	80
Programme	81
Recommendation No. 1	84
Recommendation No. 2	86
Motion of thanks	88

List of Abbreviations

AAVS:	Asian Association of Veterinary Schools
AI:	Avian Influenza
APEC:	Asia Pacific Economic Cooperation
ARAHIS:	ASEAN Regional Animal Health Information System
ASEAN:	Association of South-East Asian Nations
AusAID:	Australian Agency for International Development
AVA:	Agri-Food and veterinary Authority of Singapore
BAI:	Bureau of Animal Industry
CE:	Continuing education
CSF:	Classical Swine Fever
CVO:	Chief Veterinary Officer
DFZ:	Disease free zone
EC:	European Commission
EU:	European Union
EUFMD:	European Commission for the Control of Foot-and-Mouth Disease
FAO:	Food and Agriculture Organization of the United Nations
FMD:	Foot and mouth disease
FMDV:	Foot and Mouth Disease virus
GF-TADs:	Global Framework for Progressive Control of Transboundary Animal
HPAI:	Highly Pathogenic Avian Influenza
HPED:	Highly Pathogenic and Emerging Diseases
HQ:	Headquarters
IVO:	Iran Veterinary Organisation
IVSA:	International Veterinary Student Association
JTF:	Japanese Trust Fund
LSU:	Livestock units
ME-SA:	Middle East – South Asia
NACA:	Network of Aquaculture Centres in Asia-Pacific
NGOs:	Non-governmental organisations
NSP:	Non-structural Protein
OFFLU:	Joint OIE-FAO Network of Expertise on Influenza
OIE:	World Organisation for Animal health
PCP:	Progressive Control Pathway
PCR:	Polymerase Chain Reaction
PPR:	Peste des Petits Ruminants
PRC:	People’s Republic of China
PRRS:	Porcine Reproductive and Respiratory Syndrome

PSVS:	OIE/AusAID Programme on Strengthening Veterinary Services
PVS:	OIE Tool for the Evaluation of Performance of Veterinary Services
RSC:	Regional Steering Committee
RT-PCR:	Reverse Transcription -Polymerase Chain Reaction
SAARC:	South Asian Association for Regional Co-Operation
SAR:	Special Administrative Region
SEACFMD:	South-East Asia and China Foot and Mouth Disease Campaign
SE:	South East
SEA:	South-East Asia
SPC:	Secretariat of the Pacific Community
SPS:	Sanitary and Phytosanitary Measures
SRR-SEA:	Sub-Regional Representative for South-East Asia
STANDZ:	Stop Transboundary Animal Diseases and Zoonoses
STRIVES:	Strengthening Initiatives on Veterinary Services
UK:	United Kingdom
USA:	United States of America
USAID:	United States Agency for International Development
VE:	Veterinary education
VEE:	Veterinary education establishments
VLSP:	Veterinary Legislation Support Programme
VS:	Veterinary Services
VSB:	Veterinary Statutory Bodies
WAHID:	World Animal Health Information Database
WAHIS:	World Animal Health Information System of the OIE
WHO:	World Health Organization
WTO:	World Trade Organisation

Introduction

1. Following the invitation of the Government of Iran, the 27th Conference of the OIE Regional Commission for Asia, the Far East and Oceania was held in Tehran from 19 to 23 November 2011.
2. A total of 60 participants, comprising OIE Delegates and/or nominees of 16 Member Countries and 4 Observer Countries and senior officers from 2 international organisations attended all the conference. In addition, 4 representatives of the private sector were present. Dr Bernard Vallat, OIE Director General, Dr Carlos Correa Messuti, President of the World Assembly of Delegates, Dr Seyed Mohsen Dastoor, OIE Delegate of the Host Country, Dr Toshiro Kawashima, President of the OIE Regional Commission for Asia, the Far East and Oceania and Delegate of Japan, Dr François Caya, Head of the OIE Regional Activities Department, Dr Itsuo Shimohira, OIE Regional Representative for Asia and the Pacific, Dr Ronello Abila, OIE Sub Regional Representative for South East Asia and Dr Karim Ben Jebara, Head of the OIE Animal Health Information Department also participated in the Conference. The speakers of Technical Items I and II, namely Professor Stuart MacDiarmid, Principal Adviser Risk Analysis and Adjunct Professor in Veterinary Biosecurity from the Massey University and Dr Kenichi Sakamoto, Chief of Diagnostic Laboratory from the National Institute of Animal Health of Japan, honoured the Conference by their presence.
3. The Vice President and the Minister of Agriculture of the Islamic Republic of Iran participated to the opening ceremony.

Sunday 20 November 2011

Opening Ceremony

4. The opening ceremony was chaired by Dr Seyed Mohsen Dastoor, OIE Delegate of Iran, accompanied by the following personalities:

Dr Mohammad-Reza Rahimi, Vice President of the Islamic Republic of Iran
Minister of Agriculture of the Islamic Republic of Iran
Dr Toshiro Kawashima, OIE Delegate of Japan and President of the OIE Regional Commission for Asia, the Far East and Oceania;
Dr Carlos Correa Messuti, President of the World Assembly of Delegates;
Dr Bernard Vallat, OIE Director General;
5. Their speeches are annexed at the end of the report.

Election of the Conference Committee

6. The Conference Committee was elected by participants as follows:

Chairperson:	Dr Seyed Mohsen Dastoor (Iran)
Vice-Chairperson:	Dr Davino Catbagan (Philippines)
Rapporteur General:	Dr Mark Andrew Schipp (Australia)

Election of Session Chairpersons and Rapporteurs for Technical Items and Animal Health Situation

7. The Conference Committee was elected as follows:

Technical Item I: Dr Toshiro Kawashima (Japan), Chairperson
Dr Yap Him Hoo (Singapore), Rapporteur

Technical Item II: Dr Batsukh Zayat (Mongolia), Chairperson
Dr Kiyoon Chang (Korea Rep of), Rapporteur

Animal health situation: Dr Zhang Zhongqiu (P.R. China), Chairperson
Dr Tenzin Dhendup (Bhutan), Rapporteur

8. Dr Davino Catbagan, Delegate of Philippines and elected as Vice-Chairperson of the Conference acted as Chairperson on behalf of Dr Seyed Mohsen Dastoor, Delegate of Iran and elected Chairperson of the Conference.

Adoption of the Agenda and Timetable

9. The Provisional Agenda and Timetable were adopted with slight changes.

Update on the OIE vision for the future

10. The Session Chairman invited Dr Bernard Vallat, OIE Director General, to present an "Update on the OIE vision".

11. Dr Vallat started by giving a brief review on the OIE which comprises currently 178 Member Countries throughout the world. He also reminded the objectives of the Organisation.

12. Dr Vallat evoked the Governance structure of the Organisation mentioning the importance of the OIE Regional Commissions in addressing specific issues from Members.

13. He highlighted the role played by the OIE Regional Representations which aim to address animal health issues with their regional specificities. The Regional Representations work in close collaboration with the Regional Commission in order to cover those regional specificities.

14. Dr Vallat also emphasised on the importance of the Delegates and the Focal Points as part of the OIE national governance bodies. While the Delegate represents the main OIE contact person with the countries, the Focal Points are designated by the Delegate to support and, if needed, represent him/her in the following fields: aquatic animal diseases, wildlife, animal disease notification, veterinary products, animal welfare, animal production food safety and communication.

15. Dr Vallat presented important background information on which constitute the basis of the new OIE Strategic Plan for the period 2011-2015, as well as the concepts and tools to be used during the timeframe of this plan in order to face contemporary animal health and welfare challenges.

16. He highlighted the fact that the risk of diseases spreading around the world increases with globalisation, the unprecedented movement of people as well as animals and animal products, the evolution of farming systems and climate changes, among other factors.

17. He indicated the global population and increased animal protein demand trends, emphasizing on the fact that the forecasts for 2030 suggest that the demand for animal protein be increased by 50%, especially in developing countries.
18. Dr Vallat stressed the importance of food security and food safety as crucial elements for public health, given the need for the global supply of safe food and the key role veterinary scientific experts must play in protecting the society, not only in controlling diseases and the lost associated to them, but in integrating the latest scientific research to increase animal production and thus providing everyone with better access to animal protein (milk, eggs, meat).
19. He then reminded that since 1990, the OIE has adopted a five-year strategic planning cycle for programming its work. The Fifth OIE Strategic Plan (2011-2015), adopted in 2010 OIE's General Session, builds on the success of the previous Strategic Plans and integrates important new elements for improving animal health, veterinary public health and animal welfare world-wide.
20. Among the elements of the Plan, Dr Vallat stressed the importance to improve animal health worldwide in order to ensure food security and food safety. He expressed the need to better work on the application of the "One Health" concept as a mean to reduce the risks of high impact diseases at the animals, humans and ecosystems interface. This may require working in certain non-traditional areas, such as infectious diseases in wildlife, competition and companion animals, in addition to food-producing animals. The OIE is working on this concept at world level jointly with FAO and WHO, among others.
21. The Director General then emphasised on the key role of Veterinary Services in controlling diseases at their animal source. He also pointed out that some non-zoonotic diseases shall be considered as priorities as they affect food security and thus become also a public health issue.
22. He also mentioned that the OIE will continue to be a leader in the field of Animal Welfare as done since 2002 when an Ad hoc Group was convened bringing together the best experts in the field from a diverse range of backgrounds and cultures. A permanent Working Group on Animal Welfare with the same membership was then established which held its first meeting in October 2002.
23. He explained that the OIE will also continue to work towards strengthening the technical capacities, management, legislation and the overall good governance of Veterinary Services of the Member Countries thank to the OIE World Animal Health and Welfare Fund and in collaboration with global partners such as FAO as well as with regional partners.
24. Dr Vallat declared that the OIE will also continue strengthening Regional Representations to enhance the support it provide to Members through capacity building activities.
25. He reminded that the Fifth Strategic Plan is consistent with the General Objectives of the OIE. He also explained that, while the main contact point with Member Countries is the Delegate, a system of Focal Points has been established. Each country shall designate its Focal Points to help them work in different technical aspects. As of today the Delegates have been asked to nominate Focal Points for the following topics: animal diseases notification, wildlife, aquatic animals, food safety, veterinary products, animal welfare and recently communication. Dr Vallat defined "Public Goods" as goods with benefits that potentially extend to all countries, people, and generations. Therefore, as they have positive consequences at national, international and intergenerational levels, animal health systems are also considered as Global Public Goods.

26. Dr Vallat reminded the audience the role of the OIE as an Intergovernmental Organisation in setting standards, guidelines and recommendations for animal health within the framework of the WTO SPS Agreement.
27. He referred to the OIE Reference Laboratories and Collaborating Centres, highlighting their role in supporting Members to comply with OIE international standards by providing high level expertise to all Members.
28. He also commented on the different laboratory twinning projects intended to improve expertise and diagnostic capacity worldwide. Through this programme, both Members and regions have a wider and more balanced opportunity to benefit from international expertise to support and strengthen the Veterinary Services and the veterinary scientific community in developing countries, so they can better participate in the elaboration of standards.
29. Dr Vallat mentioned some of the tools and mechanisms that the OIE will continue to promote and support in its new Strategic Plan, such its World Animal Health Information System (WAHIS) and the web linked database called WAHID. He reminded countries of their obligation to notify on a timely manner the occurrence of animal diseases using this system that has been constantly improved.
30. Dr Vallat then briefly commented on three economic studies on the Prevention and Control of Animal Diseases Worldwide conducted by the OIE and financed by the World Bank in 2006-2007 as follows:
 - Part I: Economic analysis - Prevention versus outbreak costs
 - Part II: Feasibility study - A global fund for emergency response in developing countries
 - Part III: Pre-feasibility study - Supporting insurance of disease losses
31. These three studies were presented during the International Conference co-organised by the World Bank and the World Organisation for Animal health (OIE) in collaboration with the Food and Agriculture Organisation (FAO) of the United Nations: "Global Animal Health Initiative: The Way Forward", held in Washington DC (USA), at the World Bank Headquarters on October 9-11, 2007. The conclusions of this conference validated the findings and recommendations of the three studies.
32. The Director General then explained the recent achievements of the OIE by emphasizing on the OIE capacity building activities aiming at strengthening expertise within country.
33. To that end, OIE Headquarters, with the support of the Regional and Sub-Regional Representations, organize regular seminars for OIE newly appointed Delegates and national Focal Points. The OIE also works on the maintenance and development of OIE Reference Laboratories and Collaborating Centres with the aim of giving technical capacity and autonomy in the regions.
34. He added that the twinning programme is a very good tool to ensure a proper technology transfer.
35. He also commented on the interests of the OIE in supporting Veterinary Education. He reminded the two Global Conferences on Veterinary Education organised by the OIE so far, where participants supported the work on the development of the minimum competencies needed by veterinary graduates, to support effective delivery of both public and private components of national Veterinary Services.

36. He emphasised on the unprecedented efforts made by the veterinary community that lead to the official recognition of 198 countries of the world free of rinderpest as per declared at the 79th General Session of the World Assembly of Delegates.
37. Dr Vallat pointed out that the Global rinderpest eradication programme demonstrated that the long term vision, the commitment of governments, the support of the international community and regional organizations and the dedicated international platforms for coordination, together with efficient tools for control and eradication, lead to the success of the eradication. He highlighted the importance of continuing the joint efforts in the post-eradication phase.
38. Among future challenges, Dr Bernard Vallat, commented on the FMD Global situation by underlining the highly contagious nature of the disease which makes FMD the most important transboundary animal disease. In order to come up with a global control of the disease, programmes to be developed have to take into consideration the national and regional situations.
39. Dr Vallat informed participants that the Global FMD Strategy, currently being developed by a joint OIE/FAO GF-TAD, Working Group on FMD, would aim first at maintaining a status 'free without vaccination' in countries already recognized as is, and to reach this status in countries and zones that are currently free with vaccination and finally to progressively control the disease in countries where it is still endemic.
40. He explained that FAO-OIE Progressive Control Pathway (PCP) will help FMD-endemic countries to progressively reduce the impact and burden of FMD.
41. Dr Vallat reiterated that Good Governance worldwide is of paramount importance in order to control and ultimately eradicate animal diseases, to improve food safety and security and thus alleviate poverty and improve our everyday life. To support key activities, Veterinary Services need infrastructure including modern legislation and resources.
42. In order to reach Good Governance, Dr Bernard Vallat gave details regarding the current OIE Global Programme for Strengthening Veterinary Services, based on the use of the OIE-PVS Pathway. He explained that the missions undertaken through the PVS Pathway are funded by the OIE World Animal Health and Welfare Fund, which receives grants from several donors. This fund was created mainly to promote and implement the promotion of Good Governance and capacity building activities of the OIE.
43. He briefly commented on the tools themselves and the overall evaluation process. He explained that the first OIE-PVS evaluation, known as the "diagnosis", is followed by the PVS-Gap Analysis, called the "prescription". This second step is used to prioritise the needs identified within the framework of national priorities.
44. Dr Vallat presented the current situation on the OIE PVS Programme, at global and regional level, including OIE PVS Evaluations and PVS Gap Analysis missions. More than 110 of the 178 Members of the OIE have already applied for a PVS Evaluation, with a total of 104 missions undertaken and 78 reports available to donors and partners.
45. Sixty-two (68) Members across the world have already applied for the PVS Gap Analysis, and 38 of them had their missions completed by the OIE.
46. Referring specifically to Asia, the Far East and Oceania, Dr Vallat said that 17 Members have already conducted their first PVS evaluation and 12 have asked for a Gap Analysis mission. He reminded Members of the region that did not yet request a PVS evaluation to do so by sending a formal request to the OIE.

47. Dr Vallat also mentioned how important it is for Members to update their veterinary legislations and informed the audience that the OIE, within the PVS Pathway, has developed a Veterinary Legislation support programme. He pointed out that, through this programme, Members can ask for a Veterinary Legislation identification mission and a greater support can be offered through an Agreement under which an expert is designated for supporting the country in the improvement of an appropriate legal framework.
48. Dr Vallat referred to the future challenges such as the emergence and re-emergence of new diseases, climate change and changing ecosystems, the globalisation, the threat of bioterrorism, the societal demand and the new risks arising at the wildlife – human – animal interface will necessitate permanent vigilance and quick reaction.
49. He underlined that the disease control at source is the key for a better animal health and production, improved food security and mitigating poverty, in particular through: surveillance, early warning, reporting and effective response, good governance of public and private components Veterinary Services and compliance with OIE standards, commitment to public-private partnerships and investment in VS and disease control programs as 'global public goods'.
50. He also gave a brief detail on important OIE initiatives such as:
 - ✓ Standards and recommendations for global FMD, rabies and PPR control
 - ✓ New twinning projects for veterinary education establishments (VEE) and Veterinary Statutory Bodies (VSB)
 - ✓ Global conferences on FMD (Bangkok), rabies (Seoul September 2011), Animal Welfare (Kuala Lumpur, November 2012)
 - ✓ Veterinary legislation support program, including special component on veterinary drugs.
 - ✓ New international standards on FMD control programs, rabies, veterinary legislation, veterinary education, veterinary statutory bodies & use of antimicrobials in aquatic animals
 - ✓ OIE policy on disease surveillance and notification in wildlife
 - ✓ Tentative official recognition of status for classical swine fever, African horse sickness and PPR
51. To conclude his presentation the Director General stressed that the OIE will continue to support Member by underlining the following:
 - ✓ Setting standards and guidelines;
 - ✓ Disseminating scientific and animal health information;
 - ✓ Recognising disease free status of countries/zones;
 - ✓ Support for good governance using PVS Pathway and other capacity building activities
 - ✓ Influence governments for better recognition of the key role of Veterinary Services for society
 - ✓ Standards and guidance for disease eradication of key epizootics.
52. Finally he announced the upcoming FAO/OIE Global Conference on Foot and Mouth Disease Control to be held in Bangkok, Thailand from 27-29 June 2012 and invited all participants to attend.

Activities of the OIE Regional and Sub-Regional Representations

OIE Regional Representation for Asia and the Pacific Activities in 2011

53. Dr Itsuo Shimohira, OIE Regional Representative for Asia and the Pacific, informed that the OIE Regional Representation for Asia and the Pacific (OIE Asia-Pacific) has put priorities of regional activities on Animal health improvement, Strengthening Veterinary Services, Compliance with International Standards for animal health, Capacity building of Veterinary Services for animal health including Legislation, Diagnosis and Surveillance and the Regional Alliance, through organizing meetings, Seminars, Hands-on Workshops, Experts visits, etc.
54. He highlighted that in 2011, activities for capacity building were performed by organizing the OIE Regional Workshop for national focal points for Animal health notification in Beijing, P.R. China, and Meetings for Strengthening Information Networking including HPAI vaccine strategy, Chiang Mai, Thailand.
55. Dr Shimohira informed that several Regional meetings and workshops were held for transboundary animal disease control namely, for Bluetongue disease as well as for the Risk Analysis for Veterinary Vaccines Practical Application and others in collaboration with FAO and other partners.
56. He also mentioned that more intensive efforts have been made for HPAI control in Asia through various meetings in Tokyo, Japan and other countries. He highlighted activities related to field surveillance of Avian Influenza in Wild birds as well as domestic animals along the migratory flyways; in Vietnam and Mongolia, together with the molecular analysis of the collected samples and viruses at the OIE Reference Laboratory.
57. The Regional Representative commented that the OIE and FAO co-organized the 5th Regional Steering Committee (RSC) Meeting of GF- TADs for Asia and the Pacific in Tokyo on 21-22 July 2011, in collaboration with the Ministry of Agriculture, Forestry and Fisheries of the Government of Japan.

Work Plan for 2012

58. Regarding the Work Plan for 2012, Dr Shimohira noted that OIE Asia-Pacific planned further regional activities which included the Newly Assigned OIE Delegates Seminar, Focal Points seminar for Animal welfare, together with many other regional meetings/workshops planned for the control of HPAI, Bluetongue and swine diseases ; toward animal disease control and so on, for strengthening National Veterinary Services and for regional alliances.
59. He added that, considering the impacts of recurrent FMD outbreaks in East Asia, the OIE Regional Representation for Asia and the Pacific would launch a new project "OIE/JTF Project on FMD Control in Asia" to develop regional roadmap and strategy for East Asia, to enhance information sharing, and to strengthen disease control measures as well as laboratory diagnosis. The project was proposed during the 5th Meeting of the RSC of GF-TADs and gained recognition from the Meeting. The Inception Meeting of this project will be organized in Tokyo, in December 2011.
60. To conclude, Dr Shimohira said that OIE Asia-Pacific would continue working closely with its partners including International Organizations such as FAO, WHO, WTO and Regional Organizations such as ASEAN, SAARC, SPC and NACA, together with other stakeholders including donor governments and agencies.

OIE Sub Regional Representation for South East Asia

61. Dr Ronello Abila, OIE Sub Regional Representative for South East Asia, started his presentation highlighting that the Sub-Regional Representation for South East Asia (SRR-SEA) significantly expanded in 2011 since its formal establishment in June 2010 when the MOU between the OIE and the Thai Ministry of Agriculture was signed. The expansion is mainly brought by the commencement of a new programme called Stop Transboundary Animal Diseases and Zoonoses (STANDZ) funded by Australian government through AusAID. The STANDZ Initiative put together into one umbrella program all existing programs funded by AusAID such as SEACFMD and PSVS renamed as STRIVES, plus another component on One Health/Zoonoses focusing on Rabies. The SRR-SEA also continues to implement EU funded Programme for Highly Pathogenic Emerging and Re-Emerging Diseases (HPED) and the USAID funded IDENTIFY project for the Mekong region. All these projects support the core function of the SRR SEA to implement activities in line with the OIE 5th Strategic Plan 2011-2015.

Activities in 2011

62. Dr Abila reported that the SRR SEA activities were focused on the four out of the six Strategic Objectives laid out the OIE 5th Strategic Plan, namely: Animal Health Information; Prevention, Control and Eradication of Animal Diseases, including Zoonoses; Capacity Building for National Veterinary Services, and; Influence on policy design, applied research and governance.
63. He informed that the SRR SEA continues to assist countries in improving their reporting obligations to the OIE. A key achievement for this year is the signing of an MOU between OIE and ASEAN on the linkage between ARAHIS, the WAHIS Regional Core for ASEAN, to the OIE WAHIS.
64. He then added that the SRR-SEA continues to manage the SEACFMD. Key achievements this year are the finalization of the 2nd edition of the SEACFMD 2020 roadmap and the recognition of zone 2 of Luzon Island in the Philippines as FMD free zone, making the whole country FMD free without vaccination. Key activities of the SEACFMD held this year are conduct of the SEACFMD Sub-commission Meeting in Bali Indonesia, with the full participation of new members – Brunei, P. R. China and Singapore, joint EpiNet and LabNet meeting in Pakchong, Thailand, various in-country consultation meetings.
65. Dr Abila recalled that the SRR SEA assisted the HQ in coordinating the PVS missions in the sub-region. The SRR SEA organised a preparatory workshop in Indonesia in June to assist in gathering information for the PVS GA mission. The SRR SEA organized the first sub-regional workshop on Veterinary Education which brought together representatives from Veterinary Services, Veterinary Statutory Bodies, Veterinary Associations and Deans of the veterinary schools. It has also organised the training of focal points for Aquatic Animal Health and Veterinary Biologicals.
66. Regarding One Health, Dr Abila reported on the 1st Meeting of the human and animal health laboratories in SE Asia, co-organised by the SRR-SEA, and held Kuala Lumpur on 19-21 October. The SRR SEA has participated in the APEC one health meeting in Philippines and Hong Kong.
67. Dr Abila underlined that policy engagement is a key activity of the SRR SEA. This is done through organization of coordination meetings, participation in meetings organised by member countries and partners, and missions to meet Ministers and OIE Delegates/CVOs. In terms of policy research, the study on the economic benefits in investing to strengthen veterinary services was finalised. The study was conducted in the Philippines, Thailand and Vietnam.

Work Plan for 2012

68. The Sub Regional Representative mentioned that the SRR SEA in 2012 will continue to implement activities in line with OIE 5th Strategic Plan. For animal health information, a workshop on strengthening linkages between ARAHIS and WAHIS will be co-organised with ASEAN Secretariat. This workshop will also serve as training for new ARAHIS focal points, many of whom are also the OIE Focal points for animal health information.
69. For disease control, Dr Abila mentioned that SEACFMD will enhance more field activities with support from STANDZ small grant facility and HPED vaccine bank. National FMD plans will be updated to align with the revised SEACFMD 2020 roadmap. Countries will be assisted to conduct assessments for their FMD programs based on the Progressive Control Pathway (PCP) and some countries in advance stage of PCP 3 will be encouraged to apply for Official Recognition of their National Plan as provided in the OIE Code.
70. He indicated that a workshop on rabies in SE Asia will be organised, in collaboration with ASEAN, FAO and WHO, in January to review the rabies status in the sub-region and start the process of developing a roadmap for rabies control, similar to SEACFMD 2020.
71. Dr Abila commented that when it comes to strengthening veterinary services, the SRR will organise a workshop of the Veterinary Statutory Bodies (VSB) and will assist some countries to establish a VSB. On veterinary education, the veterinary curriculum of veterinary schools will be reviewed and assist them in complying with the OIE guidelines on the minimum day one competency for veterinary graduates. Members that will undergo PVS Evaluations/Gap Analysis will be assisted in preparation for the missions. At least two Members will be assisted in developing a Strategic Plan for VS.
72. Finally, Dr Abila stated that the SRR will continue to engage high level officials to support in strengthening VS. The SRR will also actively participate in meetings organised by partners such as ASEAN, FAO and WHO.

Technical Item I: Active participation of Members in the development of the OIE Codes

73. The Session Chairman, Dr Toshiro Kawashima, Delegate Japan, briefly introduced Professor Stuart MacDiarmid, Principal Adviser on Risk Analysis and Adjunct Professor in Veterinary Biosecurity of the Massey University and speaker of the Technical Item I of the Conference "*Active participation of Members in the development of the OIE Codes*".
74. The session chairman invited Professor MacDiarmid to present on the item.
75. Professor Stuart MacDiarmid introduced his presentation by recalling that OIE publishes standards for animal diseases control including for the safe trade in animals and animal products, and standards for diagnostic tests and vaccines. The standards for safe trade are published in the Terrestrial Animal Health Code (OIE 2011a) and the Aquatic Animal Health Code (OIE 2011b). The standards for diagnostic tests are published in the Manual of Diagnostic Tests and Vaccines for Terrestrial Animals (OIE 2011c) and the Manual of Diagnostic Tests for Aquatic Animals (OIE 2011d).
76. He explained that the standards published in the Codes are developed, revised and adopted through well-established procedures (OIE 2011e). There is only one pathway by which standards are adopted and that is through their approval by the World Assembly of Delegates meeting annually at the OIE General Session.

77. He then added that the OIE is recognised by the World Trade Organization as the international standard setting body for matters pertaining to animal diseases and zoonoses.
78. Professor MacDiarmid highlighted that application and use of the standards by OIE Members is also the cornerstone to facilitating safe international trade in animals and their products.
79. He gave a brief account on the process of development of the OIE Codes. He noted that the process by which the standards in the Codes are developed and updated is a flexible, transparent and rapid process, which depends on the active participation of the 178 Members of the OIE. It also provides for continuous improvement of standards as new scientific information becomes available.
80. The speaker pointed out that, twice a year, OIE Members are given the opportunity to submit written comments on proposed new or revised standards.
81. Professor MacDiarmid explained that the only way in which new OIE standards can be adopted is through a resolution by the World Assembly of Delegates during the General Session. In almost all cases, standards are adopted by consensus.
82. Every OIE Member, regardless of wealth, size or state of development, has an equal voice in the adoption of standards. The World Assembly's discussion and decisions regarding the adoption of standards are recorded in the report of the General Session, which is sent to Delegates and is also published on the OIE website.
83. He explained that the extent to which the 36 Members of the OIE Regional Commission for Asia, the Far East and Oceania Region participate in the development of standards was determined by analysis of data from two sources. The first was OIE Trade Department records showing the number of comments that Members had made on draft Code texts in the 3 year period 2008 to 2010 inclusive. The second source of data was replies to a questionnaire sent to the 36 Members in the Region.
84. He then gave details on the comments to the Draft Code texts received and the analyses of the answers to the questionnaire sent by OIE Members of the region showing the level of participation of Countries from Asia, Far East and Oceania region in the development of OIE Codes.
85. He observed that the analysis of comments made during 2008 through 2010 revealed a low level of Member participation, with only 11 Members offering comments on draft Code texts circulated on 12 separate occasions. On the other hand, the rate of response to the questionnaire was high, with 21 of 36 Members returning completed questionnaires.
86. He remarked that the most common barrier Members face in commenting on draft Code texts is lack of expertise within the country. However, the second most common barrier is said to be the time provided by the OIE for Members to consult with their stakeholders, formulate critical comments on draft Code texts and communicate these back to OIE Headquarters in time for the next Specialist Commission meeting.
87. Professor MacDiarmid added that the Specialist Commissions have long recognised the problem time constraints cause for Members formulating their comments on draft Code texts. He recalled that in the past three years the Specialist Commissions have rescheduled their twice-yearling meetings to maximise the time provided to Members to formulate comments. However, there is little room for flexibility as the General Session of the World Assembly of Delegates is held each year in May.

88. Professor MacDiarmid explained that while the response rate to the questionnaire sent to the Members of the Region was high (21 out of 36), the actual degree of Members' participation in the development of the international standards in the Codes is disappointing. Over the three year period 2008 to 2010 inclusive, only 11 Members offered comments on draft Code texts and three of those Members made a single comment only.
89. He concluded that the international standards of the OIE are developed through the active participation of the OIE's Members. Further, they are adopted by the consensus of all the OIE's Members. When published in the Terrestrial Animal Health Code or the Aquatic Animal Health Code, these standards are essential to improve animal health worldwide and to enhance the safety of international trade in animals and animal products, encourage harmonisation of national legislations and control measures, narrow the gap between rich and poor countries, and promote fairer trade by eliminating unjustified restrictions. It is thus important that the OIE, in collaboration with its Members, ensures active participation of all stakeholders in the development of animal health standards.

Discussions

90. Dr Kawashima, Chairperson for the Technical Item I, thanked Professor Stuart MacDiarmid for providing the Commission with a good understanding of the regional situation regarding participation of the Members in the development of the OIE standards.
91. He remarked that the presentation contained many opportunities to Members to think about the standard setting process and open the floor for discussions.
92. Dr, Sun Yan, Representative of P.R. China thanked the expert for his excellent presentation. He explained the perspective of P.R. China regarding challenges face by his country in providing comments to the OIE Code Chapters, namely time and technical background information provided.
93. Regarding time, the representative of P.R. China expressed the wish of his country for the OIE to provide more time to countries in order to appropriately comment on the documents under consultation.
94. He then proposed that OIE continue its effort in providing more scientific and technical background information supporting proposed new standards or modifications to existing standards.
95. Professor MacDiarmid provided some clarifications regarding comments from the representative of P.R. China by explaining that the OIE has already made a lot of progress regarding providing technical and scientific information supporting Code proposals. He also reminded the audience of the 2-year cycle currently used by the OIE for the development of standards. He explained that it would be difficult to give more time to Members in the actual context without having to go on a 3-year cycle.
96. Dr Vallat reminded the audience that all the members of the Specialists Commissions are elected by the OIE Delegates while ensuring a regional balance. He also informed the Commission that the current two-year cycle used by the OIE was based on experience and was adopted in order to give more time to country to provide comments. He considered that, through this process, the OIE had reached a good balance, comparing to other standard setting organisations, so country can make comments appropriately.
97. He highlighted that, despite the efficiency of the process in place, the number of comments was not sufficient and urge Members to make efforts to that effect.

98. He explained that technical information was provided in the reports of the different Working groups or ad hoc groups and that these reports were attached to the Specialists Commissions reports.
99. While he agrees that it is hard to read all the documents provided by the OIE, he strongly suggested to the Delegates to nominate a team for helping them in this task.
100. A representative from the Japanese Delegation thanked the expert of the Technical Item for his presentation and also expressed his appreciation of the comments made by his colleague from P. R. China and Dr Vallat.
101. He highlighted that it was important for the country to have precise scientific and technical information provided by the OIE when new chapters or modifications of existing chapters were proposed. He also stressed that countries should be better informed about the OIE standards setting process and that their comments should be considered.
102. The Delegate of the Republic of Korea, first thanked Professor MacDiarmid for his presentation. He then referred to common positions taken by the European Union and/or Africa Region regarding OIE standards. He suggested that the Commission for Asia, the Far East and Oceania put in place a mechanism for such common positions be taken in the Region.
103. The President of the OIE, Dr Carlos Correa Messuti, agreed with the thoughts of the Delegate of the Republic of Korea and encouraged the Regional Commission to work on consolidating regional position regarding OIE standards.
104. A representative of Iran stated that the OIE should work on the development of standards on veterinary education.
105. The representative of New Zealand made a comment regarding the suggestion submitted by Japan related to official standard setting procedures which he thought was a good idea. He wondered how the Regional Commission could help work towards the development of such official standard setting procedures.
106. Professor Stuart MacDiarmid, in his quality of member of the Terrestrial Animal Health Standards Commission, expressed his confidence regarding the amount and quality of the scientific and technical information provided by the Specialists Commissions.
107. Professor MacDiarmid noted that the Terrestrial Animal Health Standards Commission already developed a document on OIE standard setting procedures which is included in the report of the Terrestrial Animal Health Standards Commission meeting. He suggested that this document could progress towards becoming an OIE guideline. He proposed to bring the idea to the President and other Members of the Terrestrial Animal Health Standards Commission for consideration.
108. Dr Bernard Vallat stressed that there was a need for strengthening the veterinary scientific community in all Members in order to support Veterinary Services in providing comments to the OIE. In order to do so, he reminded that the OIE Twinning program was also made for this purpose and invited countries of the Region to make Twinning proposals.
109. Regarding regional common position, he confirmed that indeed, some regions were now able to come up to the General Session and speak of one voice. He indicated that it is important that the Asia, the Far East and Oceania evaluate this approach.

110. He concluded by reminding that, during the last General Session, there have been modifications to the OIE Basic Texts and contrary to before, where only 50% plus one majority was necessary, now two third majority will be required at the next General Session for the adoption of new standards.
111. Dr Catbagan closed the discussion by inviting the representatives from P.R. China, Iran, Japan, R.O. Korea, and New Zealand to participate in the drafting of the recommendations regarding Technical Item I.

Activities of the OIE Regional Commission for Asia, the Far East and Oceania and proposal of a Regional Work Plan Framework 2011-2015

112. Dr Toshiro Kawashima, President of the OIE Regional Commission for Asia, the Far East and Oceania informed that, the Members of the Bureau of the OIE Regional Commission for Asia, the Far East and Oceania were: Dr Toshiro Kawashima (Japan) as President, Dr Zhang Zhongqiu (P.R. China) and Dr Davinio Catbagan (Philippines) as Vice-Presidents and Dr Sen Sovann (Cambodia) as Secretary General).
113. Dr Kawashima reported that during 2011, he attended and led the following regional meetings:
 - The Meeting of the Regional Commission during the 79th General Session, Paris, 22-27 May 2011.
 - 5th FAO/OIE Regional Steering Committee Meeting of GF-TADs for Asia and the Pacific, Tokyo , Japan, 21-22 July 2011;

Regional Work Plan

114. Dr Kawashima informed the conference that the President, two Vice-Presidents and the Secretary General of the Regional Commission as well as delegates of Australia, New Zealand and Bhutan had prepared a draft of the “Regional Strategic Plan Framework 2011-2015”.
115. He explained that the draft had been circulated in the Region and consolidated with comments from Members in the Region, following which it had been proposed in the meeting of the Regional Commission held during the General Session in May 2011. It had been renamed as “Regional Work Plan Framework 2011-2015” and slightly modified in accordance with the suggestions of the OIE HQ.
116. Dr Kawashima presented the finalised document for adoption by the Conference.
117. The Regional Work Plan Framework 2011-2015 of the Regional Commission for Asia, the Far East and Oceania was unanimously adopted by Members of the Region.

Presentation from the Iran Veterinary Organisation (IVO)

118. A representative from Iran Veterinary Organisation presented on the Animal disease surveillance in Iran, he detailed the evolution of the surveillance system in the country since 1995, till nowadays.
119. He then explained the reporting system in the country highlighting that since the period 1995-2005, diseases has been reported from around 85000 epidemiological-units

120. He finalised by informing that the Animal Disease Reporting System has been used for both passive and active surveillance.
121. A second presentation was done regarding the Quarantine Network of the Iran Veterinary Organisation. The system uses simplified procedures for the management of importing, exporting and transiting of all veterinary products over the IT networks (LAN and internet).
122. The IVO Quarantine Network was created in order to widely distribute and connect veterinary systems, warranting exact and fast supervision over the statistics regarding production and consumption and controlling transportation according to the limits of legislation.

Implementation of OIE international standards for terrestrial and aquatic animals as defined in the OIE Codes and Manuals, and in the OIE Guidelines

123. Professor MacDiarmid addressed the subject by first making a link between the OIE international standards and the obligation to the implementation of these standards by the WTO-SPS Agreement. He then described the various OIE Departments and the Specialist Commissions responsible for developing standards for terrestrial and aquatic animals. The standard setting process was described in detail, explaining the dates of the Commission meetings and the best times for submitting Member comments to the OIE.
124. The structure and objectives of the Code were described in detail, with explanation on the format of horizontal chapters as well as the disease specific chapters in volume 2. This was followed by a list of chapters and other topics of interest to the region which have been circulated to the Members in the September 2011 Code Commission report. Amongst the items circulated for Member comment, the proposed revised criteria for listing diseases were singled out for special mention.
125. Following on from Technical Item I, 'Active participation of Members in the development of the OIE Codes', the presentation concluded with recommendations on the best way Members can offer critical comment on proposed new or revised Code texts, thus participating more effectively in the OIE's standard setting process.

Special celebration of VET2011

126. A special celebration of the veterinary year, Vet2011, was organized by the Host Country. This celebration was chair by Dr Dastoor, OIE Delegate for the Islamic Republic of Iran. Dr Bernard Vallat, Director General of the OIE as well as Dr Moghadas, Head of the Social Commission of the Parliament of the Islamic Republic of Iran, honoured the ceremony of their presence by addressing the audience.
127. The culture of the Country was highlighted by the performance of a music group and finally by a video relating the history of the Iran Veterinary Organisation (IVO).

**Technical Item II
Epidemiological developments and control of FMD in Asia**

128. The Session Chairman, Dr Batsukh Zayat, Delegate of Mongolia, briefly introduced Dr Kenichi Sakamoto, Director of the Exotic Diseases Research Division of the National Institute of Animal Health of Japan and speaker of the Technical Item II of the Conference “Epidemiological developments and control of FMD in Asia”.
129. The session chairman invited Dr Sakamoto to present on the item.
130. Dr Sakamoto began his presentation by explaining that in Asian region, Foot and Mouth Disease (FMD) outbreaks had been predominantly caused by FMD virus (FMDV) serotype O and that two main topotypes involved were South-East Asia (SEA) and Middle East – South Asia (ME-SA). He mentioned that FMDV of topotype SEA (Mya-98 lineage) had been widespread in Southeast Asia and East Asia and that the economic impact of FMD in East Asia (People’s Republic of China, Japan and Korea) had been severe in the period 2010–2011. FMD outbreaks due to serotype A have been sporadically observed in recent years.
131. He then added that Serotype Asia 1 newly had appeared in Pakistan from 2010 and Bahrain and Iran in 2011.
132. Dr Sakamoto pointed out that Members should take note that no matching vaccine was currently available for this Asia 1 serotype. He emphasised that early detection of the disease and virus matching to ensure use of the most appropriate vaccine was therefore of paramount importance for the control of the disease.
133. He remarked that preparing good matching vaccines was of great importance for the region and that in the absence of suitable candidate vaccines, other control measures were required to prevent pandemic outbreaks and to reduce the risk of economic catastrophes.
134. Dr Sakamoto explained that pigs had played an important epidemiological role in FMD outbreaks in especially East Asia since they act as an amplifier of the disease, excreting 100- to 2000-fold more FMDV than cattle and sheep. He added that preliminary trials had been conducted with an antiviral agent of T-1105 as a possible alternative way to inhibit virus excretion from FMDV infected pigs and that preliminary results had appeared to be promising indicating efficacy within 1 hour after administration by the oral route.
135. He informed participants that there were on-going discussions among countries and regional organisation representatives as well as experts and representatives of the OIE and the FAO in preparation of a FMD Global control Strategy under the auspices of the FAO-OIE GF TADs mechanism.
136. He added that the objectives, underlying principles, major tools, activities and expected results of this strategy had been presented and discussed during the last 79th OIE General Session, in Paris in May 2011. The process to be followed in the preparation of the Global Strategy was also presented and a resolution supporting this initiative was adopted during the General Session. The first draft of the Strategy was recently discussed during a workshop held in Paris in November 2011. The interactions with the country representatives, the regional organisation representatives and the experts will continue during the coming months in order to progress in the development of the global strategy while making sure it encompasses regional specificities. The final draft document of the strategy will be presented during the second Joint FAO-OIE Global Conference on the Control of FMD to be held in Bangkok, 27-29 June 2011.

137. In that context, Dr Sakamoto highlighted that, work being done under regional programmes such as SEACFMD and OIE/JTF Project on FMD Control in Asia, under the overall coordination of the regional GF-TADs, was of paramount importance in the evolution of a regional FMD control strategy that was in line with the global strategy under development.
138. Dr Sakamoto mentioned that, in Asia FMD outbreaks had continued occurring widely, which were associated with the rapid increase in exchanges. Although FMD serotype O had still been predominant in outbreaks in the region, outbreaks due to serotypes A and Asia 1 had also occurred sporadically but widely. In most cases, good matching vaccines were available for the FMD serotypes occurring in the region and they could be selected based on the information provided by OIE/FAO Reference Laboratories for FMD. In some cases, however, such as recent outbreaks due to Asia 1 and SEA topotype, no matching vaccines were currently available. Member Countries should therefore be aware that a good matching vaccine was not always available and make every effort to develop an effective early detection and rapid response systems for such FMD outbreaks.
139. He remarked that another crucial way and also an obligation of OIE Members for preventing the spread of FMD in the region was to immediately notify any occurrence of FMD to the OIE and their neighbouring countries. Dr Sakamoto added that phylogenetic analysis had revealed there were strong links among FMD outbreaks in different Members of the region.
140. Finally, he commented that further research was needed in vaccine development and the possible use of antiviral agents in pigs as an alternative or complementary control measure to restraint the excretion of virus during FMD outbreaks.

Discussions

141. The Chairman for the Technical Item II, Dr Batsukh Zayat, expressed his appreciation of the presentation of Dr Sakamoto and opened the floor for discussions.
142. A representative from the Delegation of P.R. China noticed that, when making reference to the recent FMD outbreak in Japan, the local authorities of the country did not have the capability of diagnosing FMD through PCR testing. He wondered if it was for lack of field capacity or if it was because local authorities were not allowed to do so.
143. Dr Sakamoto explained that indeed, local authorities were not allowed to undertake PCR testing for FMD diagnosis.
144. The representative of China suggested to promote collaborations between OIE Reference Laboratory in China, the Collaborating Centre in Japan and Members within the region.
145. Dr Sakamoto responded that his laboratory would be open for such collaboration.
146. The Representative of P. R. Chine suggested that future research be undertaken in the field of vaccine matching and the use of anti-viral agents.
147. A representative from the Veterinary Services of the Islamic Republic of Iran congratulated Dr Sakamoto for the excellent paper and he searched for clarifications on two issues; the lack of matching vaccines and the epidemiology of FMD.
148. Regarding the epidemiology of FMD, the representative of Iran suggested that, as the distribution of the population of the different susceptible animal species is different in Asia and in the Middle East, and especially regarding pig populations, the epidemiology of the disease was consequently different in these Regions.

149. He finally asked for clarifications regarding the epidemiology of FMD in sheep.
150. Dr Sakamoto reminded that, FMD infection in sheep, which did not show evident clinical signs, was sometimes unnoticed so that it could be leading to great spread of the disease due to the movement of infected animals to different locations without being diagnosed. He explained, in this sense, they could be transporters of the virus.
151. The representative of Afghanistan thanked Dr Sakamoto for his presentation. He expressed concerns regarding the high cost of FMD vaccines in countries not producing vaccines. He also wondered how we can ensure the quality of FMD vaccines being used. He also asked about the possibility of quality vaccine bank for countries experiencing vaccine shortage.
152. Dr Sakamoto responded that, as he was a researcher, he was not in a position to respond to the economic factors involved in FMD vaccination. However, he explained that we should ensure the quality of the vaccines being used by following the OIE standards provided in the OIE Manual of Diagnostic Tests and Vaccines for Terrestrial Animals.
153. Dr Bernard Vallat gave his perspective regarding FMD vaccination campaigns that, in many developing countries, FMD control was not a priority because of the circulation of other dangerous pathogens so that the countries did not want to pay for vaccination. He added that as FMD was not a main animal health concern for some farmers, incentives, such as antiparasitic treatment, had to be concurrently put in place in order to ensure compliance with the vaccination campaigns, and that, it is needed to use the international community grants.
154. He reiterated the importance of the involvement of the overall veterinary community in contributing to the costs associated with FMD vaccination. He explained that, the OIE was currently working on the establishment of a FMD vaccine bank in the Region with the support of the European Union. This project is coordinated by the SEACFMD in cooperation with the OIE Sub-Regional Representation for South East Asia. He added that, should this first FMD vaccine bank project be successful, the OIE would hope that donors be more generous so that other vaccine banks might be created for other regions or sub-regions.
155. Regarding the quality of FMD vaccines, Dr Vallat reiterated that, in order to ensure the quality and security of the vaccines, Members had to use vaccine produced according to standards laid out in the Manual of Diagnostic Tests and Vaccines for Terrestrial Animals.
156. A representative of the P. R. of China questioned Dr Vallat on the criteria under which vaccine strains would be selected in the vaccine bank.
157. Dr Vallat explained that the criteria for the procurement of vaccines for the vaccine bank were currently drafted by the team of the OIE Sub-Regional Representation for South-East Asia, and that the draft would be proposed for discussion during the upcoming meeting of the SEACFMD to take place in China in March 2012. He added that the criteria would include, among others, the needs in the hot spots and the protection of already free zones or countries.
158. In the context of the work being currently done by OIE and FAO in the development of the Global strategy for the control of FMD, Dr Catbagan, vice chairperson of the Conference, asked to the expert of the Technical Item II his view about the time required for the region to achieve eradication of FMD given all the supports and collaboration by the International Community.

159. Dr Sakamoto stated that, because of the epidemiology and the nature of the disease, the eradication of FMD would be very expensive and would depend on how much countries would be ready to spend to eradicate the disease. He noted that it would take time to eradicate the disease and activities should continue to achieve the “freedom with vaccination of the region”.
160. Dr Batsukh Zayat, Delegate of Mongolia and chairperson for the Technical Item II, reminded the importance of taking into account the role of wild life in the overall epidemiology of FMD. He stressed on the need for speeding up the work to be done to ensure access to FMD vaccines while ensuring that new vaccines be developed for situation where there was no matching vaccines. He finally reiterated the importance of regional collaboration in order to face the challenges raised by FMD.
161. He also noted that this was a critical discussion for the region, especially for Mongolia, which was a country with normative livestock production system. He recognised the importance of quality and timely vaccination and highlighted that the recent IAEA’s efforts on FMD vaccination were encouraging for countries.
162. The Chairman asked representatives from Afghanistan, P. R. China and Islamic Republic of Iran to be part of the discussion for drafting of the recommendations related to Technical Item II.

Veterinary legislation situation in Asia, Far East and Oceania

163. The Session Vice Chairman, Dr Davino Catbagan, Delegate of Philippines, invited Dr Alexandre Bouchot, Technical Advisor of the OIE Sub Regional Representation for South East Asia, to present on the Veterinary legislation situation in the region.
164. Dr Bouchot noted that the contextual situation at international level, with regard to factors such as globalisation, increasing trade opportunities, climate change and the emergence or re-emergence of transboundary animal diseases that impact negatively on food security, public health, international trade, people’s well-being, safety and livelihoods, was pushing many Country Authorities to define, or redefine their policies on those matters, notably in the field of animal disease prevention and control and animal welfare.
165. He explained that a Good Governance approach requires a very close look at the legislation in place as it is the core tool enabling governments to put in place the necessary institutional and legal frameworks to achieve their aims.
166. He remarked that, in the Asia, the Far East and Oceania region, as elsewhere, veterinary legislation is often outdated and inadequate to address present day challenges. However, making new policies and new laws is usually a very slow and complicated process involving a number of stages during which key issues are debated and negotiated before being finalised as official national government policy or before being passed as a law. Each national system has not only its own specificities, but also its own economy, trade, government structures and other policies or international commitments. It can thus take a few years before a proposed law or policy is implemented and before its impact is felt on the ground. This means that, in order to keep the necessary dynamic, policies and laws should, as far as possible, while determining the long-term vision and framework, allow flexibility and reactivity for detailed implementation through regulations. With regard to the veterinary domain, the role and functions of the Competent Authority should mainly be of a regulatory nature as adopted by the OIE Members in the international animal health standards. As these functions can be implemented both by public authorities and by private persons and institutions through delegation, it implies there is a need to closely monitor the delegation of powers, retain control and regulation capabilities and maintain the capacity for action in the event of crisis by means of a clear chain of command.

167. Dr Bouchot indicated that an OIE PVS1 Evaluation had been conducted in many countries of the region during the past four years. As in other regions of the world, the 11 reports available have identified, amongst the 46 critical competencies within the fundamental components of the Veterinary Services, some critical deficiencies in the development and implementation of national legislations when compared with the OIE international standards. One of the most important of these is a lack of vision, often resulting in a loss of focus on national priorities and policies. Moreover, legislative frameworks in some countries depart from international norms. There is also limited legal affairs knowledge at the national Veterinary Services level, for instance on how to draft proper legislation in a specific national context. In some cases, national legislation does not provide public authorities with the necessary legal powers to perform their duties at all levels, thereby impairing the chain of command especially in times of crisis, nor does it clearly state the responsibilities of livestock owners and other stakeholders in terms of observing the legislation. There is also very often the belief that a once-and-for-all “Veterinary Law” can be drafted from scratch, thus neglecting the not always inappropriate contributions of previous texts and ignoring the need to retain flexibility and reactivity. These and other deficiencies may hinder the effective delivery of veterinary services.
168. Dr Bouchot concluded by saying that once a proper vision has been developed, in conjunction with the human, material and financial resources needed for the national Veterinary Services to function properly, many countries in the region still needed to pursue their efforts to complete their regulatory framework as a means to increase the authority of each element in the veterinary domain to implement and enforce the overall animal health policies and strategies. In this context, the OIE, in addition to providing its science-based and democratically adopted standards and guidelines, can support its Members, at their own request, through the tools available within the OIE PVS Pathway. The PVS Evaluation is notably able to provide a fairly accurate ‘state of play’ while the PVS Gap Analysis can help countries to identify their national priorities and the associated costs in terms of both financial and human resources. More specifically with regard to legislation, another OIE tool available is the Veterinary Legislation Support Programme (VLSP). While some complementary assistance can be provided by other partners, such as FAO, for instance through technical assessments, the aim of the VLSP is not the delivery of a one-shot final product, but rather to enable the Member to acquire for the long term robust methods of developing legislation that will allow it to be autonomous and reactive over time.

Discussions

169. Dr Catbagan thanked Dr Alexandre Bouchot for the detailed presentation and give the opportunity to the participants to ask questions.
170. A representative from the Veterinary Services of the Islamic Republic of Iran asked for an update regarding the progress made on the implementation of the recommendation made during the first OIE Global Conference on Veterinary Legislation that took place last year.
171. Dr Bouchot, while not being in a position to provide detailed information regarding the implementation of the recommendation, ensured that such recommendation was being implemented by the OIE Headquarters in collaboration with the OIE ad hoc group on Veterinary Legislation.
172. A representative from the P.R. of China asked for clarification regarding the pre-requisites, according to the OIE PVS Pathway, for being able to request a Veterinary Legislation Identification mission.

¹ PVS: Performance of Veterinary Services

173. Dr Bouchot mentioned that it was necessary to first undertake the OIE PVS Evaluation in order to have a global picture of the Veterinary Services before evaluating the veterinary legislation more precisely.

Animal Health Situation in Member Countries of the OIE Regional Commission for Asia, the Far East and Oceania in 2011

(Update 03 November 2011)

174. Dr Catbagan on behalf of the Session Chairperson, Dr Zhang Zhongqiu, Delegate of P.R. China, invited Dr Karim Ben Jebara, Head of the OIE Animal Health Information Department, to present the animal health situation of Members in the region in 2011.
175. This report is based on information contained in the national reports submitted by Member Countries of the OIE Regional Commission for Asia, the Far East and Oceania in preparation for the 27th Conference of the OIE Regional Commission; the data have been completed with official information obtained via the World Animal Health Information System (WAHIS) and with the report on the animal health situation in the first six months of 2011 submitted for the Conference.
176. This report will review the current situation in Asia, the Far East and Oceania regarding livestock populations and veterinary personnel and the recent animal health situation regarding four terrestrial animal diseases, namely foot and mouth disease (FMD), porcine reproductive and respiratory syndrome (PRRS), rabies and highly pathogenic avian influenza (HPAI), and one aquatic animal disease, namely infection with *Xenohaliotis californiensis*.

I. Livestock populations in Asia, the Far East and Oceania

177. The average population by livestock category in Asia, the Far East and Oceania during the period 2005-2010 is given in Table 1. To avoid biases, only countries that have provided data for at least three of the 5 years between 2005 and 2010 have been included in the analysis. When data were missing for one or two years, we used an estimate of the missing information². On this basis, the animal population was calculated using the following numbers of countries for the various categories of livestock: birds, 28 countries; swine, 23 countries; sheep and goats, 29 countries; cattle (bovine and buffalo populations when applicable), 30 countries.
178. The largest category of livestock consisted of birds (average 20,966,745,453 animals), followed by swine (average of 1,234,074,172 animals), sheep and goats (average of 1,189,102,190 animals) and cattle (average of 667,603,208 animals). The main trends in each of these four populations, taking 2005 as the reference year, were as follows: the bird population decreased by 2% in 2006 but from 2007 onwards it increased constantly by up to 13%; swine and sheep and goat populations decreased in 2007 and then increased, but always remained under the production rate achieved in 2005; cattle production decreased by 4.5% between 2007 and 2009, before increasing again in 2010 (Figure 1).

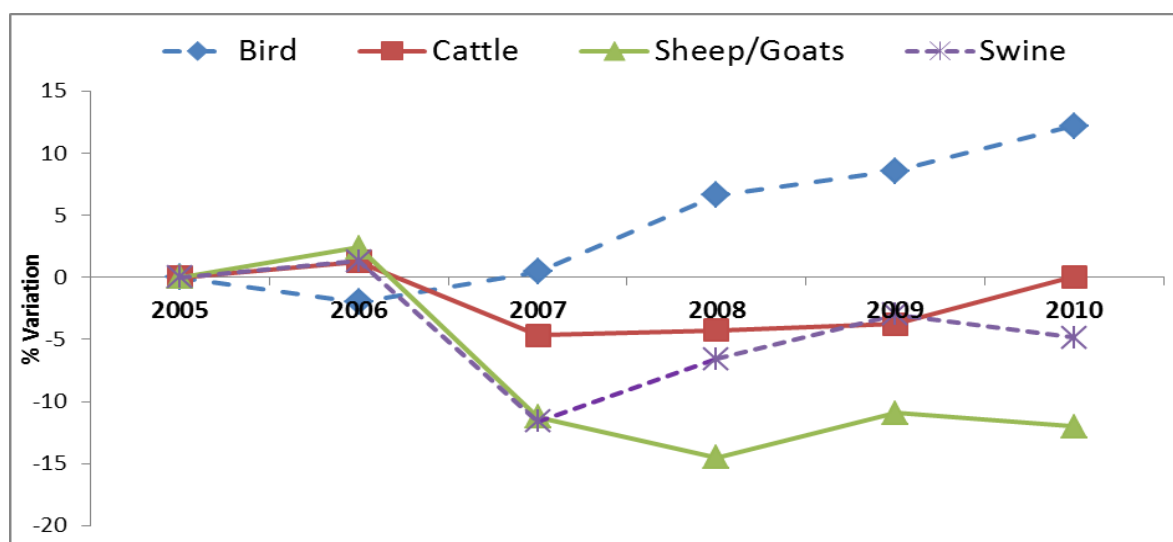
² The estimate was based on the average between the year before and the year after the missing value.

Table 1: Distribution of the animal livestock population in Asia, the Far East and Oceania during the period 2005-2010

	Population 2005	Population 2006	Population 2007	Population 2008	Population 2009	Population 2010	Average
Bird	20,069,458,507	19,669,310,442	20,155,896,742	21,395,912,096	21,785,865,268	22,724,029,663	20,966,745,453
Swine	1,287,112,515	1,304,152,133	1,137,696,411	1,202,246,376	1,248,424,434	1,224,813,166	1,234,074,172
Sheep/Goats	1,288,443,381	1,319,229,634	1,143,395,107	1,101,591,704	1,147,434,952	1,134,518,363	1,189,102,190
Cattle	681,602,988	690,075,244	649,603,331	652,571,473	655,917,853	675,848,361	667,603,208

179. According to the data provided during this period **China (People’s Rep. of)** accounted for 90% and 74% of the total farmed swine and bird population, respectively, in Asia, the Far East and Oceania. Four countries (presented in decreasing order), **China (People’s Rep. of), India, Australia** and **New Zealand**, accounted for around 80% of the sheep and goat population in the region. Three countries, **India, China (People’s Rep. of)** and **Pakistan**, accounted for 76% of the cattle population in the region.

Figure 1: Variation (%) in livestock populations in Asia, the Far East and Oceania since 2005, by category



180. Farmed aquatic animal production in Asia, the Far East and Oceania was reported by 20 countries (57%) during the period 2005–2010, though not on a regular basis. The absence of aquatic animal production figures for 15 countries³ (43%) in the region, added to a lack of updated figures for different countries in the region, limits the possibility of assessing aquatic animal production trends across the entire region. The importance of Members regularly reporting animal production figures, including for aquaculture and fisheries, in their annual reports to the OIE needs to be highlighted.

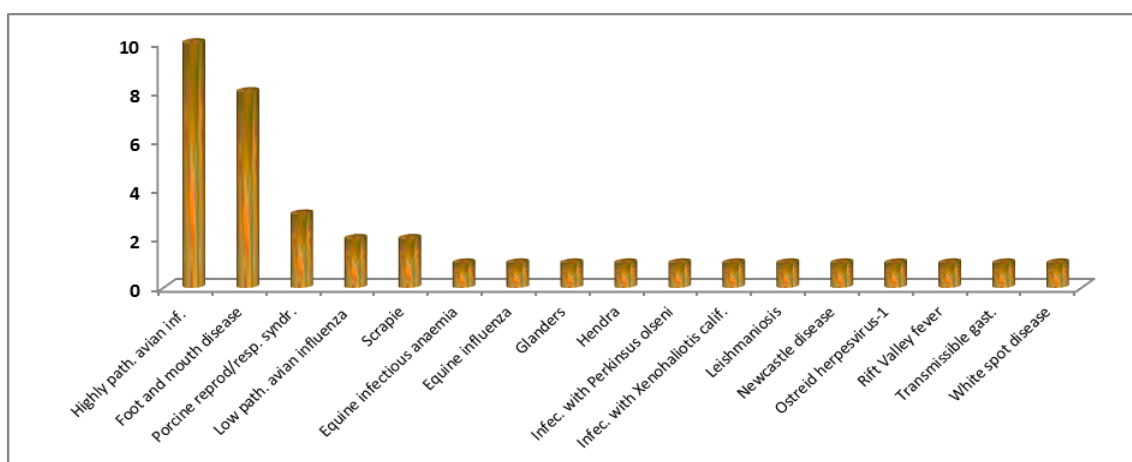
II. Exceptional epidemiological events and diseases

181. Figure 2 gives an overview of the exceptional epidemiological events and diseases notified by Member Countries in Asia, the Far East and Oceania in 2011, with a total of 38 immediate notifications, representing 25% of all immediate notifications notified to the OIE in 2011.

³ Afghanistan, Bangladesh, Cambodia, Japan, Laos, Maldives, Micronesia (Fed. States of), Mongolia, Nepal, Pakistan, Philippines, Sri Lanka, Timor Leste, Vanuatu and Vietnam.

182. The most frequently immediately notified diseases were as follows: highly pathogenic avian influenza, with ten notifications, all notified as re-occurrence; foot and mouth disease (FMD), with eight notifications, all notified as re-occurrence; porcine reproductive/respiratory syndrome, with three notifications, either notified as first occurrence or re-occurrence; scrapie, with two notifications, both notified as re-occurrence; and low pathogenic avian influenza in poultry, with two notifications), both notified as re-occurrence.
183. In 2011, seven Members and one territory notified the first occurrence of a disease (glanders by **Afghanistan**; porcine reproductive/respiratory syndrome by **Mongolia** and **Myanmar**; leishmaniosis by **New Caledonia**, infection with *Perkinsus olseni* by **Vietnam**, infection with *Xenohaliotis californiensis* by **Japan**, white spot disease by **Brunei** and transmissible gastroenteritis by **French Polynesia** (France).

Figure 2: Immediate notifications received from Countries/Territories of Asia, the Far East and Oceania in 2011, by disease



III. Simulation exercises

184. Of the 130 simulation exercises of which the OIE was informed between 2005 and 3 November 2011, 22 (17%) were conducted in Asia, the Far East and Oceania. Nine were on avian influenza, eight on FMD, two on classical swine fever, one on lumpy skin disease, one on all swine diseases and one on emergency animal diseases (Table 2).

Table 2: Simulation exercises conducted in Asia, the Far East and Oceania in 2005–2011, details of which were circulated via the OIE-Info distribution list and published on the OIE website

	Location	Disease	Date
1	Australia	Avian influenza	30 November to 1 December 2005
2	Singapore	Avian influenza	4 October 2006
3	Brunei	Avian influenza	4 April 2006
4	Australia	Avian influenza	11 to 12 November 2008
5	Australia	Classical swine fever	18 to 20 November 2008
6	Australia	Classical swine fever	18 to 20 November 2008
7	Australia	Emergency Animal Diseases	26 October 2010
8	New-Zealand	Foot and mouth disease	March and April 2005
9	Australia	Foot and mouth disease	20 to 22 November 2006
10	Australia	Foot and mouth disease	16 to 19 May 2006
11	Australia	Foot and mouth disease	29 to 30 October 2008
12	Australia	Foot and mouth disease	23 to 27 November 2009
13	Australia	Foot and mouth disease	31 July to 12 November 2009
14	Australia	Foot and mouth disease	14 April 2010
15	Australia	Foot and mouth disease	1 to 3 June 2011
16	Chinese Taipei	Highly pathogenic avian influenza	19 October 2005
17	Singapore	Highly pathogenic avian influenza	17 February 2006
18	Australia	Highly pathogenic avian influenza	20 June 2007
19	Singapore	Highly pathogenic avian influenza	10 January 2008
20	Australia	Highly pathogenic avian influenza	31 August to 1 September, 22 September and 13 October 2010
21	Australia	Lumpy skin disease	16 to 20 April 2007
22	Australia	Swine disease	21 to 22 October 2008

IV. Livestock population and Veterinary Services

185. OIE Members have to report to the OIE, through the WAHIS annual reports, their animal population figures and the number of veterinarians and veterinary para-professionals involved in both private and public activities. This data can then be used to analyse the relationship between the animal populations and the available veterinary personnel by country. In order to avoid a bias inherent in the use of different animal species, the population figures are converted into livestock units (LSU). To obtain the animal population equivalent in LSU, the same conversion coefficient taken into account by WAHIS⁴ is used. Figure 3 shows the distribution of the animal population by LSU in Asia, the Far East and Oceania.
186. The livestock population in Asia, the Far East and Oceania is composed mainly of birds, swine, cattle (bovine and buffaloes), sheep and goats. Thirty-one countries provided information on their bird, swine, cattle and sheep/goat populations in 2010. **China (People's Rep. of)** and **Korea (Dem. People's Rep. of)** did not provide the information in 2010 and therefore their data from previous years have been used. **Micronesia (Fed. States of)** and **Timor Leste** (new Members) did not provide information on their animal populations. Complete data were provided by 33 countries and have been used in this analysis.

⁴ Estimation of LSU: 1 LSU = 250 kg; 1 bird = 1.5 kg; 1 bovine animal = 250 kg; 1 buffalo = 350 kg; 1 sheep = 20 kg; 1 goat = 20 kg; 1 pig = 30 kg.

187. Animal density, expressed as the number of LSU per km², is considered the basic criterion to identify densely populated livestock areas. If a disease is introduced, the risk of its spreading will clearly be higher in densely populated livestock areas, with obvious economic consequences. Since there are several desert areas in the region and some countries with special topography with a very low density of animal populations, it would have been interesting to analyse the density by first administrative division; however, this was not possible as the majority of the Members of the region did not provide livestock data by first administrative division. The animal density map in Figure 4 illustrates the number of LSU per km² for each country.
188. It should be borne in mind that the presence of desert/tundra areas has the effect of decreasing animal densities for the country as a whole.

Figure 3: Distribution of the livestock population by LSU in Asia, the Far East and Oceania in 2010

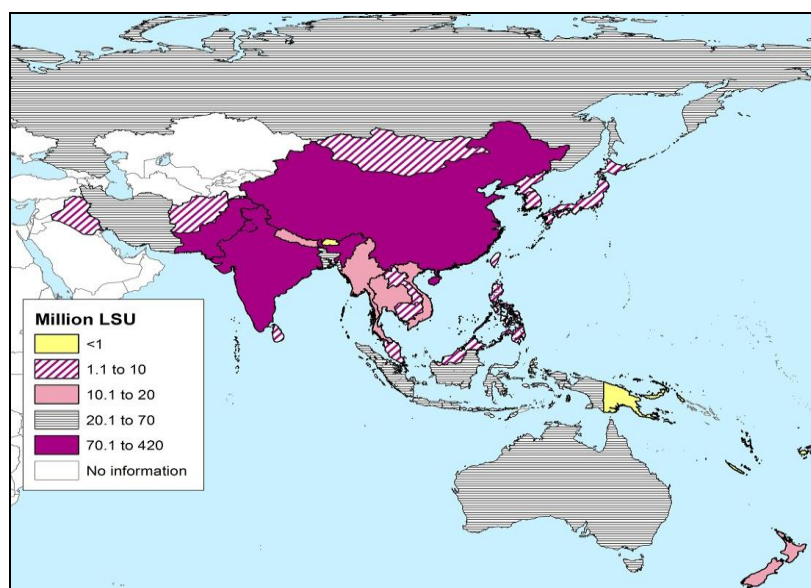
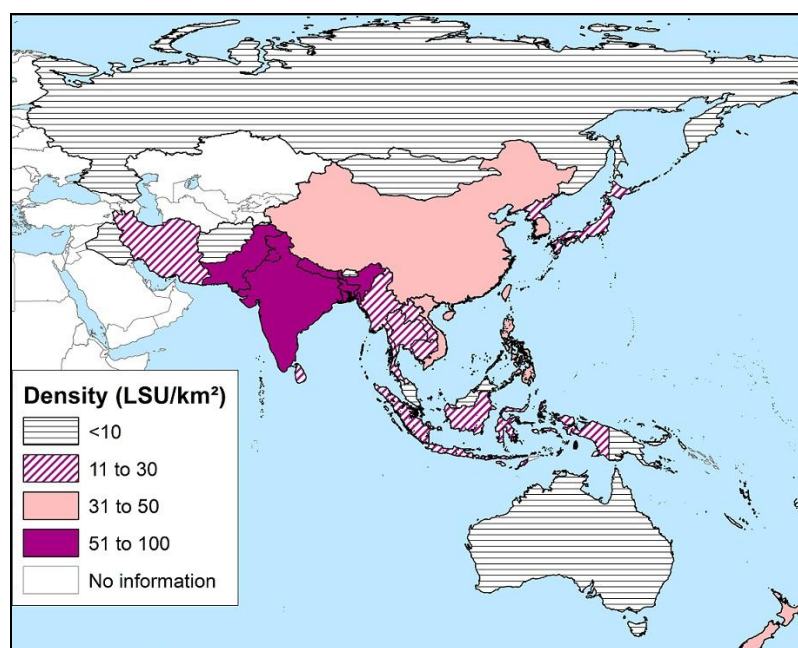
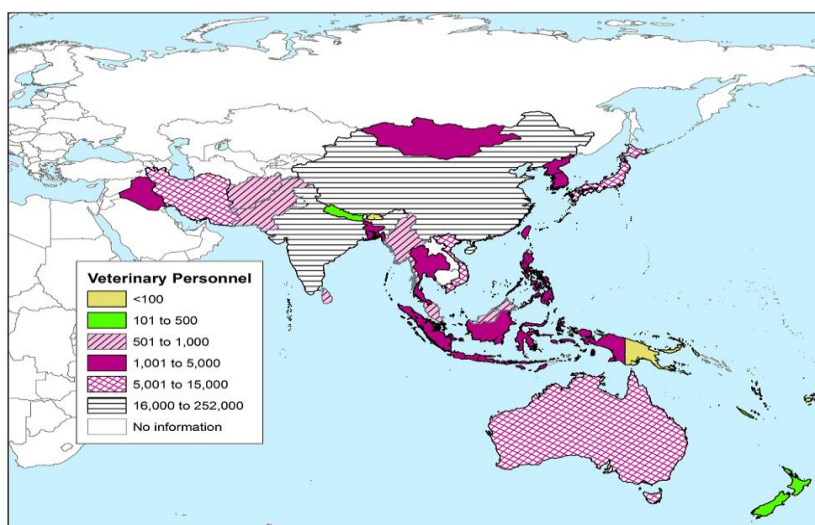


Figure 4: Livestock density in Asia, the Far East and Oceania in 2010



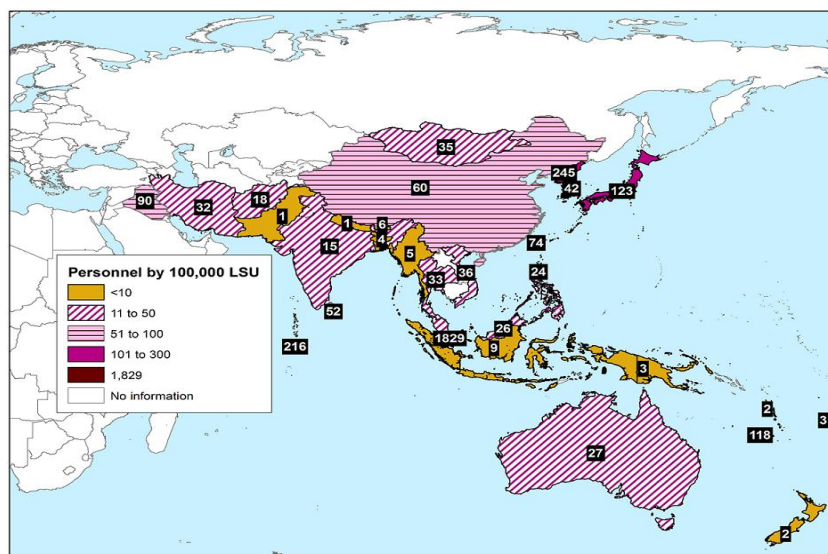
189. The number of veterinarians and veterinary para-professionals involved in animal health activities, public health activities, laboratories, academic institutions, the pharmaceutical industry, etc., were reported to the OIE by Member Countries in the region, although complete data were not provided on regular basis. The data on veterinarians involved in animal and public health activities from the public sector and accredited veterinarians from the private sector working for the public sector were used to obtain an estimate of the number of veterinarians working for the National Veterinary Services.
190. A total of 362,278 veterinarians was reported to be present in Asia, the Far East and Oceania through the annual report for 2010: 210,438 were involved in animal health activities (public sector veterinarians and accredited veterinarians from the private sector) and 152,820 were involved in public health activities (public sector veterinarians and accredited veterinarians from the private sector). Six countries did not provide information on veterinary personnel for 2010. In the case of **Korea (Dem. People's Rep. of)**, the latest information relates to 2007 (3,326 veterinarians). For the remaining countries, **Cambodia, Laos, Micronesia (Fed. States of), Russia** and **Timor Leste**, no information was available on veterinary personnel.
191. The number of veterinarians working in the animal and public health sectors in individual countries in the region varied from 2 to 251,100 (median: 1,056). Figure 5 shows the distribution of veterinary personnel in Asia, the Far East and Oceania in 2010.

Figure 5: Distribution of veterinary personnel in Asia, the Far East and Oceania in 2010



192. If we link the animal population figures (using LSU) with the number of veterinarians involved in the animal health and public health sectors per country, we obtain the map shown in Figure 6.

Figure 6: Distribution of veterinary personnel by LSU, in Asia, the Far East and Oceania in 2010

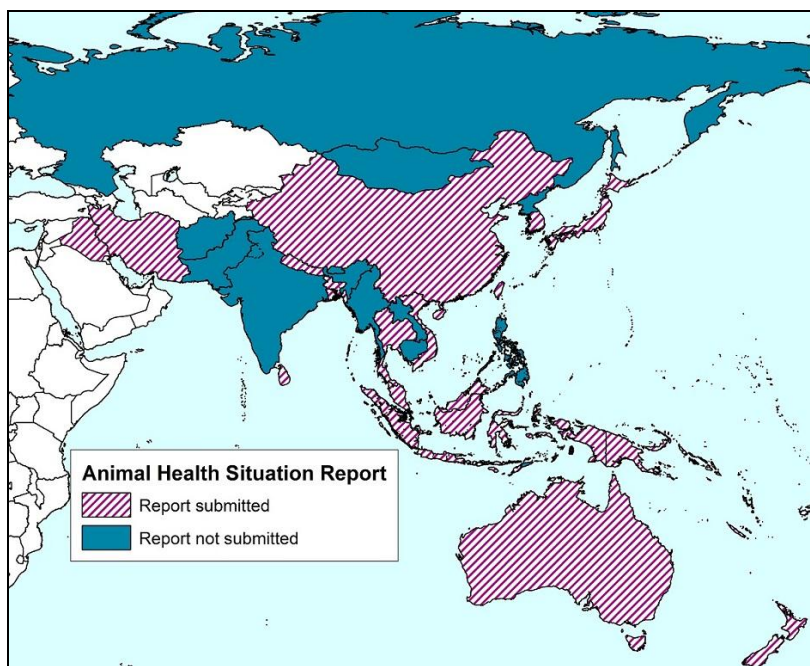


193. The workforce of the Veterinary Authority in relation to the animal population is a parameter to take into consideration when assessing the workload of the public service. One factor that could not be incorporated into this analysis is the number of establishments for animal production, mainly because few countries provided such information and because of the nature of livestock production, which is mainly extensive in several countries of the region.

V. Reports

194. In preparation for the Conference, the OIE requested Members of the Commission to submit a report on their animal health situation in the first six months of 2011 along with data on the Veterinary Services and contingency plans. The following 20 Members, out of 35, submitted the report: **Australia, Bangladesh, Brunei, China (People's Rep. of), Chinese Taipei, Fiji, Indonesia, Iran, Iraq, Japan, Korea (Rep. Of), Malaysia, Nepal, New Caledonia, New Zealand, Papua New Guinea, Singapore, Sri Lanka, Thailand and Vietnam** (see Figure 7).

Figure 7: Animal Health Situation Reports submitted for the OIE Regional Conference by Members of the Regional Commission



195. The Regional Commission for Asia, the Far East and Oceania has 35 Members of which 91% (32 countries) have regularly submitted their six-monthly and annual reports and 19% (3 countries) have submitted information on an irregular basis.
196. Out of the 26 six-monthly reports submitted for the first semester of 2011, 100% of the countries submitted the information directly via the WAHIS interface and not by paper version, 81% of the countries (21 countries) submitted information on both terrestrial and aquatic animals, and 19% (5 countries) provided only information on terrestrial animals. Figures 8 and 9 summarise the situation related to the submission of the first six-monthly report for 2011 by countries in the region.

Figure 8: First six-monthly report for 2011, by type of submission and type of information (aquatic and/or terrestrial) in the northern and central parts of the region

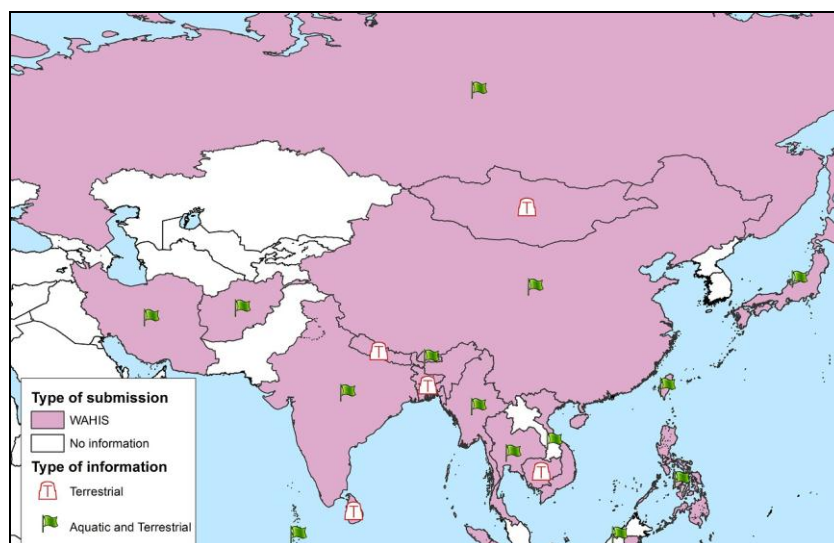
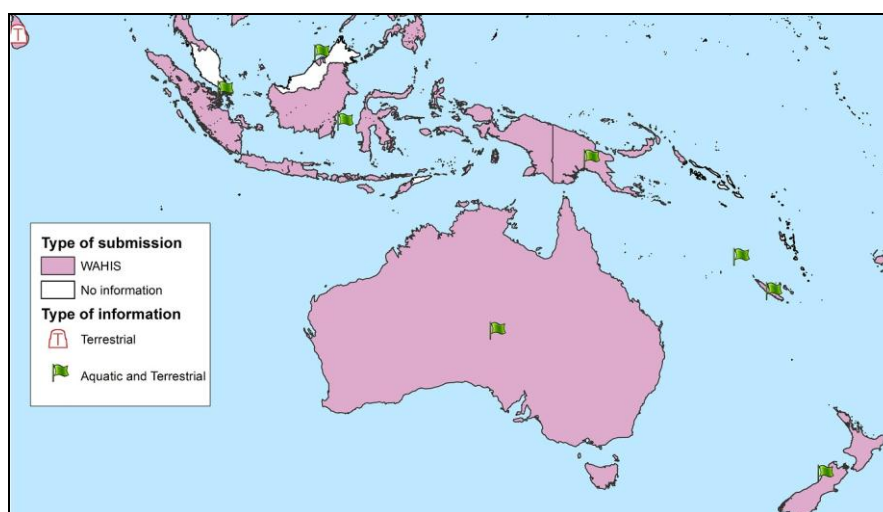


Figure 9: First six-monthly report for 2011, by type of submission and type of information (aquatic and/or terrestrial) in the central and southern parts of the region



197. In Asia, the Far East and Oceania there is clearly room for improvement in the number of countries reporting regularly and in a timely manner to the OIE via WAHIS. There is also a need to improve the information available on aquatic animal diseases, especially in those countries that have developed aquaculture.

SITUATION REGARDING SELECTED OIE-LISTED DISEASES

Foot and mouth disease

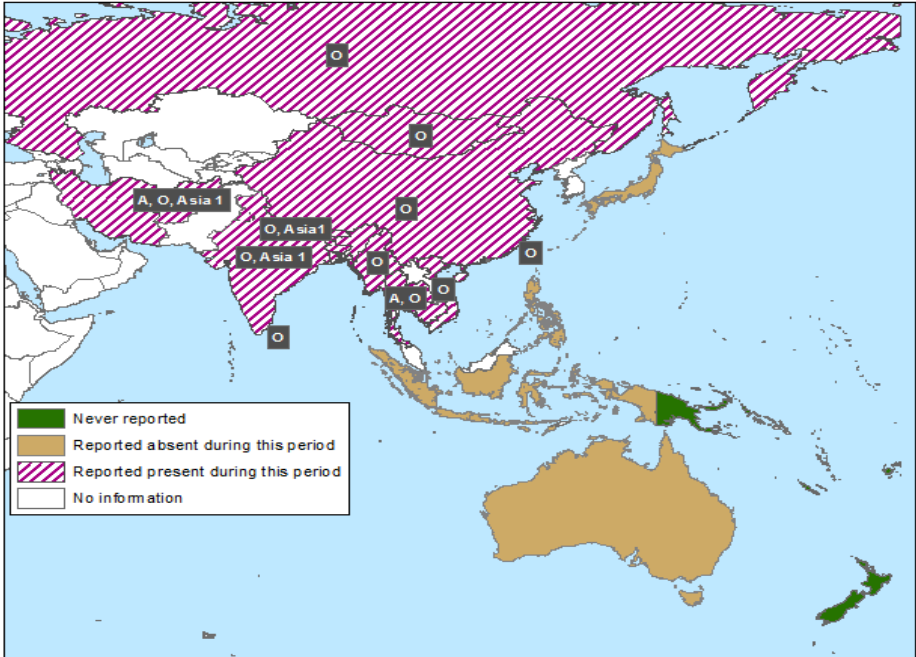
Foot and mouth disease distribution in Asia, the Far East and Oceania

198. There are seven immunologically distinct serotypes of FMD virus, namely A, O, C, SAT 1, SAT 2, SAT 3, and Asia 1; three of which (A, O, Asia 1) were reported in Asia and the Far East in 2011.
199. In January 2010, the **Republic of Korea** reported the reoccurrence of FMD due to serotype A (the previous occurrence was in 2002). Two additional events related to FMD due to serotype O started in April 2010, composed of eight outbreaks in Gyeonggi-Do and Incheon Metropolitan City and five outbreaks in Chungcheongnam-Do. All these FMD outbreaks were resolved within two months without resorting to vaccination. FMD due to serotype O reoccurred in November 2010 and 155 outbreaks have been reported to date. A total of 331,135 animals (cattle, goats and swine) have been culled. At the beginning of the FMD epizootic, the **Republic of Korea** applied stamping out and later on, from 25 December 2010, emergency vaccination was started in selected areas. Cattle and pigs in affected farms and within 500 m of affected farms in the unvaccinated area have been culled and buried as a preventive measure; in the vaccinated area, the only animals culled were pigs and cattle in affected farms.
200. In February 2010, **China (People's Rep. of)** reported the reoccurrence of FMD due to serotype O in Guangdong province; all susceptible animals were destroyed. In the first semester 2011, four new outbreaks were reported, with 424 cases (cattle and pigs); 4,780 animals have been destroyed. In November 2011, vaccination started in Ningxia province in response to the outbreak.

201. **Mongolia** reported the reoccurrence of FMD with six outbreaks that occurred in the eastern part of the country due to serotype O in August 2010. Cattle, camelidae, sheep and goats were involved in the outbreaks, as well as wild Mongolian gazelles (*Procapra gutturosa*). A total of 6,562,671 domestic animals were vaccinated and 25,914 livestock were culled. The Mongolian gazelles may have played a role in the spread of the disease. The Government of **Mongolia** fully controlled movement of animals and animal products in the country and implemented quarantine, screening, modified stamping out and vaccination in response to the outbreaks.
202. The first occurrence of FMD due to serotype A in **Myanmar** was reported in September 2010, with an outbreak in Rakhine State, near the border with **Bangladesh**; 350 cattle were affected. The outbreak was controlled in February 2011 using vaccination in response to the outbreak, treatment of affected animals and movement control.
203. **Korea (Dem. People's Rep. of)** reported the reoccurrence of FMD due to serotype O in December 2010, with 139 reported outbreaks, involving cattle, goats and swine. Vaccination was applied with a locally developed vaccine but has not proved effective in controlling the disease. No follow-up reports have been provided to report on the development of the situation.
204. In 2009 and 2010, the Central Veterinary Services of **Iraq** carried out a national survey for FMD in all parts of the country. In 2011, a total of 362 outbreaks were reported, with 22,537 cases and 1,225 deaths, involving sheep, cattle and buffaloes. The vaccination programme involved 1,532,390 bovines.
205. In March 2011, **Russia** notified an outbreak caused by serotype O in the village of Us't-Imalka, located 18 km from the border with **Mongolia**, in the buffer anti-FMD zone. In this zone, the Russian Veterinary Authorities vaccinated cattle, sheep and goats using a trivalent vaccine against serotypes O, A and Asia 1. A total of 184 cases involving cattle and pigs were reported. The outbreak was controlled in May 2011 using vaccination, quarantine, zoning and movement control of susceptible animals.
206. In **Sri Lanka**, FMD outbreaks appeared in six 'veterinary ranges' in Eastern, North Western, North Central and Northern Provinces during the period under review. The outbreaks were due to serotype O and were noticed during the months of February and June, with 393 cases being recorded in cattle and buffalo populations. The first outbreak was observed in Northern Province (Mullaitivu) in February 2011 and spread to five other provinces, namely Batticaloa, Polonnaruwa, Puttalam, Ampara (in the centre of the country) and Vavuniya (in the north of the country), by the end of June 2011. FMD was promptly controlled by isolation and quarantine supported by ring vaccination (14,917 cattle were vaccinated) around the outbreaks.
207. In 2011, a specific project has been initiated to improve **New Zealand's** readiness to respond to an exotic disease incursion. A review of the Biosecurity Response Plan has been initiated and is planned to take place over 2 years. It focuses on FMD and covers several key priority areas: 3D (Destruction, Disposal and Disinfection), risk management of milk collection, use of vaccines in an outbreak, and confirmatory diagnostic testing.
208. **Vietnam** approved a national programme on FMD control for the period 2011 – 2015, with a vaccination policy in control and buffer zones with a monovalent type O vaccine. The other measures are disease surveillance, destruction of infected animals and burying of dead animals, movement control, organisation of awareness campaigns, training workshops and international cooperation. In the first half of 2011, 444 new outbreaks were reported, with 18,953 cases observed in bovine animals, buffaloes and swine; 354,000 cattle were vaccinated.

209. After several years of absence, **Chinese Taipei** reported several FMD outbreaks at the beginning of February 2009 (the previous occurrence was in 2001). Based on the blanket vaccination policy and the results of active surveillance, FMD has been well controlled. Between January and June 2011, there were six outbreaks due serotype O affecting pigs. The control measures applied in response to these outbreaks included quarantine, movement control, screening, zoning, strategic vaccination and disinfection of infected establishments. In November 2011, during routine active FMD serological surveillance, NSP antibodies were detected in a pig farm without clinical signs. The national laboratory, the Animal Health Research Institute, confirmed the results as positive with NSP antibody, whereas the results of virus isolation and RT-PCR were all negative. Serotype O was identified. Monitoring and epidemiological investigation of the index farm and surrounding farms keeping cloven-hoofed animals (a total of 71 pig farms, and 2 goat farms within a 3-km radius of the index farm) have been done and no clinical or epidemiological evidence of infection has been found.
210. **Thailand** has conducted active surveillance and monitoring programmes on FMD. Between January and June 2011, 31 outbreaks due to serotypes A and O were reported in the country. When a notifiable disease occurs, owners whose animals are destroyed are provided with compensation of 75% of the animals' market value. In Nepal, FMD continued to be a major transboundary disease problem in large ruminants. During the first half of 2011, a total of 48 outbreaks (2,529 cases and 22,964 animals vaccinated) were reported throughout the country, with the majority of outbreaks concentrated in the Hills and Terai districts. FMD virus serotypes O and Asia 1 were responsible for epidemic outbreaks of the disease. All outbreaks were associated with the uncontrolled movement of animals inside the country and across international borders. For FMD control purposes, ring vaccination around outbreaks areas and movement control were applied as far as practicable.
211. Figure 10 shows the distribution of FMD occurrence in 2011 by serotype, based on the information provided by 26 countries. A total of 2,622 outbreaks have been notified in Asia and the Far East in 2011.

Figure 10: FMD distribution in Asia, the Far East and Oceania by serotype in 2011



- **OIE-recognised FMD free statuses**

212. According to Resolution No. 14, adopted by the World Assembly of Delegates of the OIE at the 79th General Session in May 2011, and in accordance with the provisions of Chapter 8.5., of the Terrestrial Animal Health Code, the list of Members in Asia, the Far East and Oceania having an official OIE-recognised FMD status is as shown in Table 3.

Table 3: OIE Members in the region with an OIE-recognised FMD free status (as of May 2011)

FMD-free country/territory where vaccination is not practised	FMD-free zone where vaccination is not practised
Australia	Malaysia ⁵
Indonesia	Philippines ⁶
Japan	
New Caledonia	
New Zealand	
Singapore	
Vanuatu	

213. The Agri-Food and Veterinary Authority of Singapore, AVA, in **Singapore** and the Jilin City government of **China (People’s Rep. of)** signed a Technical Agreement to establish an FMD disease free zone (DFZ) in Jilin City. This was an important pre-requisite for a successful Food Zone for future pork and pork products to be exported to Singapore. This partnership is aimed at providing investments into Jilin City, while securing the food supply for Singapore in the long term. When ready, it will be evaluated in accordance with OIE guidelines with a view to OIE recognition as an FMD disease free zone.

214. A stringent policy on importation of live FMD-susceptible animals into the country has been practised in **Brunei**. Thorough monitoring and surveillance have been actively carried out by veterinary officials at every entry point. This is intended to safeguard the country from the introduction of the disease by any affected animals. A total of 450 serum samples were collected from FMD susceptible animal populations during the first semester 2011 and all tested negative to NSP by Ab-ELISA.

215. Subsequent to the suspension of its FMD free status on 20 April 2010 following the reoccurrence of FMD in Miyazaki prefecture, **Japan** recovered its “FMD free country without vaccination” status on 4 February 2011. The FMD events due to serotype O involved 292 outbreaks and more than 290,000 animals were destroyed. This was the first occurrence of FMD in **Japan** since 2000. The event was successfully contained in Miyazaki prefecture by stamping out, emergency vaccination and movement control. On 4 February 2011, **Japan** declared it had successfully eradicated FMD thanks to the unrelenting efforts of the Veterinary Service of Miyazaki Prefecture with the support of the whole nation on the initiative of the central government. A total of about 44,200 persons including Self-Defence Force personnel from all over the country were mobilised by the prefecture to be involved in FMD control. Of these, 7,977 were veterinarians. The last case was destroyed on 5 July 2010. There have been no new outbreaks of FMD in **Japan** since then.

⁵ Zone covering the provinces of Sabah and Sarawak as designated by the Delegate of Malaysia.

⁶ One zone consisting of the Mindanao Islands and one zone consisting of the Islands of Visayas and the provinces of Palawan and Masbate, as designated by the Delegate of the Philippines; three separate zones that cover the whole Island of Luzon, as designated by the Delegate of the Philippines and this represents the whole country.

216. The South-East Asia and China Foot and Mouth Disease Campaign (SEACFMD) involves the coordinated control of FMD by eight countries in the region: **Cambodia, Indonesia, Laos, Malaysia, Myanmar, Philippines, Thailand, Vietnam** and most recently **China (People's Rep. of)**. The campaign is coordinated through an OIE Regional Coordination Unit in Bangkok. The objective is to achieve FMD freedom with vaccination for South-East Asia by the year 2020. The strategy consists of applying progressive zoning, surveillance, emergency planning, vaccine supply, diagnostic capacity, traceability and training. It also implies community awareness to control and eradicate FMD in the region through working with national animal health authorities on strengthening FMD control, collaborating with other international agencies involved in animal health activities and cooperation with neighbouring countries. The Expansion phase 4 (2011-2015) will aim to expand the control and eradication zones, either through expansion of areas contiguous to the existing zones or setting up of separate control zones.

- **Conclusions**

217. The persistence of three FMD serotypes (A, O, Asia 1) in Asia and the Far East throughout large portions of the region indicates the need to maintain efforts to control the disease. Cross-border movements of animals and animal products contribute to the spread of FMD serotypes. Each eradication plan needs to be tailored to national needs and the capacity to control the disease. Besides the procedure for OIE official recognition of FMD status (FMD-free with or without vaccination), there is the newly launched FAO/OIE Progressive FMD Control Pathway. This roadmap can be used by OIE Members not yet ready to achieve official recognition status, to make progress with controlling the disease through their application to the OIE for the official recognition of their national control programme. By following the different steps, countries may eventually, in the medium or long term, achieve an officially recognised FMD free status.

Rabies

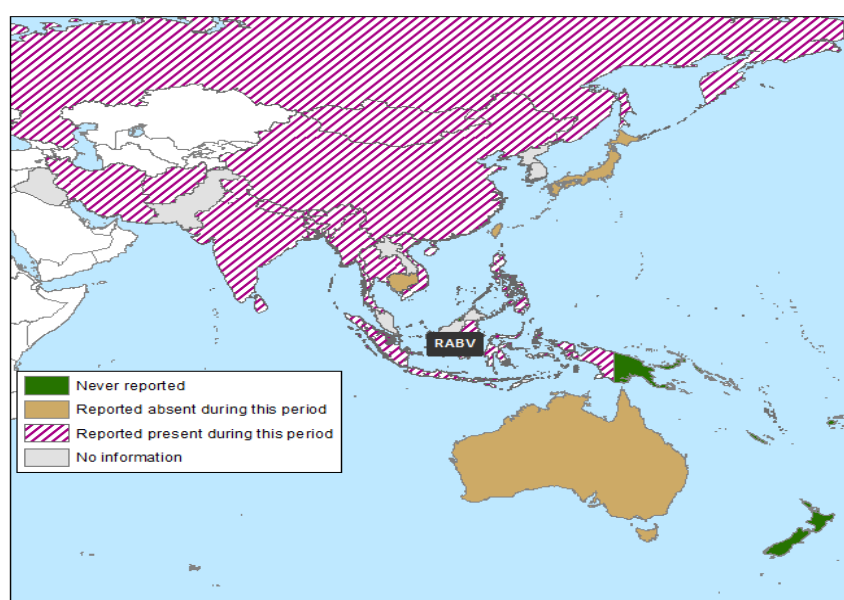
218. Rabies is a major zoonosis caused by a neurotropic virus of the genus *Lyssavirus* of the family *Rhabdoviridae*. It is contagious for all mammals, including humans, and is present on all continents. Although some countries have successfully implemented control measures and managed to eliminate the disease, rabies remains endemic in many countries, including in wild animal hosts. There are two epidemiological types of rabies: urban (involving dog populations) and sylvatic (involving vampire bats or wild canidae).

219. In **Indonesia**, rabies is regularly reported on the main islands whereas some other islands are free from the disease. The rabies event in Bali in 2008 was notified as the first occurrence on the island. From the beginning of the event in November 2008 up to March 2011, 109 canine cases were reported on the island and 70,371 dogs and 916 cats were vaccinated. The disease is now considered to be endemic in Bali. With the objective of achieving a free status of clinical disease by the end of 2012, vaccination has been conducted twice during 2010 and 2011, with 70% of vaccination coverage of the dog population, using a vaccine in compliance with OIE standards. In 2010, the Veterinary Services notified the first occurrence of rabies in Nias Island (in Sumatera Utara), where the disease had never previously been reported; five cases were identified in dogs and 45,000 dogs were vaccinated in response to the outbreak.

220. Rabies was eradicated from **Chinese Taipei** in 1961. The brain tissues of euthanised stray dogs and suspicious dogs have been collected for rabies detection since 1997 and no rabies virus has been detected in **Chinese Taipei**. Vaccination against rabies is continuing.

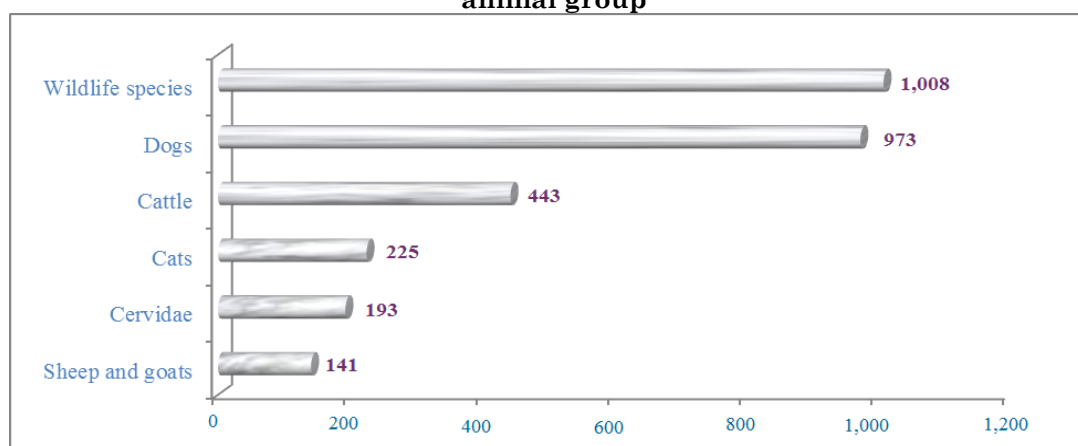
221. Vietnam has approved a national programme on rabies control and prevention that covers the period 2011 to 2015. It consists of two phases, the first based on communication, vaccination and management of dogs (2010-2012) and the second based on the management of dog populations, vaccination and surveillance (2013-2015).
222. Thailand has a control and eradication programme with the objective of eradicating the disease by 2020. During the first half of 2011, 36 new outbreaks were reported, 31 of which were in dogs.
223. During the first half of 2011, according to the six-monthly reports sent by 26 countries, the disease was absent in 11 countries: **Australia, Brunei, Cambodia, Chinese Taipei, Fiji, Japan, Maldives, New Caledonia, New Zealand, Papua New Guinea and Singapore**. Of the 15 countries that have declared that the disease is present, two of them (**Bangladesh and Vietnam**) have not given quantitative data. Only **Indonesia** serotyped the virus (RABV). Nine out of the 15 countries where the disease was present declared that they had no information for wildlife species. Figure 11 shows the distribution of rabies in Asia and the Far East by serotype in 2011.

Figure 11: Rabies distribution in Asia and the Far East by serotype, where provided during 2011



224. The animal groups with the highest number of reported cases in 2011 in the 24 countries that provided quantitative information were wildlife species (1008 cases) followed by dogs (973 cases) and cattle (443 cases). It is important to note that **Russia** alone notified 973 cases in wild species (97% of the total number of reported cases in wildlife species) (Figure 12).

Figure 12: Number of rabies cases in Asia, the Far East and Oceania notified in 2011, by animal group



225. Between 2005 and 2010, 17 countries in Asia and the Far East reported rabies in humans and 16 countries (94%) submitted quantitative data. **Bangladesh**, which reported the zoonosis in 2010, did not provide quantitative information. The total number of human cases in the period 2005-2010 was 23,721.
226. According to the last Global Conference on rabies control, held in September 2011, India has an estimated household dog population of 28 million and a stray dog population of 25 million. Rabies is not a notifiable disease in India, which is consistent with the notifications reported to the OIE in humans and animals (see Table 4). The unreported cases are much higher, out of which only 3 million received post-exposure vaccination, leaving apparently 14 million bite victims having to depend on luck for survival. The frequency of bites is estimated to be one bite every 2 seconds. There are current projects on rabies control sponsored by various non-governmental organisations (NGOs). These projects are mainly aimed at improving education about this high risk zoonosis, mass vaccination of dogs and animal birth control programmes for street dogs in urban areas.
227. At the same Conference, **China (People's Rep. of)** reported that dogs in rural areas, not pet dogs, contribute to 95% of human cases. The official dog population in the country is 80 million. There are many problems with the disease in the country, such as: a very low awareness of reporting animal rabies; the majority of suspected cases in dogs are not reported or submitted to laboratory diagnosis; dead animals (dogs, other carnivores, bats) are not collected or submitted to laboratory testing. The Veterinary Services have initiated a long-term (2011-2020) animal rabies control programme, which aims to significantly reduce the incidence of human rabies by the implementation of a comprehensive rabies control strategy at the animal source. The main goal of this plan is to achieve vaccination coverage in over 70% of the dog population.
228. Some countries show a disparity between the number of reported human cases and the situation in animals. Table 4 shows only the inconsistency detected in the cumulated frequency of the human cases reported in some countries in the annual report, during the period 2005-2010, and the animal cases that were reported the same year in the country. This suggests that improvements need to be made for the collection of data at national level and for a common understanding of the definition of a case (e.g. non-confirmed cases due to suspicion linked with bites by unidentified animals should not be counted as positive cases).

Table 4: Human and animal cases of rabies reported to the OIE between 2006 and 2010, by country

	2005		2006		2007		2008		2009		2010	
	HC	AC	HC	AC	HC	AC	HC	AC	HC	AC	HC	AC
Afghanistan					2974	(...)	(+..)	(...)			1389	33
China (People's Rep. of)	2537	337	3279	378	3300	138	2466	42	2213	192	2048	80
India	(+..)	82	(+..)	43	+..	301	221	98				
Iraq					10	(+..)					5	2
Myanmar	(+..)	8	(+..)	2	(...)	9	35	1	38	6	38	9
Nepal	30	(...)										
Vietnam	(+..)	15	(+..)	1	525	343	126	14	125	96		

(+..): Disease present without quantitative information

HC= Human cases

(...): Without information

AC= Animal cases

229. On a global level, the OIE, WHO and FAO have published a concept note on the sharing of responsibilities and coordinating their activities to address health risks at the animal–human–ecosystem interfaces. These institutions continue to encourage governments to update their legislation to comply with relevant standards for efficient rabies prevention and a ‘One Health’ approach to disease control. The OIE has adopted and continually updates international standards related to rabies prevention and control. At the same time, the regular training of OIE National Focal Points for Animal Disease Notification and for Wildlife has increased their knowledge of and reporting on the rabies situation in their respective countries. Lastly, the OIE is promoting and implementing the concept of regional vaccine banks for dog vaccination.

Conclusions

230. Rabies continues to be a major zoonotic disease in Asia and the Far East, with an almost 100% case fatality rate in humans untreated in time and animals, causes a significant social and economic burden in many countries. The OIE, WHO and FAO should consider rabies as a priority and should encourage international solidarity and donor support for countries in need of funding to initiate and sustain education, exchange of information and control programmes for rabies in dog populations. The control strategies should be continuously reviewed and adapted taking into account, for example, dog population density, population turnover and accessibility. An increasing number of NGOs are supporting rabies control at the animal source and rabies awareness campaigns.

231. The absence of virus serotyping undermines the quality of the molecular epidemiological information that can be counted on. As far as dog population monitoring and control for rabies is concerned, several Member Countries reported the existence of feral dog populations as one of the problems in controlling this zoonosis. The main reservoir of rabies in affected countries of the region is the dog, responsible for fatal rabies cases in humans. The control and elimination of rabies in dogs mainly through vaccination remains the only cost-effective way to sustainably protect humans from contracting the disease.

232. Last but not least, the quality of information needs to be improved. There is a great disparity between the number of reported human cases and information on the rabies situation in animals and this problem need to be urgently addressed by the affected countries in the region. Improvements have to be made for data collection at national level and for the harmonisation of case definitions.

Highly pathogenic avian influenza

- **Background information**

233. The first recorded occurrence of highly pathogenic avian influenza (HPAI) (H5N1) was identified in a poultry farm in the **People's Republic of China** (Hong Kong Special Administrative Region [SAR-PRC]), in 1997. In late 2003 and in 2004, HPAI due to serotype H5N1 was restricted to south-East Asia, but in 2005 it spread to Central Asia, Russia and Eastern Europe. In the Asia, the Far East and Oceania region, 10 countries/territories notified the OIE of the presence of the disease in 2004. This number increased to 18 countries/territories affected by the disease in 2006, which marked the peak of the epidemics. The number of countries that reported the presence of the disease to the OIE then slowly decreased up to 2010, when 13 countries were still affected by HPAI (H5N1). However, 14 countries/territories of Asia, the Far East and Oceania did not notify the disease between 2004 and 2011. These countries/territories were mainly those of Oceania or islands in South Asia. The evolution of the number of countries/territories that notified the OIE of the presence of HPAI (H5N1) between 2004 and 2011 is summarised in Table 5.

Table 5: Evolution of the number of countries/territories in the region that notified the presence or absence of HPAI H5N1 to the OIE between 2004 and 2010

COUNTRY	Reported present			Reported absent during this period or never reported			
	2004	2005	2006	2007	2008	2009	2010
Cambodia							
Hong Kong							
Indonesia							
Vietnam							
China (People's Rep. of)							
Laos							
Thailand							
Japan							
Korea (Rep. of)							
Malaysia							
Russia							
Mongolia							
India							
Myanmar							
Iran							
Afghanistan							
Pakistan							
Iraq							
Korea (Dem. People's Rep. of)							
Bangladesh							
Nepal							
Bhutan							
Australia							
Brunei							
Chinese Taipei							
Fiji							
Maldives							
Micronesia (Fed. States of)							
New Caledonia							
New Zealand							
Papua New Guinea							
Philippines							
Singapore							
Sri Lanka							
Timor Leste							
Vanuatu							
Number of countries/territories from the region that reported the presence of HPAI (H5N1) to OIE	10	10	18	17	15	14	15

- **HPAI due to serotype H5N1 distribution in 2011**

234. In 2011, 10 countries and one territory have notified the disease to date: **Bangladesh, Cambodia, Hong Kong (SAR-PRC), India, Indonesia, Iran, Japan, Korea (Rep. of), Mongolia, Myanmar and Vietnam.**
235. Fifty-eight outbreaks, including 39,649 cases in domestic birds and 22 cases in wild birds, were reported by **Korea (Rep. of)** between November 2010 and May 2011. In response, disease control measures, including depopulation and disinfection, were conducted in 354 poultry farms consisting of 53 HPAI infected farms, 267 farms located within 500 m (in some cases 3 km) of the infected premises and 34 epidemiologically relevant farms. In addition, surveillance tests were conducted in 1,629 farms, 96 wet markets and 51 places where wild birds and excrement were collected: no HPAI (H5N1) virus was found during the 3-month period (23 May 2011 to 23 August 2011) after the disease control measures had been implemented in the last infected area. The **Republic of Korea** consequently declared it had regained its highly pathogenic notifiable avian influenza free country status in accordance with Chapter 10.4.4 of the OIE Terrestrial Animal Health Code, with effect from 23 August 2011.
236. **Cambodia** reported an outbreak in January 2011 in the South, involving 48 cases in domestic birds. In July 2011 another outbreak was reported in a rescue centre that provided feed to wild birds to prevent undernourishment. The origin of these birds was reported to be unclear but that they possibly came from Tonle Sap River. The outbreak involved 29 cases in wild birds. Two other outbreaks were then reported in July 2011 in domestic birds, in Banteay Meanchey region in the west of the country. To date, there have been 256 cases and 560 birds have been destroyed. The control measures applied were stamping out, movement control inside the country and disinfection of infected establishments.
237. In January 2011, **Myanmar** reported one outbreak in 3-month-old layer chickens. A total of 10 outbreaks were reported between January and April 2011, involving 56, 237 cases out of a susceptible population of 62,766 in Rakhine State and Sagaing. The outbreaks were brought under control using stamping out, quarantine, movement control, zoning, and disinfection of infected establishments.
238. In January 2011, **Hong Kong (SAR - PRC)** reported a reoccurrence of the disease in Lantau Island and Yuen Long. H5N1-infected wild birds were detected during a routine surveillance programme on wild birds. No spread of disease was evident. A total of eight cases in wild species and birds (carcasses) were detected. An intensive surveillance system is in place for all poultry farms, poultry markets, pet bird shops, park birds and wild birds in Hong Kong. Since the last reported case, dated 1 March 2011, no more HPAI cases have been detected.
239. In February 2011, **India** reported two outbreaks with a total of 2,578 cases in Tripura region. Two more outbreaks were reported in September 2011, in Assam and West Bengal, involving 3,721 cases and 17,694 dead and destroyed domestic birds were reported. In all cases, stamping out of all domestic poultry was applied in an approximately 3-km-radius zone around the outbreaks followed by compensation to the owners. An intensive surveillance campaign has been launched in a 10-km-radius zone, including closure of poultry markets and prohibition on the sale and transportation of poultry products in the infected zone and disinfection of premises after culling and sealing of premises where appropriate.
240. **Bangladesh** reported 161 outbreaks in the first semester of 2011, including 93,931 cases. The disease has been present in the country since February 2007. Control measures applied in the country include stamping out, movement control inside the country and disinfection of infected establishments.

241. Even though **Indonesia** had declared HPAI endemic in the country in September 2006, the country reported a reoccurrence of the disease in March 2011 as it constituted the first reoccurrence of the disease in Gorontalo province since June 2007. The disease spread to 4 districts of Gorontalo province: Gorontalo, Gorontalo municipality, Boalemo and Bone Bolango. Eighteen outbreaks, with 710 cases, 817 deaths and 4119 destroyed were reported. Stamping out was the main control measure for HPAI in the area. Movement control of poultry has been implemented, especially through the use of check points.
242. In April 2011, **Mongolia** notified, as a reoccurrence of a listed disease, an outbreak of HPAI (H5N1) in Sukhbaatar region involving three whooper swans (*Cygnus cygnus*). The event was resolved in May 2011.
243. In **Iran**, three outbreaks including 1,785 cases in birds were notified in October 2011, in Mazandaran, in the northern part of the country. The previous outbreak was reported in 2008. Passive and active surveillance are on-going. Control measures include control of wildlife reservoirs, stamping out, quarantine, movement control and disinfection of infected establishments.
244. In **Japan**, 25 outbreaks were reported in 2,146 domestic birds and one in tundra swan (*Cygnus columbianus*), between November 2010 and March 2011 in 10 prefectures. The previous occurrence was in April 2009. Forty-six outbreaks were reported between December 2010 and March 2011 in 17 prefectures, involving 65 wild birds. The source of infection was assumed to be migratory birds from the north, such as Siberia. Japan declared itself free from notifiable avian influenza with effect from 25 June 2011, in accordance with the provisions of the OIE Terrestrial Animal Health Code. HPAI virus has not been isolated, even from wild birds, since 9 May 2011.
245. In **Vietnam**, 26 outbreaks with 23,967 cases were reported in the first semester of 2011. The outbreaks were identified in unvaccinated flocks and particularly in ducks. Clade 1 virus was significantly detected in the south of **Vietnam**, and clade 2.3.2 resistant to Re-5 vaccine was detected in the north and the central area of Vietnam. Vaccine against H5N1 was used in the south (clade 1 detected) but was not used in the north of **Vietnam** (Re-5 vaccine is not covering clade 2.3.2). Clade 2.3.2.1 is considered to be a genetic mutation taking place as part of the natural evolution of the virus and any emergence of a new strain reinforces the need for sustained monitoring of viruses in animal populations. OIE Reference Laboratories and other partner laboratories are actively involved in on-going surveillance and development of good quality vaccines that match the viruses of concern. The OIE Reference Laboratory in Harbin, **China (People's Rep. of)**, has developed a new vaccine seed strain that experimentally protects poultry from the identified H5N1 virus clade 2.3.2.1. When this vaccine is released it will be used to revaccinate poultry in **Vietnam** and parts of **China (People's Rep. of)**.
246. There are differences in the control measures that affected countries have applied (see Table 6) and in some cases the measures have not proved effective in controlling or eradicating the disease, as shown by the fact that some countries have been notifying the disease for a long time. There is a need to seriously evaluate the measures in these countries and correct the situation so as to achieve better control. This cannot be done without an effective animal health surveillance system that has, as one its key objectives, the regular evaluation of control programmes, including vaccination programmes. If control strategies are regularly evaluated, they can be adjusted to ensure maximum efficiency.

Table 6: Control measures for HPAI H5N1 indicated by countries affected in 2011 (source: immediate notification/follow-up reports, six-monthly reports, AHS report for the Conference)

Country/Territory	Stamping out	Vaccination	Zoning
Bangladesh	Yes	No (prohibited)	Yes
Cambodia	Modified	No (prohibited)	No
Hong Kong	NA	NA	No
India	Yes	No	No
Indonesia	Yes	Yes	No
Iran	Yes	No (prohibited)	Yes
Japan	Yes	No (prohibited)	No
Korea (Rep. of)	Yes	No (prohibited)	Yes
Mongolia	NA	NA	Yes
Myanmar	Yes	No (prohibited)	Yes
Vietnam	Modified	Yes	Yes

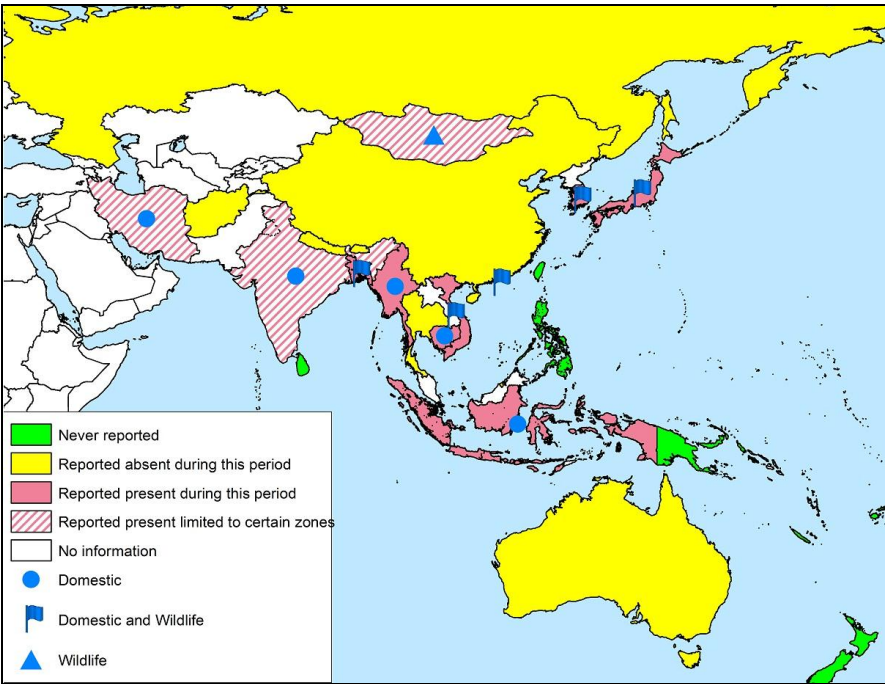
NA: Not Applicable, disease notified in wild birds only

- **On-going surveillance programmes in non-affected countries**

247. **Brunei** has not reported any outbreaks of HPAI due to H5N1 in its history. Surveillance and monitoring programmes are on-going in commercial and backyard poultry populations. Currently there is an existing contingency plan for HPAI outbreaks in the country provided for the poultry industry. This includes a compensatory programme for both broiler and layer farms in the country.
248. In **Chinese Taipei**, no HPAI cases were detected in 2011. Sampling spots for avian influenza monitoring in migratory birds are established at places such as swamps or debouchments of rivers or streams used by migratory birds as their first resting place. Between January 2011 and June 2011, 1,404 and 402 samples were collected from migratory birds and pet birds, respectively.
249. The Iraqi Veterinary Services plan to develop laboratory capabilities, to increase the general level of veterinarian awareness (especially for diagnosis) and to develop monitoring and early warning systems to protect livestock.
250. **Singapore** continues to be free of HPAI (H5N1). The country has updated its crisis management structure for animal disease contingency plans. An HPAI (H5N1) disease investigation course for new field officers has been organised to ensure that new staff are equipped with the necessary skills to respond to a suspected HPAI outbreak scenario. Active surveillance programmes for HPAI in bird farms are on-going.
251. HPAI (H5N1) has never been reported in **Sri Lanka**. Import regulations have been further strengthened and are strictly enforced. Available epidemiological data suggest that wild migratory waterfowl are most likely to play a role in the spread of the disease to **Sri Lanka**. A large number of migratory birds visit **Sri Lanka** annually during the period September to November through the central Asian flyway.
252. **Malaysia** has been conducting active surveillance to maintain the declaration of free disease status for HPAI. A field simulation exercise for the disease was conducted in the State of Johor in September 2011 to enhance crisis management efficiency among related agencies to ensure animal and public health. The country strategy that would be adopted in the case of any occurrence of HPAI (H5N1) is a stamping-out policy and compensation (with prohibition of vaccination).

- 253. In **Nepal**, no evidence of the disease has been noted in 2011. Regional and national avian laboratories have been upgraded with the support of the World Bank Avian Influenza Control project. Training has been conducted and active surveillance has been implemented in all high-risk and medium-risk districts, which represent 57 districts out of 75.
- 254. **Papua New Guinea** has started to implement a contingency plan for HPAI (H5N1). Surveillance and monitoring are conducted in suspected high-risk areas of the country. Samples are being collected from poultry in an attempt to fingerprint the avian influenza viruses present in the country.
- 255. Of a total of 28 countries that notified the disease through immediate notifications or in their six-monthly reports for the first half of 2011, nine countries (32%) declared the disease as “never observed”, eight declared the disease as “absent during the period”, seven countries (25%) declared it as clinically present” and four countries (14%) reported the disease it is “clinically present limited to certain zones”. For this period, the highest number of cases occurred in **Bangladesh**, with a total of 93,931cases, followed by **Indonesia**, 62,950 cases, and **Myanmar**, 56,237 cases. **Mongolia** is the only country that reported the disease present only in wildlife species, with one outbreak and two cases (Figure 13).

Figure 13: Distribution of HPAI (H5N1) in Asia, the Far East and Oceania in 2011

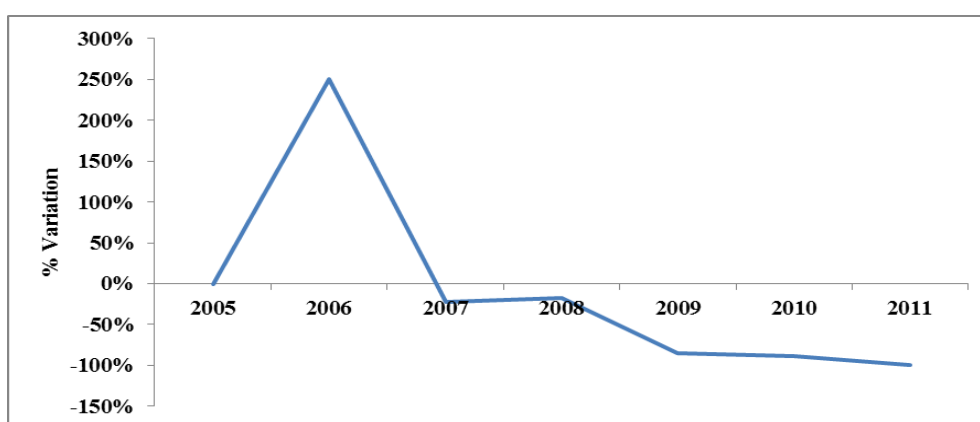


• **General trends**

- 256. In 2005, 755,693 cases of HPAI (H5N1) were reported in Asia and the Far East. The percentage variation in the following years shows that, after a peak in 2006, there was a general decline in the number of cases in the region. In 2007 and 2008, the number of cases remained constant, but has declined again since 2008 until. In 2011, the figures were even lower than 1/100 of the cases reported in 2005 (Figure 14).

257. These results confirm that the control measures implemented since the start of the epizootic were successful, especially, early detection and rapid response, including stamping out, which was implemented by most of the affected countries in 2011. Surveillance programmes were developed for domestic birds and as well as for wild birds, which play an important role in the spread of the disease. OFFLU, the OIE/FAO joint network of expertise on animal influenza, carried out research on the efficacy of control measures for the control of HPAI outbreaks. An increased performance of Veterinary Services in a country, with competencies such as staffing of veterinarians, epidemiological surveillance and transparency, was associated with decreases in avian influenza eradication time, mortality rate, culling rate and occurrence of outbreaks. These results are due to be published very soon. Additional efforts will be needed to continue with the control and eradication of the disease.

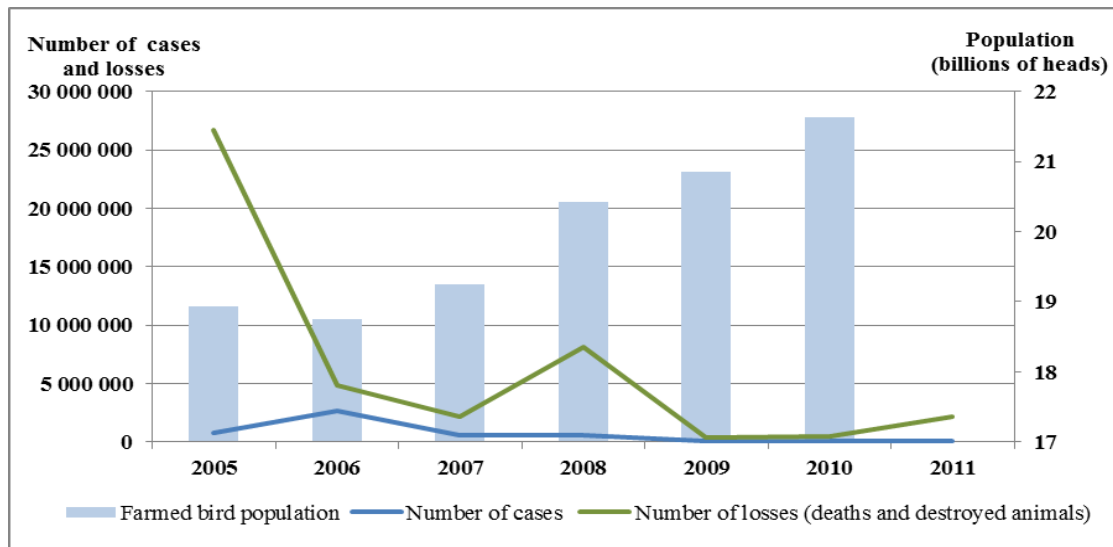
Figure 14: Percentage variation in the number of HPAI cases due to serotype H5N1 in animals by year, taking the number of cases notified in 2005 as the baseline



258. Figure 15 shows the trend of poultry production and the losses due to HPAI (H5N1) in the countries affected by the disease. The number of birds decreased up to the peak of the epizootic in 2006, and then started to increase from 2007 until now with the decline in the number of HPAI (H5N1) cases.

259. In 2005, 26,725,823 animals died from HPAI (H5N1) or were destroyed for control purposes. This number represented about 0.1% of the total farmed bird population in the affected countries. The increased number of bird losses in 2008 may be explained by the fact that five of the 15 countries/territories affected by the disease showed a significant increase in cases and in the destruction of animals. These countries were as follows: **Bangladesh, Hong Kong (SAR-PRC), India, Korea (Rep. of) and Thailand.** Between 2007 and 2008, the total number of animal losses increased 3.7-fold. In 2010, the percentage of dead or destroyed animals represented less than 0.003% of the farmed bird population. In 2011, the number of cases has continued to decline, and it is reasonable to expect the regional bird population either to increase or remain stable. However, additional efforts will be needed to continue to minimise the impact of the disease.

Figure 15: Evolution of the farmed bird population by year, in comparison with the evolution of the number of cases and animal losses in countries/territories affected by the disease between 2004 and 2011



• **Conclusions**

260. Highly pathogenic avian influenza (H5N1) is a major disease in the region that has caused losses in poultry and some sporadic cases of infection in humans since it was first reported in 2003. Early detection and rapid response, including control measures such as early detection and rapid response including stamping out have been implemented to reduce the spread of the disease and the number of cases by country, since the peak of the epidemic in 2006. Surveillance has been implemented in domestic birds and also in wild birds, a category that should not be neglected since it plays an important role in the dissemination of the disease. The control strategy has shown positive results, since the number of cases has decreased since 2006. Furthermore, the bird population, which had declined up to the peak of the disease in 2006, has increased significantly from 2007 until now. However, additional efforts will be necessary to prevent the spread of the disease to currently non-affected countries, and to continue to minimise the number of cases. A better understanding of the dynamics of the disease can help to have a targeted vaccine policy exit strategy, surveillance strategies and disease control efforts more effectively, and is essential in order to identify changing patterns in the epidemiology of HPAI (H5N1).

Porcine reproductive and respiratory syndrome

261. Porcine reproductive and respiratory syndrome (PRRS) was first recognised in the **United States of America** in 1987. Since then, outbreaks of PRRS have been confirmed throughout North America and Europe, and the causative virus was identified in the **Netherlands** in 1991. PRRS is now found in most parts of the world where pigs are raised, including in Asia, where it was first identified in **China (People’s Rep. of)** in 1995.

262. PRRS is an infectious viral disease of swine that is easily transmitted through direct contact to susceptible pigs and vertically to foetuses. PRRS manifests by lower farrowing rates, a marked increase in abortions, stillborns, mummified and weak live-born piglets and deaths. There is also a respiratory disease, which can be severe, particularly when other agents are present, and can result in high death rates in both suckling and weaned pigs. However, in some herds, infection is asymptomatic. Reproductive failure in sows and respiratory distress in piglets and fattening pigs, combined with the disease’s potential for rapid spread, can cause significantly reduced production and significant economic losses.

263. In April 2007, **China (People's Rep. of)**, based on its findings during the PRRS epidemic that occurred on 12 September 2006, notified a change in the pathogenicity of the PRRS virus. The reasons for this change in epidemiology are a mutation of the PRRS virus⁷ and the mortality rate and fatality rate in some outbreaks are higher than in traditional PRRS; both rates exceed 50%. The country implemented stamping out and movement control inside the country as control measures in response to the outbreaks. In April 2007, PRRS was declared endemic. During the first half of 2011, 19 new outbreaks were reported with 267 cases.
264. **Vietnam** notified the first occurrence of PRRS virus with a high pathogenicity strain in March 2007. Despite the control measures put in place, the disease spread to all the departments of the country due to non-compliance on the part of animal owners with the measures taken by the Veterinary Services to prevent its spread. In February 2008, the disease was declared endemic. During the first semester of 2011, 119 new outbreaks were reported with 15,382 cases. At the same time in 2011, the country developed a national programme on PRRS control for the period 2012 – 2016.
265. The first occurrence of PRRS in **Mongolia** was reported in February 2011, with an outbreak in Second bag, Darkhan soum, Darkhan-uul. The Veterinary Services had already reported that the disease was suspected in 2010. The event was closed in April 2011. However, in May 2011 in the Tuv region, two outbreaks were reported, with 53 cases in 72 susceptible animals; the country implemented stamping out and quarantine control measures in response to the outbreaks.
266. In February 2011, **Myanmar** notified the first occurrence of PRRS on its territory. Since then, **Myanmar** has notified 2,015 cases in pigs in the Mandalay and Bago regions. The source of the infection is not yet known but an investigation is being carried out by the Livestock Breeding and Veterinary Department. In the affected regions, restrictions on animal movements and zoning are applied as control measures.
267. In **Malaysia** surveillance is being carried out to determine the country's disease status in terms of PRRS.
268. There are differences in the control measures that affected countries have applied (see Table 7) and in some cases they have not proved effective in controlling or eradicating the disease, as shown by the fact that some countries have been notifying the disease for a long time. There is a need to seriously evaluate the measures in these countries and correct the situation so as to achieve better control. If control strategies are regularly evaluated, they can be adjusted to ensure maximum efficiency.

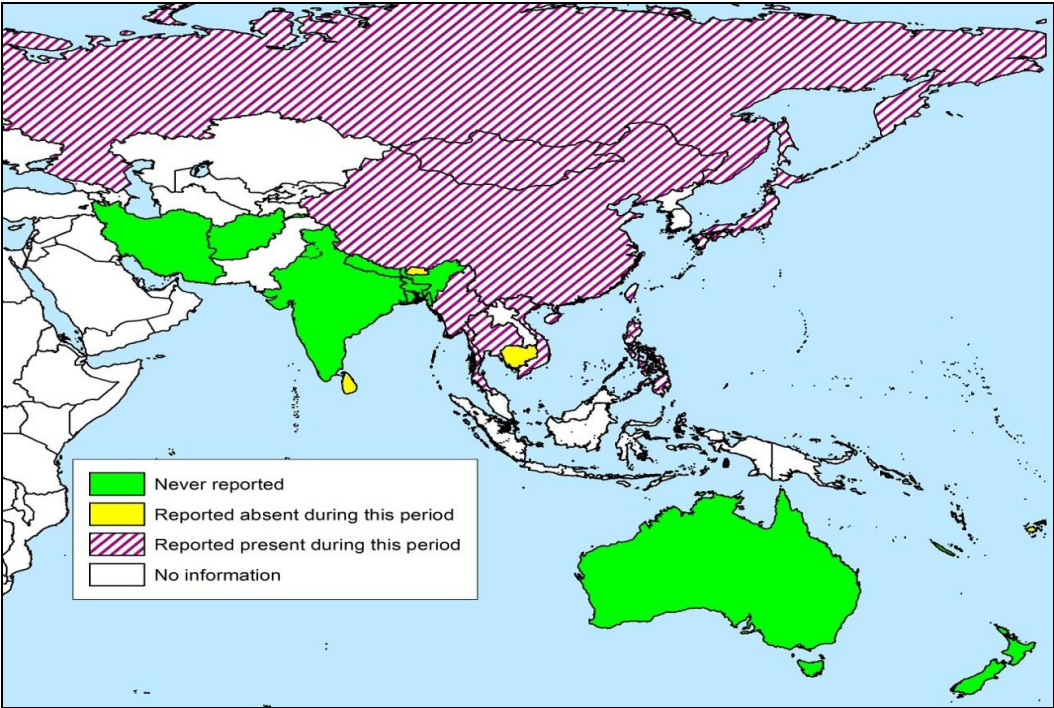
Table 7: Control measures for PRRS indicated by countries affected in 2011 (source: immediate notification/follow-up reports or six-monthly reports)

Country/Territory	Stamping out	Vaccination	Zoning
Japan	No	Yes	No
Philippines	No	Yes	No
Myanmar	No	No (prohibited)	Yes
Mongolia	Yes	No	Yes
Russia	No	Yes	No
Chinese Taipei	Modified	Yes	No
Vietnam	No	No	No
Thailand	No	No	No
China (People's Rep. of)	Modified	Yes	Yes

⁷ Tian K, Yu X, Zhao T, Feng Y, Cao Z, et al. (2007) Emergence of Fatal PRRSV Variants: Unparalleled Outbreaks of Atypical PRRS in China and Molecular Dissection of the Unique Hallmark. PLoS ONE 2(6): e526. doi:10.1371/journal.pone.0000526. Available at: <http://www.plosone.org/article/info%3Adoi%2F10.1371%2Fjournal.pone.0000526>

269. Of a total of 26 countries that mentioned the disease either in six-monthly reports or in immediate notifications during the first half of 2011, 11 countries (42%) declared the disease as “never observed”, four countries (15%) declared the disease as “absent during the period” and nine countries (35%) declared it as “clinically present”; two countries did not have any data. **China (People’s Rep. of), Chinese Taipei, Mongolia, Myanmar, Russia and Thailand** are the only countries that submitted quantitative data out of the nine countries that notified the disease. **Japan, Philippines and Vietnam** did not provide quantitative data. For this period, the highest number of cases occurred in **Thailand** with a total of 2,639 cases, followed by **Myanmar**, 2,015 cases, and **China (People’s Rep. of)**, 267 cases (Figure 16).

Figure 16: Distribution of PRRS in swine in Asia, the Far East and Oceania



• **Conclusions**

270. PRRS is a relatively recently discovered infectious viral disease that spread internationally causing significant economic losses to the pig industry. The disease has been known to be present in Asia since 1995, but an increase in the pathogenicity of the virus was confirmed in 2007 by **China (People’s Rep. of)** and later on in Vietnam, which demonstrates a spread of the new strain in the region. The spread of the PRRS strain with high pathogenicity in Asia increases the need to evaluate the control strategies in the countries that have been notifying the disease for a long time, and to implement suitably adapted and effective control measures, including vaccination.

Infection with *Xenohaliotis Californiensis*

271. Infection with *Xenohaliotis Californiensis*, first identified in 2000 in the United States of America⁸, is considered to be infection with the intracellular bacterium *Xenohaliotis californiensis* of the family *Rickettsiaceae*. Molluscs known to be naturally susceptible to the disease are *Haliotis* genus (abalone) from marine waters. Disease signs at the farm level are: reduced feeding and inability to adhere to substrate. The clinical signs of disease in an infected animal are: atrophy of the foot muscle, wasting of body mass, diminished reproductive output and high predation. Some abalone can be infected with the bacterium without developing the disease.
272. The bacterium attacks the lining of the digestive tract, apparently obstructing the production of digestive enzymes. Consequently, abalone consume their own body mass, causing 'withering' of the foot, impairing their ability to adhere to rocks and making them vulnerable to predation. Abalones not eaten by predators usually starve to death. Environmental conditions, such as warmer than normal water temperatures, may predispose carriers of the bacterium to disease.
273. During the period 2005 to 2010, the disease was reported in four countries around the world: **Chile, France, Ireland and the United States of America**. In March 2011, Japan reported its first occurrence of the disease, with one outbreak in Yurihama-chou, Tottori, which involved 6,600 cases in *Haliotis discus discus* (Japanese abalone), with a 33% mortality rate and a 100% case fatality rate (Figure 17). The disease started in January 2011 and was confirmed by the National Research Institute of Aquaculture Fisheries Research Agency (National laboratory) in February 2011. Stamping out and disinfection of infected premises were implemented in response to the outbreak. The source of the outbreak could not be determined.

Figure 17: Infection with *Xenohaliotis Californiensis* outbreak in Japan in 2011



Discussions

274. Dr Catbagan, Conference vice chairperson, thanked Dr Karim Ben Jebara for his comprehensive presentation and open the floor for discussions.
275. A representative of the Islamic Republic of Iran asked for clarification regarding PRRS situation in her country.

⁸ Friedman, C., Andree KB, K., Beauchamp, K., Moore JD, J., Robbins, T., Shields, J., et al. (2000). 'Candidatus *Xenohaliotis californiensis*', a newly described pathogen of abalone, *Haliotis* spp., along the west coast of North America. *Int J Syst Evol Microbiol.*, 50, 847-855.

276. Dr Ben Jebara confirmed that this disease was never reported in the Islamic Republic of Iran.
277. The representative of Afghanistan expressed concerns regarding the capacity of countries to manage animal welfare issues in the control of rabies in stray dogs. He suggested that strategies be developed. He also explained that Afghanistan was an importer of chicken meat. He also asked for information regarding import conditions in the context of HPAI occurrence in the Region.
278. Dr Karim Ben Jebara, Head of the OIE Animal Health Information Department, reminded the Commission that there was a Terrestrial Animal Health Code chapter providing standards on humane control of stray dog populations.
279. Regarding import conditions in the context of HPAI, Dr Ben Jebara referred again to the Code by explaining that a specific Chapter on Avian Influenza provides detailed information regarding safe import conditions in relation to the different Avian influenza status.
280. He stressed that notification of Avian influenza, including HPAI, in wild bird populations must not impact trade. He explained that indeed, some countries already restricted imports following notification of HPAI in wild birds, especially in the early outbreaks of HPAI H5N1. He reminded that this was not in line with the Code and that was against the transparency that promotes the OIE.
281. Dr Catbagan, Delegate from Philippines, explained that his country was free from HPAI since 2005 and that there was trade of poultry meat and breeder chicks with countries such as Japan. However, some countries continue to impose trade restrictions to Philippines.
282. Dr Ben Jebara, reiterated that the Code should be seriously consulted before imposing trade restrictions.
283. Dr Catbagan closed the discussion by expressing thanks to Dr Ben Jebara for updating the Commission on the animal health situation in the Asia, the Far East and Oceania

Veterinary education needs in the Region

284. The Conference Vice Chairman, Dr Davino Catbagan invited Dr Tomoko Ishibashi, OIE Senior Deputy Regional Representative, to present on the Veterinary education needs in the Region.
285. Dr Ishibashi started her presentation mentioning that, as the intergovernmental organisation responsible for improving animal health and welfare worldwide, the OIE has recognised the critical importance of veterinary education (VE), both initial and continuing, to the quality of veterinary services. She recalled that, in October 2009, the OIE convened the first Global Conference on Veterinary Education, inviting representatives of Veterinary Services (VS), Deans of Veterinary Education Establishments (VEE) and Ministries of Education. Recognising the need for improvement in many countries, particularly developing countries, the Conference Resolutions called on the OIE to consider developing VE standards. Thus, the OIE expert ad hoc Group on Veterinary Education (the expert Group) was created.

286. She explained that a main charge of the expert Group, which includes Deans and Professors of VEEs from all five regions, was to define minimum competencies required for veterinarians to perform the necessary public policy tasks. The expert Group is in the process of drafting “Minimum competencies of Day 1 veterinary graduates,” with consideration to comments from OIE Members. The most recent draft was included in the October 2011 meeting report of Terrestrial Animal Health Code Commission for the further review by the Members.
287. Dr Ishibashi commented on the 2nd Conference on Veterinary Education that was held in Lyon in May 2011 in conjunction with the 250-years anniversary of the founding of the world first veterinary school. She then added that the 2nd Conference expressed appreciation and encouragement for the OIE’s efforts to strengthen good governance of VS globally, by providing the PVS Pathway to Members, recommended that the OIE present to the World Assembly the draft Day 1 minimum competencies, and addressed the importance of the role of Veterinary Statutory Bodies (VSBs) in accreditation of VEEs.
288. Dr Ishibashi remarked that, as correctly mentioned at the 2nd Conference, improving VE is important element in improving good governance of VS for many countries. The issue of VE is addressed in the OIE Tool for the evaluation of Performance of Veterinary Services (PVS Tool) as part of Fundamental Component I (Human, physical and financial resources), specifically under the following three Critical Competencies: 1) I-1 Professional and technical staffing of the VSs, 2) I-2 Competencies of veterinarians and veterinary para-professionals, and 3) I-3 Continuing education (CE). Although it is not within the scope of an initial OIE PVS evaluation to provide an in-depth evaluation of a country’s VE system, analysis of the PVS evaluation reports of sixteen regional members for which the evaluations have been completed, reveals several noteworthy points regarding VE needs in the region, as follows.
289. She pointed out that in most evaluated members, the staffing of the VS needs to be strengthened to provide for veterinary and technical functions to be undertaken efficiently and effectively. This may be interpreted as the need for increasing the number of graduates and/or for more appropriate education for veterinarians, particularly in the domain relating to OIE standards. In more than half of the evaluated members, the ability of the VS to effectively carry out their veterinary and technical functions is limited to clinical and administrative activities. Thus, there may be a need for education in more specific areas, such as epidemiological surveillance, early warning and public health. It is noteworthy that most evaluated members have no regular CE programme. In a related matter, that of veterinary para-professional staffing, most countries evaluated had no standards for qualification or training of these staff.
290. Dr Ishibashi observed that complimentary to the work of the OIE, an initiative of VEEs in the region should be noted. The Asian Association of Veterinary Schools (AAVS), established in 2001 with the aim of advancing education, research and public services in veterinary science, currently comprises 35 VEEs from 11 OIE members in Southeast Asia and Far-East Asia. At the AAVS 10th meeting, held in 2010 at Hokkaido University, the topics of animal welfare, environmental toxicology, food safety and zoonoses were discussed - recognising that education in these areas is increasingly important for VEEs and the veterinary profession in Asia. The 11th meeting, to be hosted by Chulalongkorn University, will feature a panel discussion on collaboration between Asian VEEs, in addition to sessions on curriculum for One-Health and Outcome-based education. The AAVS noted that, because of the wide discrepancy in systems of research and education as well as education in English, it may be difficult to establish arrangements for joint accreditation and curriculum harmonization. Nevertheless, the AAVS has stated, “the most important thing is to continue the meetings” and it is seeking opportunities for possible cooperation.

291. To conclude, Dr Ishibashi mentioned that finally, students' views are being gathered. Regional members of the International Veterinary Student Association (IVSA) and Asian students enrolled in Obihiro University's graduate school volunteered their views. Most students in the region, except those from two countries, seem to have a good idea about the veterinary education system in their own country. In most countries, public service is one of the three most popular careers for students. As popular destinations of further study, many mentioned USA, Canada and UK because of availability of specialised courses and English-language familiarity. Within the region, Australia, Japan and Thailand are popular destinations for students. Many students identified a need to strengthen teaching on epidemiology, zoonoses, food safety, animal welfare and wildlife/environment. They also feel uneasy about insufficient field exercises for large animal treatment and food hygiene inspection. Interestingly, one student commented that communication skills should be addressed in the curriculum to improve the linkage between veterinary medicine and human society. There may be a merit in involving students in considering improving the curriculum.

Discussions

292. The Vice Chairman of the Conference, Dr Catbagan, thanked Dr Tomoko Ishibashi for her excellent and thorough presentation and opens the floor for discussion.
293. A representative of the P.R. of China expressed his appreciation of the presentation. He reminded that P.R. of China and other countries of the Region such as the Islamic Republic of Iran had a long history in traditional medicine and wonder if it has been evaluated in the investigation made by Dr Ishibashi.
294. Dr Ishibashi explained that although it was not mentioned in her presentation, some interviewed veterinary medicine students showed interest in traditional veterinary medicine as a subject possibly to be added to their curriculum.
295. The representative of Afghanistan thanked Dr Ishibashi for her presentation. He insisted on the need to train teachers, in addition to students, and expressed his concern regarding the situation in his country where qualified teachers of the veterinary education establishments do not keep their position due to low salary.
296. Dr Ishibashi, while not being in a position to comment on the concerns raised by the representative of Afghanistan, agreed the importance of sufficient number of qualified teacher to provide good education and highlighted that the OIE was currently working on pilot project for Twinning between veterinary education establishments.
297. The Delegate of Mongolia wondered if OIE could promote the creation of centers of excellence regarding veterinary education, for example by evolving associations of veterinary schools, in order to facilitate joint qualification in the Region
298. Dr Tomoko Ishibashi agreed that it would be interesting to come up to a regional centre of expertise but noted that harmonized veterinary medicine curriculum taking into account day one competencies to be developed by the OIE should be the prerequisite for joint qualification.
299. Dr Catbagan, as vice chairperson thanked again Dr Ishibashi and closed the discussion.

Case study: Country experience in the implementation of the OIE PVS Pathway

300. The Conference Chairman invited Dr Davino Catbagan, Delegate of Philippines, to present on the experience of his country on the implementation of the OIE PVS Pathway.
301. Dr Catbagan started his presentation recalling that in the last decade, globalisation of trade and the threat of emerging zoonotic diseases have highlighted the need for countries to strengthen mechanisms and systems to protect human and animal health as well as national economies. Since 2006, the World Organisation for Animal Health (OIE) has been developing a tool to assess the Performance of Veterinary Services (the OIE PVS Tool) of Member Countries with the goal of helping national veterinary services (VS) to meet the OIE quality standards for the prevention and control of animal diseases and the facilitation of safe trade in animals and animal products.
302. He explained that the Philippines is presently undertaking a leap to development with a national blueprint for a better VS. In 2008, the Philippines requested the OIE to undertake an evaluation of its VS – the initial phase of activities along the OIE PVS Pathway – with the leadership and support of the Bureau of Animal Industry (BAI). The current state of the VS was assessed, weaknesses identified and recommendations made for its improvement. As an important follow-up activity, consultations were held with stakeholders of the animal industry to solicit their support and cooperation for the VS moving along the PVS Pathway.
303. Dr Catbagan then added that in the following year, a PVS Gap Analysis was done by the OIE, allowing for the capture of more details as to the appropriate level of advancement to be achieved and the financial support needed to strengthen the VS. This is to further support the next activity in the PVS Pathway- the development of a Strategic Plan for the Philippine VS. Coincidentally, during this period, the BAI planned to restructure the VS through veterinary legislation. A key step was the development of a new draft of veterinary legislation and the submission of “An Act Strengthening the Animal Industry and Veterinary Services in the Philippines” for approval by the Philippine Congress.
304. He concluded mentioning that the implementation of modernised legislation and other elements to improve governance is anticipated to help the Philippines VS move towards achievement of the goals of the PVS Pathway and the realisation of high quality VS complying with OIE standards in the Philippines.

Discussions

305. Dr Kawashima thanked Dr Catbagan for his presentation that had been provided to the Commission with a clear understanding of what could be done with the outcomes of the PVS Pathway missions. He invited the participants to ask questions.
306. Dr Alexandre Bouchot, technical advisor at the OIE Sub Regional Representation for South East Asia, asked Dr Catbagan how the outcomes of the different missions undertaken in the framework of the OIE PVS Pathway helped the Veterinary Services of Philippines in general and especially regarding the improvement of communication with higher hierarchical level within the government.
307. Dr Catbagan explained that, through the OIE PVS Pathway, the Philippine Veterinary Services have been able to identify some of its weaknesses and moreover have been able to increase its lobbying capacity towards policy makers. Usually it takes up to 3-6 years to pass a law in Philippines. It is thus likely that, with the help of the PVS Pathway, this process will be shortened for the forthcoming proposed Animal Industry and Veterinary Services Act as clear objectives have been identified and communicated to policy-makers by using the OIE PVS Pathway mission’s outcomes.

308. A representative from Japan recognized that the OIE PVS Pathway represented a useful capacity building tool for Veterinary Services of the Region. Noting that Dr Catbagan was introduced as a representative to STDF, joint initiative in capacity building on SPS issues involving the OIE as a partner, he asked if Dr Catbagan could provide brief information on that matter. In reply, Dr Catbagan informed the commission of relevant discussion.
309. The representative of Afghanistan asked to Dr Catbagan if his country already undertook a Veterinary Legislation Identification Mission and if not, if he thought his country was complying with OIE Veterinary Legislation Guidelines.
310. The Delegate of Philippines responded that his country did not yet asked the OIE to undertake a Veterinary Legislation Identification Mission but, should the need be identified while working on the draft of the Animal Health and Industry Law, the OIE would be consulted.

Progressive Control Pathway (PCP) and Endorsement of Official Control Programme for FMD in the Region

311. Dr Ronello Abila, OIE Sub Regional Representative for South East Asia addressed the subject by mentioning that many of the countries in Asia are still endemic with FMD. There are three distinct FMD virus serotypes found in the region - O, A and Asia 1. Based on the geographic distribution of FMD virus strains, three distinct group were identified - the first group consists of FMD viruses circulating in South East Asia and China, the second pool of viruses is circulating in the South Asia, and the third group are viruses circulating in central Asia and share this group with parts in Europe. These three virus pools have their particular epidemiological characteristics thus it would be more effective to implement a control programme addressing these three clusters. For the SE Asia and China, the OIE through its SEACFMD campaign has started a sub-regional program since 1997. In South Asia, efforts to develop a sub-regional FMD control programme have been initiated by FAO. In East Asia, a new FMD program will be launched by OIE to prevent incursion in Free countries and help control in the endemic areas. For central Asia, they are participating in the EUFMD coordinated program for FMD control in West Eurasia.
312. Dr Abila indicated that, the on-going FMD control activities in the region are part of the global efforts to control FMD which was initiated after the first OIE/FAO global conference on FMD control held in Asuncion in June 2009. The conference recommended that a global strategy FMD control be developed taking into account the experience of various regional and sub-regional cooperation arrangements designed to control FMD control. In Asia, the EACFMD 2020 roadmap is recognized as good model for regional approach to FMD control.
313. He noted that, an offshoot of the 1st global conference is the establishment of the OIE and FAO Global FMD working Group under the GF-TADs to initiate the development of a global strategy. Among its first output is the adoption by FAO and OIE of the Progressive Control Pathway (PCP) to control FMD. The PCP was initially developed by EUFMD and FAO, and was further refined by the GF-TADs FAO/OIE Global FMD working Group. The PCP comprise of a set of tools to assist and facilitate countries to progressively reduce the impact of FMD and the load of FMD virus. It has of six stages, namely: stage zero (0) when there is continuous FMDV circulation with no reporting or control actions taken; stage one (1) where efforts to identify the risks to FMD is implemented and a risk-based control programme is being developed; stage two (2) when risk-based control is implemented effectively thus reducing the overall FMD prevalence; stage three (3) when FMD control is vigorously implemented and only sporadic cases are encountered; stage four (4) when FMD circulation is controlled leading to zero prevalence thus the country may qualify to apply as FMD free with vaccination, and; stage five (5) when the country maintains its free status and decided to stop vaccination so it can qualify to apply for FMD free without vaccination.

314. Dr Abila explained that, to recognize countries who seriously implemented FMD control, the OIE has adopted a standard for the endorsement of official FMD control program. As stipulated in the Article 8.5.48 of the OIE Code “The overall objective of an OIE endorsed official control programme for FMD is for countries to progressively improve the situation and eventually attain free status for FMD. Members may, on a voluntary basis, apply for endorsement by the OIE World Assembly, of their official control programme for FMD when they have implemented measures in accordance with this article.” While this endorsement will not change the status of a country or zone, it will provide additional assurance that a country or zone has control over the situation and thus acts as an incentive to governments and donors to increase their efforts and provide more resources. This will also enhance credibility of the country’s FMD control program thus when the time comes that they eventually apply for recognition as FMD free with or without vaccination, it would be easier for them.
315. Finally, Dr Abila noted that at the moment most of the countries in the endemic parts of Asia are in PCP stage 1. A few countries belonging to SEACFMD which has controlled FMD in at least one zone may be considered at PCP stage 3 (e.g. P. R. China, Malaysia, and Thailand). These countries may wish to apply for OIE endorsement of their national FMD programme.

Discussions

316. Dr Catbagan, as vice chairperson of the Conference, thanked Dr Abila for his presentation and invited the participants to undertake the discussion.
317. Dr Bernard Vallat suggested that the graphic chart representing FMD Progressive Control Pathway (PCP) be improved by always including information regarding where the OIE gets involved in the pathway. This would help clarifying the process.
318. He stated that the objective of the OIE in developing PCP is to provide more credibility and support to a country’s FMD control programme. A country can make self-declaration before stage 3 of the PCP.
319. He also reiterated that undertaking the FMD PCP was on a voluntary basis. Consequently, should a country be looking for having its FMD status being officially recognized by the OIE, it would not be mandatory for this country to have its official control program (Stage 3 of the PCP) also be recognized.
320. Dr Vallat explained that the official recognition procedure for the PCP Stage 3 has been proposed and adopted by the World Assembly of Delegates in order to help Veterinary Services to have more credibility and support when asking for resources to their governments or to donors in their efforts for controlling FMD.
321. He finally reminded that the provisions for getting the OIE recognition of official FMD control program were adopted during the last General Session and thus were currently available in the Terrestrial Animal Health Code.
322. Afghanistan asked Dr Abila for the explanation about one slide showing the progress of the disease from North to South. Dr Abila clarified that it showed the movement of animals according to the relative price from low in the North to higher in the South which is considered to the cause of spreading disease.

Presentations by international and regional organisations

FAO

323. Dr David Castellan, Representative of the FAO, began his presentation describing the activities of the FAO in the region. Highlighting that the collaboration with all partners and particularly with OIE is critical to FAO's mission.
324. He commented on the FAO's key collaboration and coordination with OIE including GF-TADs, SEACFMD and One Health initiatives.
325. He also mentioned the tripartite collaboration between the FAO, OIE and WHO which is actively engaged to promote One Health in the region.
326. He referred to the country programmatic activities conducted since 2010 including the following diseases and topics: brucellosis; bluetongue; BSE; feed safety; PRRS; Ebola reston; rabies; FMD; PPR; and promotion and implementation of the progressive control pathway. These activities are being conducted in 18 countries in the region using integrated and complementary project management mechanisms.
327. Finally, Dr Castellan invited OIE delegates to attend two international conferences including the International Scientific Conference on FMD 13 to 15 February 2012, New Delhi (Organized by FAO and the Government of India) and the FAO/OIE Global Conference on Foot and Mouth Disease Control 27 to 29 June 2012, Bangkok, Thailand.

Discussions

328. The Delegate of Australia thanked Dr Castellan for his presentation. As a donor country, he expressed concerns regarding potential for overlap of activities in the Region and asked for clarifications.
329. Dr Castellan reported that integrated programs for funding are used to avoid duplication.

European Union (EU)

330. Dr Bonbon first highlighted the fact that Europe is Asia's direct neighbour. Both regions share territorial continuity, thus animal health threats, and must share efforts. Especially they should join efforts to fight and control and prevent transboundary animal diseases. He then rapidly described the ways that should be explored, the tools that should be used. "Vertically", there are common priority diseases currently under the spotlights: AI, FMD, PPR, Swine Fevers and Rabies. Some of them are zoonoses, some not, but they're all critical elements of the "One Health" common goal, be it through their pure public health or food security aspects. Specific global and regional programmes should be continued or initiated, under the global coordination umbrella of the GF-TADs initiative. And within these programmes, the basic essential "horizontal" component is veterinary governance well addressed by the "PVS Pathway".
331. Dr Bonbon indicated that this should be from the beginning considered a long term effort. The EU, already engaged in that path, will continue, both as a donor and a partner, and wishes best co-ordination possible. He finally stressed that money was scarce, even if clear arguments always demonstrated the value of the investment; therefore good structured advocacy should be prepared. The advocacy for the programmes will principally be the "One Health" goal, one major tool will be the veterinary governance and PVS Pathway, and the continuous assessment of the progress will be the evolution of the epidemiological situation of the chosen diseases.

Discussions

332. Dr Catbagan asked Dr Etienne Bonbon to provide detailed information regarding current activities supported by the EU in the Region.
333. Dr Etienne Bonbon mentioned that the major One Health-related multi-country programmes they co-fund in Asia were the Avian and Human Pandemic Influenza Facility (administered through the World Bank) and the regional programme on Highly Pathogenic Emerging and Re-emerging Diseases. Options for further activities under the 2007-2013 Regional Asia strategy item Cross-border Cooperation in Animal and Human Health are currently being appraised.
334. Making reference to the current economic situation in Europe, Dr Bernard Vallat wondered what would be the impact of the crisis on the support provided by EU.
335. While recognizing that individual countries are facing serious budgetary constraints, Dr Bonbon stated that he hopes there be no major impact as far as European Union is concerned.

Update on the activities of the OIE Twinning process in the Region

336. Dr Francois Caya, Head of the OIE Regional Activities Department, started his presentation by providing some background regarding the need for improving the geographical distribution of laboratory expertise by promoting partnership between OIE Reference Laboratories and Collaborating Centres and laboratories of developing or in-transition countries, this being the basis for the creation of the Twinning concept.
337. He then provided a brief summary of the mandate, numbers, and geographical distribution of the OIE Reference Laboratories and Collaborating Centres.
338. Dr Caya provided more details regarding the Twinning concept itself. Among others, he presented the main objective of the concept when it comes to expertise and networking objectives. In regards to the scope of the Twinning concept, he stressed the importance of Twinning activities being focussed on expertise transfer and highlighted that no funding for hardware or upgrading of facilities should be planned through any Twinning activity. He explained that the ultimate aim of any Twinning activity should be to reach the OIE Reference Laboratory status while recognising that it was not always possible quickly.
339. The Head of the OIE Regional Activities Department then described the different steps after a Twinning by expressing that the most important was for the candidate laboratory to become an active partner for the international scientific community.
340. He provided the Regional Commission with an update regarding the Twinning activities worldwide and highlighted the great success of the recent OIE Laboratory Twinning Feedback Workshop that took place on March 2011 and where good ideas have been put forward for the improvement of the Twinning concept.
341. Dr Caya also gave an update on the Twinning activities within the Asia, the Far East and Oceania Region by providing relevant information on projects approved and underway as well as project approved and due to commence soon.

342. He explained that, due to the fact that OIE has a larger number of proposals than funds at present, the OIE was currently working on securing more funds. He also mentioned that there were provisions for projects to be funded by the candidate laboratories rather than by the OIE.
343. Dr Caya concluded by informing the audience that the OIE website provide a great source of information regarding capacity building activities in general and especially on the OIE concept of twinning between laboratories.

Discussions

344. Dr Catbagan, Vice Chairperson of the Conference, thanked Dr Caya for proving the Commission with an update regarding the OIE Twinning program activities and opened the floor to discussions.
345. Making reference to the statement of Dr Caya regarding the fact that there were more Twinning project proposals than what current funds were able to support, the Delegate of Australia asked for information concerning the process under which projects are approved.
346. Dr François Caya, Head of the OIE Regional Activities Department, explained that the selection process was rather complex and was taking into account many factors. Among those factors, he highlighted that the OIE was trying as much as possible to address regional needs as per defined by the regional animal health situation. He concluded by stressing on the importance to evaluate the capacity of the candidate laboratory in undertaking the responsibilities associated to the Twinning program.

Discussions of Recommendations N° 1 and 2

347. Draft Recommendations Nos. 1 and 2 on the two Technical Items of the Conference were presented to the participants for discussions. Some amendments were requested for both recommendations, which were presented for final adoption.

Date, venue and agenda items for the 28th Conference of the OIE Regional Commission for Asia, the Far East and Oceania

348. The President of the Conference asked Delegates present if any of them wished to host the 28th Conference of the OIE Regional Commission for Asia, the Far East and Oceania. The Delegate of Philippines expressed the wish of his country to host the Conference. This proposal was unanimously accepted and will be confirmed during the next General Session in Paris in May 2012.
349. The Delegate of Mongolia mentioned the interest of his country to host the Regional Conference after Philippines in order to give a regional balance to the venue of the Conferences.
350. Consequently, it has been proposed that, should Philippines be unable to host the Conference, Mongolia would be the host country, and should Philippines obtains the approval for hosting the next Conference, Mongolia would be the Host Country for the 29th Regional Conference. This proposal was unanimously approved.
351. The exact dates of the next Conference, which should be at the end of November 2013, will be decided at the meeting of the Regional Commission held during the OIE General Session in May 2012.

352. Regarding the technical Item I with questionnaire, it will be decided during the meeting of the OIE Regional Commission for Asia, the Far East and Oceania during the General Session in May 2013. The Second Technical Item (without questionnaire) will be decided in the meeting of the Regional Commission in May 2012.
353. Australia and Iran already proposed some items for discussion such as the impact of cost benefit analyses in technical decisions. The OIE Regional Commission took note of in order to discuss the proposals and take a final decision for at the General Session in May 2012.

Tuesday 22 November 2011

Professional and guided cultural visit

354. The Government of Iran organised a professional and cultural visit to :

Central Veterinary Laboratory;
Saadabad Palace and Musum Complex;
Jamaran; and
Milad Tower

355. Participants found the visit organised by the host country to be of great interest. Sincere thanks to the organisers for their kind hospitality were presented.

Wednesday 23 November 2011

Adoption of the draft Final Report and Recommendations

356. Dr Bernard Vallat explained the procedures to adopt the report of the Conference and the recommendations. The Delegates are allowed to comment or make suggestions which are taken into account during the Conference, but additional comments on the report, received by 7 December 2011 at the OIE Central Bureau, will also be considered. However, the recommendations need to be adopted during the session and cannot be changed later on.
357. The report was adopted with few minor amendments.
358. The two recommendations were also adopted.
359. The traditional motion of thanks for the host country was read by Dr Toshiro Kawashima, Delegate of Japan and President of the Commission.

Closing ceremony

360. Dr Mohammad Sobhani Motlagh, Director of the Training Department of IVO, addressed to the participants and thanked them for their participation in the Conference. He hoped that they had a fruitful stay in Tehran.
361. Dr Seyed Mohsen Dastoor, Head of the Iran Veterinary Organization (IVO) and OIE Delegate for Iran, thanked all participants, including speakers and the OIE Secretariat for a most fruitful conference. He expressed his sincere appreciation to the Secretariat of the host country and of the OIE for the excellent work carried out to ensure the success of the Conference. He thought that the Conference agenda was very relevant to the region necessities.

362. The President of the Regional Commission for Asia, the Far East and Oceania, Dr Toshiro Kawashima, thanked the government of Iran for having offered to host the Conference and for the warm welcomed conveyed to all participants. He congratulated the Secretariat of the host country and of the OIE for the excellent work carried out. He encouraged the Commission to meet regularly in order to ensure the progress within the region.
363. Dr Bernard Vallat, OIE Director General stated that the Conference provided a good opportunity for Members of the region to raise issues of mutual interest but also those of concern. He noted that the technical presentations were of a very high level. He expressed his appreciation to the Conference Secretariat and the OIE staff from the Headquarters and the Regional offices for their active and fruitful participation. He invited all participants to be present in the next Regional Commission Conference. Dr Vallat thanked Dr Mohsen Dastoor and his staff as well as the Government of Iran for their contribution in making the Conference a success.
364. Dr Mohsen Dastoor officially declared the Conference closed at 11.30 a.m.
365. A video about Persian culture and the work done by IVO was projected to the audience and a present from Iran Government was offered to all participants as a memory of the conference.

Speech by Dr Seyed Mohsen Dastoor, OIE Delegate of Iran
27th Conference of the OIE Regional Commission for Asia, the Far East and Oceania
Teheran – 19-23 November 2011

In the name of God

Honored guests,

Honored guests and all participants, ladies and gentlemen I would like to state my best welcome to you to the 27th conference of the OIE Regional Commission for Asia, Far east and Oceania particularly to Dr Bernard Vallat Director general of World Organization for Animal Health (OIE), Dr Carlos Correrá Messuti, President of the World Assembly of Delegates and Dr Toshiro Kawashima, the president of the OIE regional commission for Asia, the Far east and Oceania.

On 25th January in 1924, based on the global agreement, "International office of epizootics diseases", with the aim of making collaboration and accompany between member countries in informing animal diseases, caring and fighting against (prevention, control, eradication) animal diseases and processing and functioning quarantine-health rules in animal trading and animal and aquaculture products between countries has been formed. Although, in May 2003, the office became the World Organisation for Animal Health but kept its historical acronym OIE and is recognized as a reference organisation from other world organisations such as World Trade Organisation (WTO).

The 27th conference of Regional commission of Asia, Far East and Oceania that today is held in Tehran is one of the five regional commissions of world health organization that is held every two years in one of the member countries with different veterinarian fields and subjects. In this conference, 25 agents from member countries and several participants from OIE, FAO, EU, and ECO are present.

However, member countries of regional commission of Asia, Far East and Oceania have a major part in animal production and aquaculture, but several epidemic diseases and zoonoses diseases specially FMD, Brucellosis, Crimean–Congo hemorrhagic fever, Rabies, white-spotted disease of shrimp, etc are still considered to be limiting agents and challenging subjects of these Asian countries.

Iran Veterinary Organization with a history of more than 80 years is considered to be a trustable system and a reference for issuing approvals and health certificates in national and international levels. This organization is formed of an extensive network including 31 provincial veterinary offices and 747 technical-official units located in a huge place with 85 million animals in 85000 epidemiological units (village, posture, husbandries), more than 1 million industrial poultries in 26000 epidemiological units (lines, parent stock, breeders, laying hens and broilers), 44000 colonies of honey bees in 6000 colonies, 8100 centres of raising and producing of aquaculture (fish and shrimp) and 4300 nongovernmental centres of health and treatment including clinics, hospitals, laboratories, pharmacies, and vaccination centres.

The Islamic Republic of Iran has a strategic place in Asia, Europe, Middle East, Far East and countries located in the margin of Persian Gulf and also has much veterinary potential in human resources (governmental and nongovernmental) in different fields of functioning, education and investigation, diagnostic centres with full facilities, geographic information systems (GIS) for caring and fighting against (prevention, control, eradication) animals and poultry diseases, systematic quarantine system for issuing approvals or health certificates of animal importation and exportation and aquaculture and animal products. This country is ready for presenting more active and efficient role in the region and tries to discuss veterinary issues in the margin of this conference by providing two-sides meetings with heads or agents of member countries.

Synchronization of the 27th conference of the OIE regional commission for Asia, Far East and Oceania in Tehran, in the world's veterinary year and celebration of rinderpest eradication that was brought by following OIE and FAO plans (in 2008) is considered to be a great occurrence and by celebrating world's veterinary year and congratulations to all veterinarians, I wish all of you a pleasure time here in my homeland.

Speech by Dr Toshiro Kawashima
President of the OIE Regional Commission for Asia, the Far East and Oceania
27th Conference of the OIE Regional Commission for Asia, the Far East and Oceania
Teheran – 19-23 November 2011

Honourable Dr Mohammad-Reiza Rahimi, Vice President of the Islamic Republic of Iran,

Honourable Minister of Agriculture of the Islamic Republic of Iran, Dr Sadek Khaliliyan,

Fellow Members of OIE Regional Commission for Asia, the Far East and Oceania and distinguished guests.

As President of OIE Regional Commission, I'd like to express my appreciation to all of you attending this conference. It is really my great honor and privilege to make opening speech here today.

Firstly I thank Dr. Seyed Mohsen Dastoor, OIE Delegate of Iran for holding the meeting at this beautiful city as a host.

I would like to thank Dr. Carlos Correa Messutti, President of the World Assembly of Delegates for attending the conference and Dr. Bernard Vallat and his staff for leading the conference.

I would also express my thankfulness for Dr. Itsuo Shimohira, OIE Regional Representative for Asia and the Pacific for his efforts to support its preparation.

I understand the regional conference gives us, all of delegates, colleagues and participants, good and unique opportunity to gather and meet, face to face, each other to exchange views, share latest information and renew our friendship.

Looking back last two years, since we met at the regional conference held in Shanghai in 2009, there were many remarkable achievements and progress made on animal health fields.

The OIE and the FAO declared this year the world had achieved freedom from rinderpest. This is really a great landmark of our long lasting efforts and cooperation.

Thanks to efforts and investments made for control of Highly Pathogenic Avian Influenza, many countries have achieved successful result.

However it is also true we are facing many outstanding issues and new challenges. HPAI is still endemic and H5N1 virus is circulating in some countries in our region, posing great threat to livestock production and human health.

Other serious trans-boundary animal diseases such as FMD, Classical Swine Fever and PPR have been continuously big problems. Producers and related industries have suffered considerable damage from these diseases for a long time.

While FMD has been endemic in South and Southeast Asia, especially it is alarming situation where FMD has re-occurred in previously FMD-free countries in East Asia. CSF has also been endemic in Southeast Asia and PPR is spreading to east-ward.

Rabies should be also mentioned as it causes more than 50,000 human lives loss every year. The OIE Global Conference on Rabies Control held in Seoul in September this year concluded that National Veterinary Services has a primary responsibility to apply their knowledge and skills to ensure control of rabies at animal source.

In order to cope with these challenges effectively and efficiently, it is obvious that National Veterinary Service must improve its veterinary infrastructure by strengthening its capacity and modernizing legislation appropriately. And it should not be neglected that it is not enough for us by itself, considering trans-boundary nature of animal diseases. Therefore I would like to emphasize our active cooperation and information sharing are essential for controlling animal diseases.

Ladies and gentlemen

At this conference, we will discuss epidemiological developments and control of FMD in Asia. This is really a timely item because the OIE and the FAO are now developing a global strategy for FMD control to be presented at the second global conference on FMD in Bangkok in June 2012.

I sincerely would like to encourage all of the participants to have an open and candid discussion and an exchange of views to provide a major input to the global strategy.

We will also discuss how to promote active participation of Members in the development of the OIE Codes and other guidelines. I have to say that currently only few members in our region submit their comments to the OIE in the process of developing and amending these documents.

I believe we are in a most important region among OIE five regions.

According to my knowledge, about 40 percent of cattle and more than 50 percent of poultry are kept in our region. With respect to animal health, as I explained earlier our region has been continuously facing serious threats caused by various emerging and re-emerging diseases as well as trans-boundary diseases.

Our active participation in the development of the OIE documents is a matter of importance for specific conditions and needs of our Region to be reflected, thus make them feasible and acceptable to all our Members.

In this regard, as you know we have been developing the Regional Work Plan to enhance communication and coordination among Members and to improve our influence in the OIE. Specific activities of the Regional Commission are included in the Work Plan, which I will present you afterward.

In concluding my remark, I sincerely hope this regional Conference will be a successful and fruitful with your active participation.

Thank you very much for your kind attention.

**Speech by Dr Carlos Correa Messuti,
President of the President of the OIE World Assembly of Delegates;
27th Conference of the OIE Regional Commission for Asia, the Far East and Oceania
Teheran – 19-23 November 2011**

Honourable Dr Mohammad-Reza Rahimi, Vice President of the Islamic Republic of Iran,

Honourable Minister of Agriculture of the Islamic Republic of Iran, Dr Sadek Khaliliyan

President of the OIE Regional Commission for Asia, the Far East and Oceania, Dr. Toshiro Kawashima, Delegate of Japan

OIE Regional Representative for Asia, the Far East and Oceania, Dr. Itsuo Shimohira

OIE Sub-Regional Representative for South-East Asia, Dr. Ronello C. Abila

OIE Delegate for Iran, Dr. Seyed Mohsen Dastoor

Director General of OIE, Dr. Bernard Vallat

Representatives of Iranian Government, Authorities, Delegates, colleagues and friends,

It is for me a great pleasure, a privilege and a rich experience to be this week with you, in this historical city of Teheran, attending the 27th Conference of the OIE Regional Commission for Asia, the Far East and Oceania.

First of all, I would like to thank the government of Iran for hosting this Conference, acknowledging by this way the importance of this meeting for the Region.

As President of the OIE, my purpose to come to Teheran has been to achieve a better understanding of Member countries and regional needs and interests. I have also come to learn from you and enrich myself with your discussions, opinions and exchange of experiences.

Regional Commission meetings have an important role in our Organization and they provide an important platform for Members of a particular region in order to work towards joint solutions to their problems. It is of great importance that you work together acting jointly, so as to reach the solutions to the specific issues affecting your Region and particularly to achieve a major effectiveness in the coordinated fight and control against animal diseases.

The Agenda for this 27th Conference covers several relevant issues, remarkably two important technical items: “Active participation of Members in the development of the OIE Codes” and “Epidemiological developments and control of FMD in Asia”. I hope that this Conference adopts the resolutions that will enable an adequate follow up and to give step forward in these matters.

The active participation of all Members in the OIE is key for our Organization. The OIE modus operandis has always been the solidarity work coordinated between its Members, guided by the principles of transparency, democratic representation and scientific rigor. Each Member has equal right and expresses itself by means of a vote of equal weight. At the same time, the regional approach back and strengthen the participation of the countries in the projects of the OIE. The work destined to the Codes is very important because it establishes the international rules not only for the animal health and the animal welfare but also for the trade of animals and products of animal origin. Some regions have been organizing very well in the preparation of proposals and common positions, as it is the case of Africa, but it is essential the coordinated performance of all the Regions in the OIE. I encourage all Regions, such as yours, to organize and try to present common positions within your needs.

Regarding the second technical item, I want to point out that the contribution of the OIE to the world-wide fight against the FMD continues being one of the subjects that has been more emphasized during my Presidency. The OIE is now developing, in coordination with FAO, the bases of a strategic global plan for the control and eradication of the FMD, in order to present it to the FMD Conference, that will be realized in Thailand, June next year. We know that it is a very challenging and difficult goal to achieve, but we trust that tightening and coordinating all our efforts, and with the proper support, we can repeat in some future, what we attained this year with the global eradication of the rinder pest. The experience that the countries of this Region have in the fight against this disease will be very useful to share with the other Members, and surely will be able to contribute with good expertise to the global plan.

Nowadays, the countries are heavily reliant on one another. So, while some countries' efforts and achievements bring benefits to other countries, we must bear in mind that a single country's ineffectiveness or failure can also jeopardize the disease status of all the others.

We live in a time which is characterized by changing and dynamic demands. Both the globalization of economies and communications and other current phenomena, such as climate change, the on-going increase of world population and the growth of world trade, force the strengthening of the actions to be carried out in order to prevent and control the diseases as well as the actions destined to ensure food security, food safety, public health and animal welfare.

An extremely important issue is the current world economic crisis. These effects constrain the short and medium-term work of every international forum and institution, calling for budget restrictions and optimum use of scarce resources. I take this opportunity to emphasize the importance that I personally attribute to working in coordination with other international organizations. This is essential not only for optimizing the rational use of resources, as I mentioned before, but also for adopting the necessary exhaustive and holistic interdisciplinary approach for reducing risks of infectious diseases at the animal-human-ecosystems interface.

The "One Health" concept, coined and implemented by the OIE, WHO and FAO, is a clear and gratifying proof of this kind of coordination.

New animal diseases have been found to emerge or re-emerge on a regular basis, and more than two-thirds of these diseases pose a risk of transmission to humans. Furthermore, 60% of the infectious human diseases currently described are of animal origin.

The OIE encourages an interdisciplinary approach that encompasses the biological, medical and veterinary sciences and includes specialists in wildlife, ecology and many other disciplines, together with regulators and policy-makers. In addition, we must consider animal health risks among non-traditional areas, such as wildlife and working, competition and companion animals.

The OIE will continue to offer its Members the backing of its international reputation for declaring national disease freedom (countries or zones) in relation to the four traditional diseases, which in the future may be expanded to include other diseases affecting equids, poultry or swine.

With its current 178 member, the OIE is an Organization that has a numerous and varied membership. It is in this rich diversity and in the strong commitment of all its members to work together, that the value of the OIE lies. The high level of expertise that supports the work of the specialists and experts is not only a reason to be proud of but also a security for the international community. The countries count on their best technicians and scientists in the field of veterinary sciences, who are our "key group". Other professionals of related disciplines that contribute to provide the OIE Standards with a modern interdisciplinary approach have been incorporated as well. We also need to develop closer relationship with the private sector related to animal production and animal products industry, so that they support our labor in a more involved way.

The National Veterinary Services are a key element for the OIE. We recognize them as an International Public Good and it is our plan to consolidate policies to provide due support to the good governance of the Veterinary Services in the world. The global and periodic use of the PVS tool is a top priority that I am supporting and promoting during my presidency. I strongly believe that it is essential to continue developing mechanisms for the evaluation of the Veterinary Services and to persist in the instrumentation of the next stage to the evaluation: the GAP analysis, follow up and veterinary legislation missions. In other words, we need to find solutions for the problems that the systems and the Services might present. This path shall provide the Veterinary Services the tools which are necessary to raise awareness of the national levels with political decision regarding their needs.

Finally, I would like to recognize the actions of de Director General Dr. Bernard Vallat whose strong leadership has given us a great opportunity to reach the goals of the OIE and who contributed with his team to achieve the successful organization of this Conference, in special the Regional Activities Department, as well as the authorities and staff of this country.

I would also like to mention the good job carried out by our Regional and sub- Regional Representatives for Asia, the Far East and Oceania, Dr. Itsuo Shimohira and Dr. Ronello C. Abila, as well as the Members of the Bureaux of the Regional Commission, and the local authorities.

On behalf of the OIE, please allow me to repeat my deep gratitude to the Government of Iran for hosting this Conference. It is for sure that, beyond the task that awaits us, we will enjoy its warm hospitality and we will be able to make the most of this opportunity to get to know each other better and to strengthen both professional and friendship bonds.

I know we have all come here this week with great enthusiasm and high expectations, and I am confident that our work will be done with success.

Thank you very much for your attention.

Speech by Dr Bernard Vallat
Director General of the World Organisation for Animal Health (OIE)
27th Conference of the OIE Regional Commission for Asia, the Far East and Oceania

Teheran – 19-23 November 2011

Honorable Dr Mohammad-Reza Rahimi, Vice President of the Islamic Republic of Iran,
Honourable Minister of Agriculture of the Islamic Republic of Iran
President of the OIE,
President of the OIE Regional Commission for Asia, the Far East and Oceania,
Delegate of the Islamic Republic of Iran,
Bureau Members of the OIE Regional Commission for Asia, the Far East and Oceania,
Delegates of Members of the OIE Regional Commission for Asia, the Far East and Oceania,
Representatives of international and regional organisations,
OIE Regional Representative for Asia and the Pacific,
OIE Sub Regional Representative for South East Asia,
Distinguished guests,

On behalf of the President and the Members of the World Organisation for Animal Health (OIE), I have a great pleasure to welcome you to Iran for the 27th Conference of the OIE Regional Commission for Asia, the Far East and Oceania.

It is with great pleasure that I will accompany you through this important week of activities dedicated to the Regional Commission. This region is a key region for the OIE and for the world regarding particularly the human and animal population. Indeed, the OIE considers the Regional Conferences to be of outmost significance and value, and heralds them as one of the key links with our 178 Member Countries. They testimony the OIE's desire to bring together all of its members in order to tackle animal health issues globally and contribute to resolve all issues facing Veterinary Services worldwide.

I would like to thank especially the Government of Iran for proposing to host this important Conference, and for the warm welcome we have received since we arrived in this beautiful country. In particular, I would like to express my gratitude to the Government, to the Delegate of Iran to the OIE, to our colleagues in the Iran Veterinary Organisation and to our Regional and Sub Regional Representatives and their staff for all the support in preparing this event.

Since its creation in 1924, the World Organisation for Animal Health (OIE) has been promoting international cooperation and coordination in the prevention and control of animal diseases worldwide. In the current context of globalisation, the core mandate of the organisation is "the improvement of animal health, veterinary public health and animal welfare world-wide". It is obvious that controlling the spread of animal diseases is best achieved by ensuring the health of animals wherever they are.

To better accomplish its mandate, the OIE has set up a five-year cycle of strategic planning covering all its activities. The OIE Fifth Strategic Plan adopted by all Members in May 2010 builds on the success of the previous plans and includes important new elements such the contribution of Veterinary Services to food security and the application of the 'One Health' concept for reducing the risk of certain diseases at the animal-human interface. The relationship between animal production and the environment, including the contribution of climate and environmental changes to the occurrence and geographical spread of diseases, disease vectors and invasive species, as well as the contribution of animal production practices to environmental and climate changes, are also included on the priorities of the new Strategic Plan.

Under this Plan, the OIE will also work towards strengthening good governance of the Veterinary Services, to be achieved through the improvement of legislation, supporting Members compliance with OIE international standards on the quality of Veterinary Services and the continuous strengthening of the capacities of Member countries Veterinary Services.

We must therefore continue to work together to put in place the objectives set out in the Strategic Plan. The Plan represents a new challenge for all of us, but I am convinced that together we will succeed in carrying it out.

Successful implementation of the Fifth Strategic Plan and its objectives will depend on the commitment of OIE Member Countries in providing adequate resources to respond to the annual work programmes developed under the Plan, and voluntary contributions, including those channelled through the OIE Animal Health and Welfare Fund. The help provided by the OIE's various inter-agency partners through joint programmes and projects will be equally important in supporting national Veterinary Services, which, in the long run, bear the actual task of carrying out the programme.

The support provided to our Regional and Sub Regional Representations will also have an enormous impact on the development of OIE activities and the success of the Strategic Plan in the region. The OIE Representations need your permanent support in order to provide regionally adapted services to OIE Members so that they may strengthen the surveillance and control of animal diseases.

During the Conference we will have discussions on different topics of interest for the region. Two technical items will be presented, the technical item one (1) regarding the "Active participation of Members in the development of the OIE Codes" and the technical item two (2) related to "Epidemiological developments and control of FMD in Asia". Both items are of relevant importance, when it comes to the performance of the Veterinary Services.

The World Organisation for Animal Health (OIE) is recognised by the World Trade Organization as the international standard setting body for matters pertaining to animal diseases and zoonoses. The standards of the OIE, published among others, in the Terrestrial Animal Health Code and the Aquatic Animal Health Code, are developed and updated through a flexible, transparent and rapid process which depends on the active participation of the 178 Members of the OIE. The Technical Item I will be a good opportunity to analyse the participation of Members in the development of OIE standards as per the data provided by the questionnaire sent to all Members of the region.

To complement the discussions on the Technical Item I, another item will refer to the implementation of OIE international standards, highlighting the importance that Members know the OIE standard setting process more in detail, in order to improve their participation when sending comments, to propose changes to existing standards or new standards, during the course of the year. The only way that standardisation can respond to the necessities of both developed and developing countries depends on the active participation of all Members in the standard setting process by sending comments on due time.

Discussions on the Technical Item II "Epidemiological developments and control of FMD in Asia" should help us to identify the main constraints and the priority measures to be taken to improve early detection to prevent pandemic outbreaks and to inhibit economic catastrophes. The OIE once again emphasises the importance of effective Veterinary Services that can guarantee early detection and rapid response, in compliance with international standards, and are capable of detecting unexpected sanitary events and responding to them rapidly. Only an effective national surveillance system and transparency of reporting can guarantee that the appropriate control policies are being implemented.

Improving prevention, early detection and response to animal diseases requires, of course, an approach based on strong veterinary, epidemiologic and animal health science in general. The PVS Evaluation and GAP Analysis tools developed by the OIE provide a unified approach for using these tools in real-world settings. These tools also allow progress to be made in addressing organizational and resource-allocation problems faced by the Veterinary Services and especially Veterinary Authority. Veterinary Services of your region are all using the benefits linked to the use of those tools.

The OIE Global Programme for strengthening Veterinary Services, based on the OIE-PVS Tool for the evaluation of performance of Veterinary Services, has advanced significantly and has now passed the symbolic number of 110 OIE Members involved in the process.

The second component of the PVS Pathway, the PVS Gap Analysis is designed to identify and estimate the costs of priority investments, required to achieve compliance with OIE international standards on the quality of Veterinary Services in the framework of your national priorities.

Within this PVS Pathway, the OIE has also undertaken to support Members in modernising their veterinary legislation, as one of the basis for the good governance of Veterinary Services.

Also, the OIE has established a continuous information and training programme for new OIE Delegates, as well as for their nominees as national focal points for animal diseases notification, wildlife, aquatic animals, food safety, veterinary products, animal welfare and recently communication. This programme is being implemented successfully in all regions in collaboration with all the OIE Regional and Sub-Regional Representations, under the coordination of OIE Headquarters.

At another level, the year 2011 is the year of celebration for the Veterinary profession; it is not only the celebration of the 250th anniversary of the creation of the veterinary profession, but also the year of the celebration of the victory of veterinarians against Rinderpest.

We have to be proud that the veterinary profession has been playing such a key role in the society and we have to make sure to ensure the continuity for the future. Fulfilling this role requires that veterinarians be highly competent and that they respect ethical rules and practices. The principles for professional conduct are the subject of international standards published in the OIE Terrestrial and Aquatic Animal Health Codes, with consensual adoption by all OIE Members. They also include the key role of Veterinary Statutory Bodies for those objectives.

The quality of veterinary education is not optimal in many countries of the world. Veterinary education needs thus to be strengthened globally and to do so, the OIE is working on the development of the minimum competencies needed by veterinary graduates to support effective delivery of both public and private components of national Veterinary Services, which should comply with the needs of the society as well as the OIE standards for quality as published in the Terrestrial and Aquatic Animal Health Codes.

The OIE is organising numerous Global Conferences throughout the world aiming at beneficiating the international community in the approach of governments and potential donors for funding appropriate health programmes. These conferences demonstrate the effectiveness of the cooperation with the United Nations, the World Bank, WHO, FAO, UNSIC and other partners and let countries to be aware of OIE strategies and programmes focused on the improvement of the good governance, animal health, veterinary public health and animal welfare world-wide.

I am pleased to announce you that a Joint FAO /OIE Global Conference on FMD Control is being organised in Bangkok, Thailand from 27 to 29 June 2012. You are all invited to attend.

I would like to end by emphasising once again on the importance of good governance of public and private components of Veterinary Services, which will always be in the frontline in the fight against animal diseases, including those transmissible to humans. Cooperation between OIE and Member Countries, as well as with other relevant international organisations and international funding agencies is a key factor for success.

I thank again the Government of Iran for organising this Regional Conference, and all of you for your participation.

I wish you all a successful Conference, with the certainty that fruitful outcomes will come at the end of this week. The recommendations of the Conference will be presented at the World Assembly of National Delegates in May 2012.

Thank you for your kind attention.

Dr Bernard Vallat
OIE Director General

Speech of his Excellency Dr Rahimi, Vice president of the Islamic Republic of Iran delivered in the opening ceremony of 27th Conference of the OIE regional commission for Asia, the Far East and Oceania

Peace be upon you

Honored guests, reverend participants, ladies and gentlemen I would like to state my best welcome to you to the 27th conference of the OIE Regional Commission for Asia, Far east and Oceania particularly to Dr. Bernard Vallat Director general of World Organization for Animal Health, Dr. Carlos Alberto Carrera Messuti President of the OIE and Dr. Toshiro Kawashima President of the OIE regional commission for Asia, the Far east and Oceania.

Important changes have been occurred across the globe affecting food safety serious and considerable. The world population has increased by more than 7 billion while approximately 1 billion people are challenging with hunger and mal nutrition.

The prospective for future is not optimistic since the food production should be doubled in developing countries to feed developing countries population by 2050.

The agriculture sector has produced 23% of employment and 31% of GDP in Islamic Republic of Iran and this sector plays fundamental role in supplying of food safety. The livestock and poultry wealth and investment in the terrestrial and aquaculture are of the main national resources. These huge resources have produced not only animal proteins, which are essential for human, but also they resulted in securing job opportunities and employments.

Iran develops a plan protection for these national resources, promoting the incomes and the live hood of many strata of state which have made employing, job opening, job insuring, justice establishing and social-state stability particularizing within regions.

The terrestrial and aquaculture commodities production has increased 14.5 metric tons annually in Islamic Republic of Iran which the animal protein consumption per day per capital has augmented 29 grams within 2010 (The final year of 4th program of Islamic Republic of Iran).

Conclusively the animal protein consumption per day per capita is more than world average index. Islamic Republic of Iran's animal commodities ranks amongst world countries for 5th program of Iran development estimate as following:

Mutton and Lamb: 4th

Goat meat: 7th

Poultry meat: 9th

Honey: 11th

Buffalo meat: 13th

Camel: 19th

Dairy (Raw milk): 21th

Beef: 31th

Accessing of approximately 35 grams from these products in Iranian ration would be feasible and accessible.

Honored guests, the veterinary surgeons and their services in order to maintain and advance in public health, food security, food safety, especially animal's commodities safety, the international mandates and requirements such as OIE standards should be in the context of livestock and their commodities within trades, aquaculture commodities and animal welfare have been turning over, milestone and influential in the international trade.

The recent decades subsequently globalization in various aspect of human life such as globalization in the trade and shortening of distances due to high speed transport (human and animal), economical-political-social crises in different regions across the world and conclusively

the phenomenon of globalization of diseases, all parameters have resulted in occurrence of emerging with high frequency.

More than 95% of international trade such as animals and commodities trades has been attested with WTO members with 149 members and 30 applicant observers (Such as the Islamic Republic of Iran). They have carried out in accordance with SPS.

OIE has been recognized as international reference for standards and requirements of livestock and animals diseases and zoonoses as well. 178 country members should commit to fulfill the standards, requirements and mandates which have been in conformity with OIE terrestrial code and OIE aquatic animal health code.

Ladies and gentlemen, IVO is one of the most strategic administrations at the national level and has had key role and influential in my homeland. The background of IVO in the international arena and collaboration with other international health organization (International intergovernmental) has been prominent and IVO jointed to OIE according to Regional commission for Asia, for the East and Oceania to the bill cabinet.

In accordance with enactment of Majles (Parliament) has been member of MZCP. As well as with FAO, ECO, and codex alimentarius commission was collaborating (conclusively due to membership of I.R. of Iran in these international bodies). Holding the 27th conference of the OIE by hosting of IVO in 2011. In the anniversary of 25th year of beginning of education and training of up to date veterinary sciences and production and propagation this science across the world with sponsorship of OIE and the veterinary associations and institutes with the special slangs.

Veterinary for health, veterinary for food, veterinary for our planet, this year has been nominated the veterinary world year. I congratulate to veterinarians and in this ominous year for this conference and OIE regional commission (Asia, Far east, pacific and Oceania). In order to gain the aims such as information, the recent scientific findings and collaborate and coordinate in execution of compiled programs for Asia, Far East and Oceania. I wish to be prosperous; I wish the Omnipotence made healthy and wealthy life for all Excellencies and dear guests and have a pleasure time here in my homeland.

List of Participants

MEMBERS

AFGHANISTAN

Dr Mohibullah Halimi
Director General
General Directorate of Animal Health &
Production
Ministry of Agriculture, Irrigation & Livestock
GDAH&P, MAIL,
Dar-ul-Aman,
Kabul
AFGHANISTAN
Phone: +93-070 026 7328
Email: mohibullah.halimi@mail.gov.af

Dr Ghulam Ziay
Head of Division of Diagnostic Laboratories
General Directorate of Animal Health &
Production
Ministry of Agriculture, Irrigation & Livestock
GDAH&P, MAIL,
Dar-ul-Aman,
Kabul
AFGHANISTAN
Phone: +93-079 9386 317
Email: ziay_ghulam01@yahoo.com

Dr John Woodford
Technical Advisor
Animal Health Development Programme,
GDAH&P, MAIL,
Dar-ul-Aman,
Kabul
AFGHANISTAN
Phone: +93-079 814 31 92
Email: project@ahdp.net
jdwoodford@gmail.com

AUSTRALIA

Dr Mark Schipp
Chief Veterinary Officer
Department of Agriculture, Fisheries and
Forestry
18 Marcus Clarke Street,
CANBERRA CITY ACT 2601
AUSTRALIA
Phone: +02 62 724 644
Email: mark.schipp@daff.gov.au
jadranka.keillor@daff.gov.au

Ms Jill Mortier
OIE Australia Contact Point
Department Agriculture, Fisheries and
Forestry
GPO Box 858
Canberra
ACT
AUSTRALIA
Phone: +61-2-6272-3535
Fax: +61-2-6272-3150
Email: jill.mortier@daff.gov.au

BHUTAN

Mr Tenzin Dhendup
Department of Livestock,
Ministry of Agriculture & Forestry,
Thimphu,
BHUTAN
Phone: +97 523 231 46
E-mail: t_dhendup@moa.gov.bt
tenzin10@yahoo.com

P. R CHINA

Mr Zhang Zhongqiu
Vice-President of the OIE Regional
Commission for Asia, Far East and Oceania
Director General
Veterinary Bureau
Ministry of Agriculture
No.11 Nongzhanguan Nanli
Chaoyang District, Beijing 100125
P.R. CHINA
Phone: +86-10-5919-3201
Fax: +86-10-5919-2845
E-mail: chinadelegate@agri.gov.cn
xmjwjch@agri.gov.cn

Dr Sun Yan
Consultant-Director
Division of Science, Technology &
International cooperation
Veterinary Bureau
Ministry of Agriculture
No.11, Nongzhan Nanli,
Beijing, 100125
P.R. CHINA
Phone: +86-10-5919-3201
Fax: +86-10-59192845
Email: sunyan@agri.gov.cn
xmjwjch@agri.gov.cn

Mr Zengjun Lu
Associate Researcher
Xujiaping No.1
Yanchangpu
Lanzhou city
Gansu province 730046
P.R. CHINA
Phone: +86-931-8343390
Email: luzengjun920@163.com
zengjunlu@hotmail.com

Mr Jian Du
Senior Veterinarian
China Animal Disease Control Center
Department of Animal Disease Surveillance
No.20 Building, Maizidian Street, Chaoyang
District, Beijing, 100125
P.R. CHINA
Phone: +86-10-59194765
Email: djkmvet@163.com
djkmvet@yahoo.com.cn

Mr Wei Rong
Head of Department
China Animal Health and Epidemiology
Center
Animal Health Standard and Regulation
Department
Nanjng Road 369 #, Qingdao, Shandong
province
P.R. CHINA
Phone: +86-532-85653658
Email: weirong21cn@163.com
weirong21cn@hotmail.com

FIJI

Dr Elvis Silvestrini
Chief Executive Officer
Biosecurity Authority Fiji
Ground floor
Takayawa Building
Toorak Suva
FIJI
Phone: +679 330 2067
Fax: +679 330 1657
E-mail: ceo@biosecurityfiji.com

INDONESIA

Dr Budiantono
Head of Sub-Directorate of Animal Disease
Surveillance
Directorate of Animal Health
Building C, 9th floor
JI. Harsono RM N° 3 Ragunan
Jakarta Selatan 12550
INDONESIA
Phone: +6287770540154
Email: antonbudiantono@yahoo.com

Dr Mira Hartati
Head of Live Animal Quarantine
Animal Quarantine and Biosecurity Center
Building E, 5th floor
JI. Harsono RM N° 3 Ragunan
Jakarta Selatan 12550
INDONESIA
Email: mira.hartati@yahoo.com

Dr Syafril Daulay
Director for Center for Diagnostic Standard of
Agriculture Quarantine
Animal Quarantine and Biosecurity Center
JI. Pemuda N° 64
Jakarta Timur
INDONESIA
Email: syafriDaulay@bbuskp.web.id
nuryanizainuddin@yahoo.com

IRAN

Dr Seyed Mohsen Dastoor
Head of Iran Veterinary Organization (IVO)
Vali - Asr Ave
Seyd Jamaledin Asad Abadi Street
P.O. Box 14155
6349 Tehran
IRAN
Phone: +98 21 88953400
Email: ivohead@ivo.org.ir
ivoquarantine@ivo.org.ir

Dr Mohammad Sobhani Motlagh,
Director
Training Department
IVO
Vali - Asr Ave
Seyd Jamaledin Asad Abadi Street
P.O. Box 14155
6349 Tehran
IRAN
Phone: +98 21 88953400

Dr Amir Ebrahim Maghsodifar
Deputy of Diagnosis & Treatment Department
IVO
Vali - Asr Ave
Seyd Jamaledin Asad Abadi Street
P.O. Box 14155
6349 Tehran
IRAN
Phone: +98 21 88953400

Dr Naser Rasouli Beirami
Livestock disease control, monitoring &
Surveillance Department
IVO
Seyd Jamaledin Asad Abadi Street
P.O. Box 14155
6349 Tehran
IRAN
Phone: +98 21 88953400

Dr Mohsen Meshkat
Health and Prevention Deputy
IVO
Seyd Jamaledin Asad Abadi Street
P.O. Box 14155
6349 Tehran
IRAN
Phone: +98 21 88953400

Dr Samed Yaganeh
Director General of Quarantine and
International Affairs
IVO
Seyd Jamaledin Asad Abadi Street
P.O. Box 14155
6349 Tehran
IRAN
Phone: +98 21 88953400

Dr Hassan Ekhtiarzadeh Zadeh
Deputy of Quarantine and International
Affairs
IVO
Seyd Jamaledin Asad Abadi Street
P.O. Box 14155
6349 Tehran
IRAN
Phone: +98 21 88953400

Dr Hamidebrahim Zadeh
Seyd Jamaledin Asad Abadi Street
P.O. Box 14155
6349 Tehran
IRAN
Phone: +98 21 88953400

Dr Hadi Ghabal Ghadakchi
Seyd Jamaledin Asad Abadi Street
P.O. Box 14155
6349 Tehran
IRAN
Phone: +98 21 88953400

IRAQ

Dr Salah Fadhil Abbas
Director General
Animal Health
Ministry of Agriculture
Wazeriha
Wazeryia, Baghdad
IRAQ
Phone: +964 7704439744
E-mail: iraq_vet2010@zeraa.gov.iq

JAPAN

Dr Toshiro Kawashima
President of the OIE Regional Commission for
Asia, Far East and Oceania
Chief Veterinary Officer
Director of Animal Health Division
Food Safety and Consumer Affairs Bureau
Ministry of Agriculture, Forestry and
Fisheries
1-2-1 Kasumigaseki, Chiyoda-ku
Tokyo

JAPAN

Phone: +81-3-3502-0767

Fax: +81-3-3502-3385

E-mail: toshiro_kawashima@nm.maff.go.jp

Dr Yamato Atagi
Deputy Director
Food Safety and Consumer Policy Division
Ministry of Agriculture, Forestry and
Fisheries

1-2-1 Kasumigaseki, Chiyoda-ku,
Tokyo

JAPAN

Phone: +81-3-3502-8732

Email: yamato_atagi@nm.maff.go.jp
animal_health@nm.maff.go.jp

Dr Noriyoshi Ojima
Deputy Director
Animal Health Division
Food Safety and Consumer Affairs Bureau
Ministry of Agriculture, Forestry and
Fisheries

1-2-1 Kasumigaseki, Chiyoda-ku
Tokyo

JAPAN

Phone: +81-3-3502-8295

Fax: +81-3-3502-3385

E-mail: noriyoshi_ojima@nm.maff.go.jp

KOREA (REP OF)

Dr Kiyoon Chang
Chief Veterinary Officer
Director
88, Gwanmun-ro, Gwacheon-si,
Gyeonggi-do
Republic of KOREA, 427-719
Phone: +82-2-500-2115
Fax: +82-2-504-9427
E-mail: kchangy@korea.kr

Dr Donghwa Park
Assistant Director
Quarantine Policy Division
Ministry for Food, Agriculture,
Forestry and Fisheries
88, Gwanmun-ro, Gwacheon-si,
Gyeonggi-do
Republic of KOREA, 427-719
Phone: +82-2-500-2117
Fax: +82-2-504-9427
E-mail: parkdonghwa@korea.kr

Mr Yeong Chang Ahn
Veterinary Officer
Import Risk Assessment Division
Animal, Plant and Fisheries
Quarantine and Inspection Agency
175 Anyang-ro, Manan-gu, Anyang-si,
Gyeonggi-do,
Republic of KOREA
Phone: +82-31-430-757
Fax: +82-31-467-1883
E-mail: andres@korea.kr

Dr Sungha Yoon
Veterinary Officer
Fishery Products Quarantine Division
Animal, Plant and Fisheries
Quarantine and Inspection Agency
#106 Haneulmaeul-ro,
Ilsandong-gu, Goyang-si, Gyeonggi-do
Republic of KOREA
Phone: +82-31-410-315
Fax: +82-31-929-4777
E-mail: ysha78@korea.kr

MONGOLIA

Dr Batsukh Zayat
Chief veterinary Officer
DVAB, Gov of Mongolia
Government building-11
J.Sambuu street-11, Chingeltei district-4
Ulaanbaatar - 15141,
MONGOLIA
Phone: +976 991 161 01
Email: zbatsukh@magicnet.mn
vetsermongolia@magicnet.mn

NEW ZEALAND

Dr Derek Belton
Manager International Organisations
Policy Department
Ministry of Agriculture and Forestry
PO Box 25
Wellington 6140
NEW ZEALAND
Phone: +644 894 0434
Fax: +64-4-894-0733
E-mail: derek.belton@maf.govt.nz

Mr Brian David Astridge
Market Access Counsellor
Standards Department
Ministry of Agriculture and Forestry
Pastoral House
25 The Terrace
Wellington
NEW ZEALAND
Phone: + 64 4 894 2608
Email: brian.astridge@maf.govt.nz
astridgeb@extra.co.nz

PHILIPPINES

Dr Davinio P. Catbagan
Vice President of the OIE Regional
Commission for Asia, Far East and Oceania
Assistant Secretary for Livestock
Department of Agriculture
Elliptical Rd., Diliman,
Quezon City
PHILIPPINES
Phone: +632 929-6860/+632 929-6949/+632
+09175359970
E-mail: da_aseclivestock@yahoo.com
dpcatbagan@yahoo.com

SINGAPORE

Dr Kelvin Lim Zhi Jian
Senior Veterinarian
Food Establishment Regulation Department
Agri-Food & Veterinary Authority of
Singapore
5 Maxwell road #18-00 tower block
MND complex,
Singapore 069110
SINGAPORE
Phone: +6563258491
Email: kelvin_lim@ava.gov.sg

Dr Yap Him Hoo
Director
Regulatory Administration Department
Agri-Food & Veterinary Authority of
Singapore
5 Maxwell road #18-00 tower block
MND complex, Singapore 069110
SINGAPORE
Phone: +6563257836
Email: yap_him_hoo@ava.gov.sg

SRI LANKA

Dr Ariyapala Katulanadage Dharmasiri
Deputy Director
Department Livestock Planning and
Economics
Department of Animal Production and Health
P.O.Box-13
Peradeniya
SRI LANKA
Phone: +0094-71-4419863
Email: kdariyapala@yahoo.com
dgdaph@sltnet.lk

CHINESE TAIPEI

Dr Huang Kwo-Ching
Deputy Director General
Bureau of Animal and Plant Health
Inspection and Quarantine
9Fl, No. 51, Chung-Ching South Road, Section
2, Taipei
TAIWAN
Phone: +886-2-2343-1464
Email: delegate@mail.baphiq.gov.tw

Dr Dong Hawderk
Deputy Director
Animal Quarantine Division
Bureau of Animal and Plant Health
Inspection and Quarantine
8Fl, No. 51, Chung-Ching South Road, Section
2, Taipei
TAIWAN
Phone: +886-2-2343-1433
Email: hawderk@mail.baphiq.gov.tw

Dr Huang-Lin Kao
Specialist
Animal Quarantine Division
Bureau of Animal and Plant Health
Inspection and Quarantine
Council of Agriculture, Executive Yuan
8F, No. 51, Chung-Ching S RD., Sec. 2,
Taipei, TAIWAN 100
Phone: +886-2-3343-2068
Fax: +886-2-2396-3691
Email: hlkao@mail.baphiq.gov.tw

Dr Mai Van Hiep
Deputy
Department of Animal Health
Representative office of DAH in HCM city
521/1 Hoang Van Thu - Tan Binh District
Ho chi Minh City
VIETNAM
Phone: +84 -8 38452528
Email: hiepmaivan@yahoo.com

VIETNAM

Dr Van Dang Ky
Chief of Epidemiology Division
Epidemiology Division
Department of Animal Health
15/78 Giai Phong Road - Phuong Mai
Dong Da District
Ha Noi Capital
VIETNAM
Phone: +84-4-38685104
Email: vandangky@yahoo.com
vandangky.dah@gamil.com

SPEAKERS TECHNICAL ITEM

Professor Stuart MacDiarmid
Principal Adviser Risk Analysis
Policy Branch, International Standards
Ministry of Agriculture and Forestry
PO Box 2526
Wellington
NEW ZEALAND
Phone: +64 4 894 0420
E-mail: stuart.macdiarmid@mat.govt.nz

Dr Kenichi Sakamoto
Chief of Diagnostic Laboratory
Member of the OIE Scientific Commission
Department of Exotic Diseases Research
National Institute of Animal Health
6-20-1 Josui-honcho, Kodaira
Tokyo, 187-0022
JAPAN
Email: skenichi@affrc.go.jp

INTERNATIONAL ORGANISATIONS

European Commission

Dr Etienne Bonbon
Veterinary officer
European Commission
DG SANCO - G2 - 03/88
Froissart 101
1049 Brussels
BELGIUM
Phone: +32 229 85 845
Email: etienne.bonbon@ec.europa.eu

FAO

Dr David Mario Castellan
Senior Veterinary Epidemiologist
Emergency Centre for Transboundary Animal
Diseases
FAO Regional Office for Asia and the Pacific
39 Phra Athit Road, Pranakorn,
Bangkok 10200
THAILAND
Phone: +662 697 4282
Email: david.castellan@fao.org

OBSERVERS

Ms Pui Ying, May Tse
Veterinary Officer Residue Control
Agriculture, Fisheries and Conservation
Department
Hong Kong Government
Tai Lung Veterinary Laboratory
Lin tong mei sheng shui N.T.
HONG KONG
Phone: +852 2455 2271
Fax: +852 2461 8421
Email: may-py-tse@afcd.gov.hk

Dr Esther To
Veterinary Officer Animal Management
Development
Agriculture, Fisheries and Conservation
Department
Hong Kong Government
303 Cheung Sha Wan Road
Kowloon
HONG KONG
Phone: +852 9723 8208
Email: esther_mw_to@afcd.gov.hk
toesther@gmail.com

Dr Howard Wong
Principal Veterinary Officer
Agriculture, Fisheries and Conservation
Department
Hong Kong Government
303 Cheung Sha Wan Road
Kowloon
HONG KONG
Phone: +852 6017 1915
Email: howard_kh_wong@afcd.gov.hk
howiebrou@yahoo.co.uk

Mr Gemmeke Emar
Veterinary and Phytosanitary Counsellor
Agriculture, Nature and Food Quality
Department
Embassy of the Kingdom of the Netherlands
in Beijing
4, Liangmache Nanlu Rd, Beijing 100600
P.R. CHINA
Phone: +86-10-8532-0260
Fax: +86-10-8532-0303
E-mail: pek-lnv@minbuza.nl
emar.gemmeke@minbuza.nl

Mr Chetan Kumar Thota
Director
international Business Development
Allanasons limited
Allana Centre, 113/115, m.g. Road
Abdul Razak Allana Marg Fort
Mumbai 400 001
INDIA
Phone: +91 4027849047
Email: ckthota@allana.com
fcalthyd@allana.com

Mr Afzal Aziz
President - International Business
Allanasons Limited
Allana Centre, ARJ Allana Marg
113/115 MG Road, Fort, Mumbai - 400001
INDIA
Phone: +91 226 656 9000
Email: aaziz@allana.com
info@allana.com

Mr Emin G. Shahbaziv
Deputy Chairman
Azerbaijan Republic State Veterinary Service
Under the Ministry of Agriculture
37106 Baku
Najaf Narimanov st., 7a
AZERBAIJAN
Phone: +994 12562 6762
E-mail: e_shanbazov@yahoo.com

Dr Mohammed Jebur Kadhim
Vet. Doc. Consultant
Biomanar Pharma Co.
Alsinak Sq. Near Public Notery
IRAQ
Mobile: 964 790 135 4164
964 780 137 0883
E-mail: bio.manar.pharma@gmail.com

OIE HEADQUARTERS

Dr Carlos Correa Messuti
President of the World Assembly of Delegates
Ministerio de Ganadería
Agricultura y Pesca
Constituyente 1476
Montevideo
URUGUAY
Tel: +598-24126358
Phone: +598-24126331
E-mail: ccorrem@multi.com.uy

Dr Bernard Vallat
Director General
World Organisation for Animal Health (OIE)
12 rue de Prony
F-75017 Paris
FRANCE
Tel: +33-1-44-15-18-88
Phone: +33-1-42-67-09-87
E-mail: oi@oie.int

Dr François Caya
Head
Regional Activities Department
World Organisation for Animal Health (OIE)
12, Rue de Prony
75017, Paris
FRANCE
Tel: 33-1-44-15-18-88
Fax: 33-1-42-67-09-87
E-mail: f.caya@oie.int

Dr Karim Ben Jebara
Head
Animal Health Information Department
World Organisation for Animal Health (OIE)
12, Rue de Prony
75017, Paris
FRANCE
Tel: 33-1-44-15-18-88
Phone: 33-1-42-67-09-87
E-mail: k.benjebara@oie.int

Ms Nathaly Monsalve
Conference Coordinator
Regional Activities Department
World Organisation for Animal Health (OIE)
12, Rue de Prony
75017, Paris
FRANCE
Tel: +33-1-44-15-19-74
Fax: +33-1-42-67-09-87
E-mail: n.monsalve@oie.int

OIE REGIONAL REPRESENTATION FOR ASIA AND THE PACIFIC

Dr Itsuo Shimohira
Regional Representative
OIE Regional Representation for Asia and the Pacific
Food Science Building 5F,
The University of Tokyo,
1-1-1 Yayoi, Bunkyo-ku,
Tokyo 113-8657
JAPAN
Phone: +81-3-5805-1931
Email: i.shimohira@oie.int
rr.asiapacific@oie.int

Dr Tomoko Ishibashi
Senior Deputy Regional Representative
OIE Regional Representation for Asia and the Pacific
Food Science Building 5F,
The University of Tokyo,
1-1-1 Yayoi, Bunkyo-ku,
Tokyo 113-8657
JAPAN
Phone: +81-3-5805-1931
Email: t.ishibashi@oie.int
rr.asiapacific@oie.int

Ms Yuka Fay
Secretary
OIE Regional Representation
for Asia and the Pacific
Food Science Building 5F,
The University of Tokyo,
1-1-1 Yayoi, Bunkyo-ku,
Tokyo 113-8657
JAPAN
Phone: +81-3-5805-1931
Email: v.fay@oie.int
asia-pacific@oie.int

**OIE SUB-REGIONAL
REPRESENTATION FOR SOUTH-EAST
ASIA**

Dr Ronello Abila
OIE Sub-Regional Representative
for South-East Asia
c/o Department of Livestock Development
69/1 Phya Thai Road,
Ratchathewi 10400, Bangkok
THAILAND
Phone: +66-2-653-4864
Fax: +66-2-653-4904
E-mail: r.abila@oie.int

Dr Alexandre Bouchot
Technical adviser
OIE Sub-Regional Representative
for South-East Asia
c/o DLD, 69/1 Phaya Thai Road,
Ratchathewi 10400, Bangkok
THAILAND
Phone: +66-2-653-4864
Fax: +66-2-653-4904
E-mail: a.bouchot@oie.int

Agenda

1. Update on the OIE vision for the future.
2. Activities of the OIE Regional and Sub-Regional Representations.
3. Technical Item I: “Active participation of Members in the development of the OIE Codes”.
4. Activities of the OIE Regional Commission for Asia, the Far East and Oceania and proposal of a Regional Work Plan Framework 2011-2015.
5. Implementation of OIE international standards for terrestrial and aquatic animals as defined in the OIE Codes and Manuals, and in the OIE Guidelines.
6. Special celebration of VET2011.
7. Technical Item II: “Epidemiological developments and control of FMD in Asia”.
8. Veterinary legislation situation in Asia, Far East and Oceania.
9. Animal health situation of Member Countries during the first semester of 2011.
10. Veterinary education needs in the Region.
11. Case study: Country experience in the implementation of the OIE PVS Pathway.
12. Progressive Control Pathway (PCP) and Endorsement of Official Control Programme for FMD in the Region.
13. Presentations by international and regional organisations.
14. Update on the activities of the OIE Twinning process in the Region.
15. Other matters:
 - Date, venue and agenda items for the 28th Conference of the OIE Regional Commission for Asia, the Far East and Oceania.

Programme

Saturday 19 November 2011

4:30 pm Registration and distribution of documents

Sunday 20 November 2011

8:30 am Registration and distribution of documents (Cont)

9:00 am Opening Ceremony

- Dr Seyed Mohsen Dastoor, OIE Delegate for Iran;
- Dr Toshiro Kawashima, OIE Delegate of Japan and President of the OIE Regional Commission for Asia, the Far East and Oceania;
- Dr Carlos Correa Messutti, President of the World Assembly of Delegates;
- Dr Bernard Vallat, OIE Director General;
- Representatives of Iranian Government

9:45 am Group photo

10:00 am Break

10:30 am - Election of the Conference Committee (Chairperson, Vice-Chairperson and Rapporteur General)
- Election of Session Chairpersons and Rapporteurs for technical items and animal health situation
- Adoption of the Agenda and Timetable

11:00 am Update on the OIE vision for the future (Dr Bernard Vallat, OIE Director General)

12:00 pm Activities of the OIE Regional and Sub-Regional Representations (Dr Itsuo Shimohira, OIE Regional Representative and Dr Ronello Abila, OIE Sub Regional Representative)

12:30 pm Lunch

2:00 pm Technical Item I: "Active participation of Members in the development of the OIE Codes" (Dr Stuart MacDiarmid, Principal Adviser Risk Analysis and Adjunct Professor in Veterinary Biosecurity, Massey University)

3:00 pm Activities of the OIE Regional Commission for Asia, the Far East and Oceania and proposal of a Regional Work Plan Framework 2011-2015 (Dr Toshiro Kawashima, President of the OIE Regional Commission for Asia, the Far East and Oceania)

3:30 pm Break
(Preparation of recommendation for Item I by designated small group)

- 4:00 pm Presentation from the Iran Veterinary Organisation (IVO)
- 5:00 pm Implementation of OIE international standards for terrestrial and aquatic animals as defined in the OIE Codes and Manuals, and in the OIE Guidelines (Dr Stuart MacDiarmid, Principal Adviser Risk, Analysis and Adjunct Professor in Veterinary Biosecurity, Massey University)
- 6:00 pm Special celebration of VET2011
- 7:00 pm End of the session
- 7:30 pm Reception given by the Government of Iran

Monday 21 November 2011

- 9:00 am Technical Item II: “Epidemiological developments and control of FMD in Asia” (Dr Kenichi Sakamoto, Chief of Diagnostic Laboratory, Department of Exotic Diseases Research, National Institute of Animal Health)
- 10:00 am Veterinary legislation situation in Asia, Far East and Oceania (Dr Alexandre Bouchot, HPED Programme Coordinator, Technical Advisor)
- 10:30 am Break
(Preparation of recommendation for Item II by designated small group)
- 11:00 am Animal health situation of Member Countries during the first semester of 2011 (Dr Karim Ben Jebara, Head Animal Health Information Department)
- 12:00 pm Veterinary education needs in the Region (Dr Tomoko Ishibashi, OIE Senior Deputy Regional Representative)
- 12:30 pm Lunch
- 2:00 pm Case study: Country experience in the implementation of the OIE PVS Pathway (Philippines)
- 2:30 pm Progressive Control Pathway (PCP) and Endorsement of Official Control Programme for FMD in the Region (Dr Ronello Abila, OIE Sub Regional Representative)
- 3:00 pm Presentations by international and regional organisations
- 4:00 pm Break
- 4:30 pm Update on the activities of the OIE Twinning process in the Region (Dr François Caya, Head OIE Regional Activities Department)
- 5:00 pm Discussions of Recommendations N° 1 and 2
- 5:30 pm Date, venue and agenda items for the 28th Conference of the OIE Regional Commission for Asia, the Far East and Oceania
- 7:00 pm Reception given by the OIE

Tuesday 22 November 2011

8.00 am Professional and guided cultural visit

Wednesday 23 November 2011

9.00 am Adoption of the draft Final Report and Recommendations

10.30 am Break

11.00 pm Closing Ceremony

Recommendation No. 1
Active participation of Members in the development of the OIE Codes

CONSIDERING THAT:

1. The OIE develops international standards for diseases control methods and safe trade in animals and animal products and these standards are adopted by the World Assembly of Delegates;
2. These OIE standards are published in the *Terrestrial Animal Health Code* and the *Aquatic Animal Health Code*;
3. The OIE *Codes* outline science-based sanitary measures which the Veterinary Authorities (or other Competent Authorities) of Members should apply to manage risks posed by animal diseases and zoonoses;
4. The World Trade Organization's Agreement on the Application of Sanitary and Phytosanitary Measures recognises the OIE as the international standards setting body for matters pertaining to animal diseases and zoonoses;
5. The application of the *Code* standards by OIE Members is the cornerstone to facilitating safe international trade in animals and animal products;
6. The standards published in the *Codes* are developed and updated through a flexible, transparent and rapid process which depends on the active participation of OIE Members;
7. Analysis of data from OIE records reveals a low level of participation by Members in the Asia, the Far East, and Oceania Region in the process of developing *Code* standards;
8. According to the analysis of data from a questionnaire, time provided by the OIE and lack of expertise in Member countries are the most common barriers to participation faced by Members in the Region;
9. Analysis of data from a questionnaire indicates that the extent to which Competent Authorities in the Region consult with farming and aquaculture organisations when formulating comments on draft *Code* texts is low;
10. The two-year cycle of standard development requires careful scheduling of Specialist Commission meetings and *ad hoc* group meetings around the annual General Session of the World Assembly of Delegates and it would be very difficult for the OIE to provide significantly more time for Members to provide comments;
11. Most Members in the Region have OIE National Focal Points nominated but there is a still a turnover of these Focal Points that occurs frequently; and
12. Few Members in the Region use the modern methods of email lists and website postings when consulting with stakeholders on proposed changes to *Code* texts and informing them of new or revised texts when they have been adopted.

THE OIE REGIONAL COMMISSION FOR THE FAR EAST, ASIA AND OCEANIA
RECOMMENDS THAT:

1. The OIE continue to provide support to Members of Asia, the Far East and Oceania Region in strengthening their Veterinary Services by implementing, if needed, the OIE PVS Pathway;
2. OIE Members ensure, as much as possible, the stability of their national Focal Points so the expertise gained in capacity building activities be sustainable for the Veterinary Services;
3. The OIE continue to provide support to Members in the Far East, Asia and Oceania Region through the ongoing provision of seminars for OIE National Focal Points;
4. The OIE Regional and Sub-Regional Representations of the Region organise, with the support of Headquarters and Members of the Specialist Commissions, workshops to train Members to assess critically and comment constructively on draft *Code* texts;
5. OIE Members in the Region be encouraged to develop efficient processes, including email lists in conjunction with website postings, for consulting with relevant stakeholders on proposed changes to *Code* texts and informing stakeholders of new or revised *Code* texts once they have been adopted;
6. The OIE Regional and Sub-Regional Representation of the Region organise, with the support of Headquarters, workshops to assist Members to develop email lists in conjunction with website postings as a tool for communicating with stakeholders;
7. OIE Members in the Region strengthen the level of consultation with farming and aquaculture producer organisations when formulating comments on draft *Code* texts;
8. Members of the Region consider the possibility to develop mechanisms for the Region to come up to eventual common position regarding OIE standards;
9. With the support of the OIE Headquarters, the OIE Terrestrial Animal Health Standards Commission and the Aquatic Animal Health Standards Commission progress the proposal to develop official guidelines on the OIE standards setting process and consider Members' comments; and
10. The OIE establish a mechanism providing detailed scientific information, article by article, on significant *Code* text under creation or modification, when appropriate.

Recommendation No.2
Epidemiological developments and control FMD in the Region

CONSIDERING THAT:

1. The human and animal population of the Region, in 2011, represents the major part of the overall world human and animal population;
2. The consumption of animal products in this Region will augment with the constant increase and access of the human population to middle class ;
3. In the Region, FMD outbreaks have continuously occurred widely and appear to spread even more quickly;
4. The increase cross boundary movement of people, animals, animal products and other commodities represents a high risk of spreading FMD and other animal infectious diseases;
5. Phylogenic analysis of FMDVs isolates in the Members of the Region and their neighbours suggests that FMD outbreaks are closely linked to each other's;
6. In most cases, there are good matching vaccines available against FMDVs occurring in Region, but for some FMD viruses, especially the recent Asia 1 and some SEA topotype isolates, no suitable matching vaccines are currently available;
7. Due to the epidemiological role of pigs in FMD, the involvement of this species in an outbreak can complicate its containment; and
8. In the context of the upcoming Joint FAO /OIE Global Conference on FMD Control, the OIE and FAO are currently working together on the development of the Global Strategy for FMD control

THE OIE REGIONAL COMMISSION FOR ASIA, THE FAR EAST AND OCEANIA
RECOMMENDS THAT:

1. The OIE continue its support for building good governance capacity of Veterinary Services through the implementation of the OIE PVS Pathway;
2. In order to prevent FMD to spread in the Region, the OIE Members establish more effective measures to strengthen border controls through mutual collaboration;
3. In order to reduce the economic damages caused by FMD in the region, the OIE Members early notify systematically the occurrence of FMD by using the OIE World Animal Health Information System (WAHIS);
4. The OIE Members continue to improve their FMD control strategies in order to ensure early detection and rapid control of FMD outbreaks;
5. The OIE Members ensure the use of FMD vaccines produced according to the standards of the OIE Manual of Diagnostic Tests and Vaccines for Terrestrial Animals and that those vaccines do not contain, as much as possible, non-structural proteins;

6. The OIE Members ensure the use of vaccines matching field strains by sending isolated viruses to the OIE FMD Reference Laboratories for virus characterization;
7. The OIE provide support for the improvement of FMD diagnostic capacity in the Region by promoting and implementing Twinning activities and specific regional workshops in Member countries;
8. The OIE, with the support of Members, OIE Reference Laboratories, and Collaborating Centers, evaluate potential alternative tools, such as the use of antiviral agent in pigs, as complementary to existing disease control methods; and
9. The OIE Members ensure that the Global Strategy for FMD control reflects their specificities regarding that disease by actively participating in the South-East Asia and China Foot and Mouth Disease (SEACFMD) Programme and/or the OIE/JTF Project on FMD Control in Asia and apply when relevant, on a voluntary basis, to the OIE for official recognition of their national control programme in the framework of the FMD Progressive Control Pathway (PCP);
10. The OIE Members of the Region collaborate and share information, using all appropriate mechanisms, in order to ensure a harmonized approach to FMD control strategies;
11. The OIE and its Members develop strategies ensuring compliance of producers with vaccination campaign needs;
12. With the experience gained in pilot project of vaccines banks, the OIE pursue work towards expanding this concept to other regions, especially for FMD vaccine; and
13. The OIE stimulate research addressing the need for a better understanding of the epidemiology of FMD, including the role of wildlife.

MOTION OF THANKS

The President and the Members of the OIE Regional Commission for Asia, the Far East and Oceania, the Director General of the OIE, the President of the OIE World Assembly of Delegates, members of delegations, members representatives, representatives of international and regional organisations and observers, wish to express their gratitude to the Government of Iran, the Host Country of the 27th Conference of the OIE Regional Commission, held from 19 to 23 November 2011 for the excellent welcome extended to the participants and for all facilities made available to them during their stay in Tehran.