



World Organisation
for Animal Health



Ministry of Agriculture

34TH CONFERENCE OF THE REGIONAL COMMISSION FOR ASIA AND THE PACIFIC

Jakarta, Indonesia, 22-25 September 2025

INFORMATION SHEET



BOROBUDUR HOTEL

Jalan Lapangan Banteng Selatan, P.O.Box 1329, Jakarta
10710, Indonesia

Telp.: (62-21) 380 5555, (62-21) 383 5000 | Fax : (62-21) 380 9595 |

Email: welcome@hotelborobudur.com

- **Air ticket**

Each delegate is responsible for covering their own travel expense.

- **Accommodation**

The Host Country has reserved rooms at the Borobudur Hotel (see directions below). Participants are responsible for making their own bookings using the provided reservation link. Each participant is responsible for making the payment in accordance with the promotional rate arranged by the organising committee.

Hotel Information

HOTEL BOROBUDUR BOOKING LINK

Visit the link and choose your preferable room directly, or kindly ask the committee to help you book the room.

Title Promo Code: KEMENTAN

Booking period: Immediately - 21 September 2025

Stay Period: 21 - 29 Sep 2025

Price: start from Superior; 1.100.000 net include breakfast

Link: <https://booking.hotelborobudur.com/promocode?pc=SEJKSC9LRUIFTIRBTg==>




We would also like to inform you of alternative accommodation options located near the Borobudur Hotel: the Oasis Amir Hotel and the Lumire Hotel (address details provided below).

However, we recommend that you make your reservation at the Borobudur Hotel, as it will serve as the event venue. Should you prefer to stay at the Oasis Amir Hotel or Lumire Hotel, please contact the organizing committee for assistance with the reservation or use this link to book the hotel

<https://docs.google.com/forms/d/e/1FAIpQLSfDU4bWjEh9t81H1LcQE5FdfBK2rT5-fGdbprN7W0angqf0KA/viewform>

Hotel Borobudur Jakarta ★★★★★
Jl. Lapangan Banteng Selatan No.1 [Hotel details](#)



Sun, 21 Sep 2025 - Mon, 22 Sep 2025 1 night 2 Adult KEMENTAN Update

Promo code **KEMENTAN** applied.

Rate Includes:

- Breakfast for 2 Person at Bogor Cafe
- Free Wi-Fi
- Government Tax & Service Included

All guaranteed reservation

Any cancellation received 3 Day prior arrival will be charge 1 Nights cancellation fee will be charged to credit card. and no-show will charge 1 night guarantee

For more detail, please contact our sales team (April) at 081398976932

Hotel Information

The committee does not provide transportation between the Oasis Amir and Lumire hotels to the event venue.

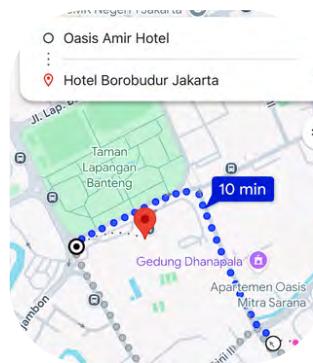


1. Oasis Amir Hotel

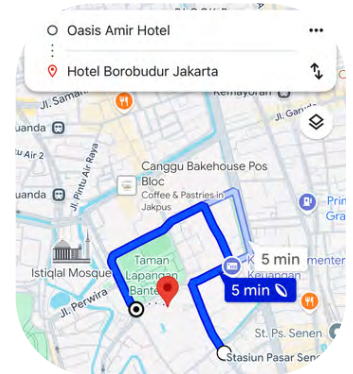
Jl. Senen Raya No.135-137 Blok A, Senen, Kec 10410
Central Jakarta Special Capital Region of Jakarta

Telp : [+62 21 3863062](tel:+62213863062)

<https://maps.app.goo.gl/xcSioHYv4uAVmoLi7>



If you stay at Oasis Amir Hotel you can walk directly to Borobudur Hotel for 10 minutes walking distance



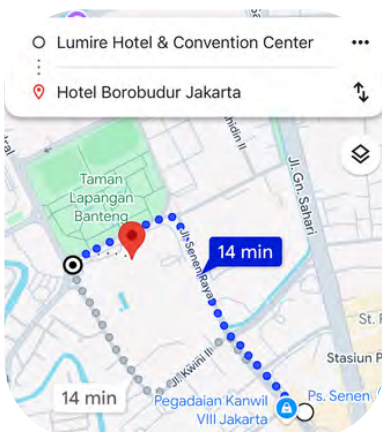
If you prefer using ride-hailing services (gojek/grab apps) or taxi, It's a 5 minutes drive



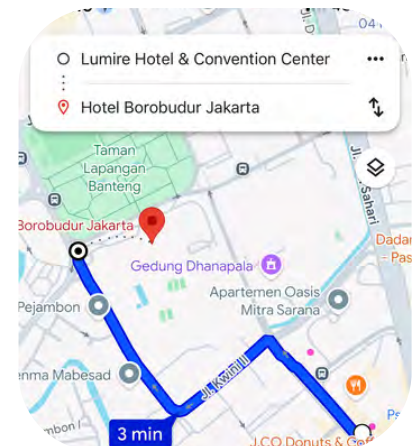
2. Lumire Hotel

Jl. Senen Raya no. 135 10410 Jakarta
[+62 21 3442828](tel:+62213442828)

<https://maps.app.goo.gl/vUiVcnRLV3s8HKn96>



If you stay at Lumire Hotel you can walk directly to Borobudur Hotel for 14 minutes walking distance



If you prefer using ride-hailing services (gojek/grab apps) or taxi, It's a 3 minutes drive

Venue

Borobudur Hotel

Jalan Lapangan Banteng Selatan, P.O.Box 1329, Jakarta 10710, Indonesia

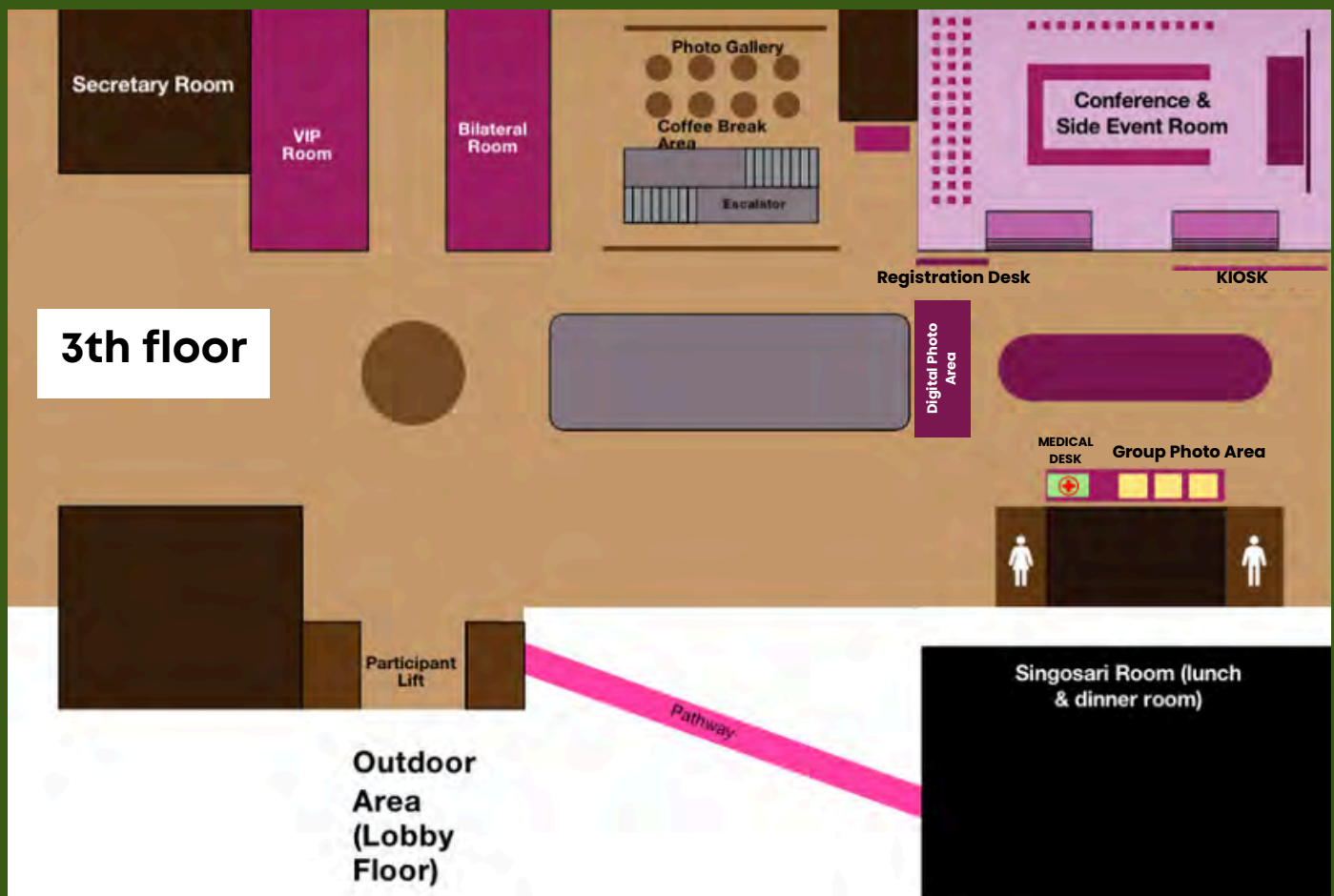
Telp.: (62-21) 380 5555, (62-21) 383 5000 | Fax: (62-21) 380 9595 |

Email: welcome@hotelborobudur.com

Location: <https://maps.app.goo.gl/n5aK6ftr2ezFCEqY6>



Event Layout



*Read Direction on the next slide



Room Directory

- The Hotel Lobby is located on the 2nd Floor, accessible directly from the main entrance.
- The Event Rooms & Ballroom are located on the 3th Floor, accessible by elevator or escalator from the Lobby.
- VIP Room is called Belitung Room
- Bilateral Room (Bangka Room)
- Secretary Room (Bengkalis Room)
- Main Conference Room (Sumba Room)
- Lunch & Dinner Room (Singosari Room)



Main Meeting Room

HOME



Main Meeting Room

HOME

Visa requirements

All participants are responsible for enquiring about visas and/or transit visas required and making the necessary arrangements to obtain them for the full round trip. Please refer to the Travel Information page on the Official Conference Website

<https://rr-asia.woah.org/en/regional-commission/34th-conference-of-the-regional-commission-for-asia-and-the-pacific/travelinformation>

Additional information

The Host Country will cover coffee breaks/lunches. Two official dinners will be hosted by Indonesia and one by WOAHA during the Conference from 22 to 25 September 2025. Information about the event will be announced during the Conference.

Health advisory

The organisers will not be responsible for your life/medical/travel insurance nor for any accidents/illness or losses of personal belongings which may occur. It is advisable that you obtain your own insurance coverage.

It is important to note that foreign visitors/travelers are generally requested to pay the full cost of medical care at the clinic or hospital if you get medical treatment in Indonesia even you have travel insurance. For those who have insurance, it will be reimbursed by the insurance company later, according to their policy. The committee provides medical services for health consultations, which will be located in front of the meeting room. Please report any health issues that require immediate attention.




Currency and Payment

Major credit cards, such as VISA and MasterCard, are widely accepted in Indonesia. However, it is recommended that you exchange a portion of your money into Indonesian Rupiah (IDR) upon arrival at Jakarta Airport, as you may need cash for certain expenses such as taxi, train, or bus fares.

The official currency of Indonesia is the Indonesian Rupiah (IDR). As of 14 September 2025, the exchange rate is approximately 1 USD = IDR 16,416.

Travel tips



In Jakarta, the average temperature in September typically ranges from around 33°C (91°F) during the day to 25°C (77°F) at night. Rainfall is moderate, averaging about 62 mm over the month. Overall, September is considered a pleasant time to visit the city, with a balance of sunny days and occasional showers.

Electricity in Jakarta operates at 230 V with a frequency of 50 Hz. The standard plug type is Type C (see picture below). Travellers are advised to bring a suitable adapter or conversion plug if required.

Food restrictions

If you have specific dietary restrictions—such as allergies, religious requirements, vegetarian, or vegan—please kindly arrange your own meals in advance or you may inform the organisers in advance, so we can do our best to accommodate your requests accordingly. We cannot guarantee your requests will be satisfied.

Consent for Data Protection Protocol

(photos and video taken during the Conference)

Your presence in the workshop both physical and virtual will be recorded for the purpose of publication or news on social media, e.g. the organiser's website and account on X.

You have rights to access and rectify your personal data, as well as to request erasure and obtain data portability under certain circumstances. To exercise these rights, or if you have any questions about the processing of your data, you can contact our data protection officer at dpo@woah.org.

Useful contacts

If you have any queries concerning hotel booking or other related issues at the event, kindly contact one of our local organising committee below:

- **Mrs. Melany : +62 818 216 287**
- **Mr. Aswin : +62 851 9003 1664**
- **Mr. Rafi : +62 878 8504 3029**

Information Desk for Delegate

After completing immigration, you will proceed to the baggage claim area. On the first conveyor after immigration, you will see the Indonesian Quarantine Office on the right. The Organising Committee will provide an Information Desk for Delegates. Please visit the Information Desk for information on transportation to the hotel from the airport and currency exchange.

Travel To Hotel

A.

Ride-Hailing Services (Duration: 1 hour to 2 hour, Cost: Around IDR 135.000- 250.000)

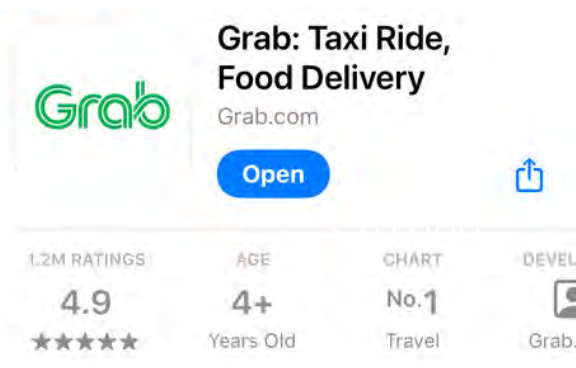
Download the apps

- The application for ride services is available in Appstore/Google play store. You can download it for free. You can choose between “Gojek” or “Grab”



<https://apps.apple.com/id/app/gojek/id944875099>

<https://apps.apple.com/id/app/grab-taxi-ride-food-delivery/id647268330>



- After the application installed, register with your e-mail or phone number. You will get a verification code to complete the registration.

Ordering the ride

- After exiting the arrival hall terminal 3, you will find many taxi's offering but please go straight and exit the terminal building first and cross the street.
- After crossing the street, you will find Grab and Gojek booth.
- You can meet the dispatcher at the Grab and Gojek point to help you navigate the apps and ordering the ride to the hotel



Travel To Hotel

B.

Taxi Services (Duration: 1 hour to 2 hour,
Cost: Around IDR 200,000 to IDR 300,000)

For taxi services, we recommend using Bluebird group taxi service After exiting the arrival hall terminal 3, you will find many taxi's offering but please go straight and exit the terminal building first and cross the street. After crossing the street, you will find the official Bluebird group taxi service You can get a queuing number from a dispatcher and wait for your Bluebird taxi and show the number to the Bluebird driver or the dispatcher



Attractions around Borobudur Hotel

Jakarta is considered as a city that never sleeps, there's lots of places to fulfill your wonder. We provide some information about attractions and activities around Jakarta to accompany you during your visits and in between conference. You can easily visit all these places by using taxi or hail-ride services. Distances listed below are measured from Borobudur Hotel



1. SHOPPING MALL

- **Grand Indonesia**

(6,0 km/20 minutes drive)

Grand Indonesia is an integrated multipurpose complex at Thamrin Road in Central Jakarta, Indonesia. It is located near the Selamat Datang Monument. It became the 4th largest mall in Indonesia. There is also Galeri Indonesia Kaya inside the mall that showcases the Indonesian culture and biodiversity, which is located at the 8th floor of the West Mall.

<https://maps.app.goo.gl/Bhw47WYQGci6Rbph7>

- **Plaza Indonesia**

(6,0 km/20 minutes drive)

Plaza Indonesia is a shopping mall located at Jalan M.H. Thamrin, Central Jakarta, Indonesia. It is located beside Grand Indonesia, at the corner of one of the landmarks of Jakarta, The Selamat Datang (Welcome) Monument. It is also home to Cold Storage's first Indonesian branch.

<https://maps.app.goo.gl/trpDUQaE4c3Rc5LW6>

- **Pacific Place**

(10,0 km/30 minutes drive)

The Pacific Place Jakarta is a multipurpose building located in the Sudirman Central Business District, South Jakarta, Indonesia. The building is divided into three different sections: the six-floor Pacific Place Mall, the One Pacific Place Office Center, The Ritz-Carlton Pacific Place hotel, ballroom, and service apartment, and Pacific Place Residence. In January 2017 was recognized by Forbes as one of the top shopping malls in Jakarta.

<https://maps.app.goo.gl/c9rznwdu1sH9TN3a8>

2.

HISTORICAL PLACES

- **National Monument of Indonesia**

(1,2 km/ 5 minutes drive/ 11 minutes walk)

<https://maps.app.goo.gl/gGiiCdpBZpk8NSC4A>

The National Monument (Monas) is a 132-meter (433-foot) obelisk standing tall at the heart of Merdeka Square in Central Jakarta. Built to honor Indonesia's fight for independence, it features a golden flame at the top, symbolizing the unwavering spirit of the Indonesian people. The monument and its museum are open to the public daily from 08:00 to 16:00 Western Indonesia Time (UTC+7), except on Mondays when it's closed. Since April 2016, Monas also welcomes visitors at night: from 19:00 to 22:00 on Tuesdays to Fridays, and from 19:00 until midnight on Saturdays and Sundays.

- **National museum of Indonesia**

(3,7 km/11 minutes drive)

<https://maps.app.goo.gl/FkzZfMEZEBrrbmXL6>

The National Museum of Indonesia (Indonesian: *Museum Nasional Indonesia*) is an archeological, historical, ethnological, and geographical museum located in Jalan Medan Merdeka Barat, Central Jakarta, right on the west side of Merdeka Square. The museum has endeavoured to preserve Indonesia's heritage for two centuries. The museum is regarded as one of the most complete and the best in Indonesia, as well as one of the finest museums in Southeast Asia. The museum has preserved about 141,000 objects, ranging from prehistoric artifacts to archeology, numismatics, ceramics, ethnography, history and geography collections. It has comprehensive collections of stone statues of the classical Hindu-Buddhist period of ancient Java and Sumatra as well as quite extensive collections of Asian ceramics.

- **Old Batavia/Jakarta Old Town**

(6,0 km/ 20 minutes drive)

<https://maps.app.goo.gl/frWABsUFW97myDPM7>

Kota Tua Jakarta (Indonesian for "Jakarta Old Town"), officially known as Kota Tua is a neighborhood comprising the original downtown area of Jakarta, Indonesia. The site contains Dutch-style structures mostly dated from 17th century, when the port city served as the Asian headquarters of VOC during the heyday of spice trade. The largely Chinese downtown area of Glodok is a part of Kota Tua.



3. PLACES OF INTEREST

- **Istiqlal Mosque and The Jakarta Cathedral**

(1,2 km/8 minutes walk/4 minutes drive)

<https://maps.app.goo.gl/nG42cGzgcU3KUBui8> (Istiqlal Mosque)

<https://maps.app.goo.gl/NqCBbGmRFGgwvsfF8> (Chatedral)

Istiqlal Mosque (Indonesian: *Masjid Istiqlal*) in Jakarta, Indonesia is the largest mosque in Southeast Asia and the ninth largest mosque in the world in terms of worshipper capacity. Built to commemorate Indonesian independence, this national mosque of Indonesia was named "Istiqlal", an Arabic word for "independence". The mosque was opened to the public on 22 February 1978. Within Jakarta, the mosque is positioned next to Merdeka Square, the Jakarta Cathedral (Catholic). Jakarta Cathedral (Indonesian: Gereja Katedral Jakarta) is a Latin Catholic cathedral in Jakarta, Indonesia, which is also the seat of the Archbishop of Jakarta, currently Archbishop Ignatius Suharyo Hardjoatmodjo. This current cathedral was consecrated in 1901 and built in the neo-Gothic style, a common architectural style to build churches at that time.

- **Night strolling at Sarinah, Thamrin street**

(5,8 km/18 minutes drive)

<https://maps.app.goo.gl/f7ojUbgzSR6o7Kqh6>

Immerse yourself at one of the most viral night spots in the center of Jakarta. Being a business center at day, Sarinah turns into entertainment districts at nights. You can found coffee shops sightseeing the busy streets of Jakarta accompanied by performance from street artists. In between café hopping, you can also shops at the store located in the area

- **Culinary night at Blok M**

(13 km/50 minutes drive)

<https://maps.app.goo.gl/GXQeqX28Cfe86LVg9>

Blok M is a business and shopping quarter located in Kebayoran Baru, South Jakarta, Indonesia. It runs east from Iskandarsyah street to Bulungan street in the west. North from Falatehan street to Melawai street in the south. On a daily basis, crowds of people throng its street, and even more so during nighttime. Much of the popularity of the quarter is due to it's culinary. Lots of merchant peddling treats for customer to buy. From the authentic Indonesian street foods to the phenomenal restaurant that every local talks about, you can find it on Blok M complex.



4.

HOSPITAL

- **RSPAD GATOT SOEBROTO**

1 Km/5 minutes drive

<https://maps.app.goo.gl/JVcrrNbcKX4Pr5HU6>

The Indonesian Army Central Hospital, located very close to Hotel Borobudur. It has a partnership with the hotel to provide medical tourism services.



- **RS Santa Carolus Salemba**

3 Km/10 Minutes drive

<https://maps.app.goo.gl/W9dTbTfmihhqJx8V7>

A private general hospital in Salemba, known for its good facilities and services. It is also close to the hotel, just a few minutes away.



- **RSUP Dr. Cipto Mangunkusumo (RSCM)**

3,5 Km/12 minutes drive

<https://maps.app.goo.gl/BDmX3MMtH1B5Vf1X9>

A government Type-A referral hospital, offering the most comprehensive medical services in Jakarta. Slightly farther than the other two but still within easy reach.



All Indonesia Arrival Card

“All Indonesia Arrival Card”

Complete your Arrival Card online before travelling. Required for all incoming passengers to Indonesia.

“All Indonesia Arrival Card” is a unified digital form that combines several previous arrival/declaration forms (immigration, customs, health, etc.) into one. The form replaces earlier separate processes such as SATUSEHAT (health declaration) and e-CD (customs declaration) for international travellers.

After you submit it online, you will receive a QR code via email. On arrival at an international entry point, you present this QR code along with your passport.

Who Needs to Fill It Out ?

1. All international travellers arriving in Indonesia (airports, and soon at all international entry points). This includes tourists, business travellers, etc.
2. Indonesian citizens returning from abroad also must complete it.
3. Include children and infants — each person must have their own card.

When & Where to Fill It Out ?

1. The card must be submitted within 3 days (i.e. 72 hours) before you arrive in Indonesia.
2. It is free of charge.
3. It is done via the official website: allindonesia.imigrasi.go.id.
4. Available in English (select “English”) and also for “Foreign Visitor” if you are not an Indonesian citizen.

What information or requirements do you need to have before you start filling out the form? Prepare the following items so you can complete it smoothly:

Information / Document Required:

1. Passport details: Passport number, nationality, date of issue & expiry, name, date of birth.
2. Contact info: your email and phone number (ensure correct; QR code will be sent to your email).
3. Travel details: Arrival date, departure date, visa status (if you already have an e-visa / visa / KITAS / etc), flight or ship info.
4. Transport & accommodation: Name of airport/port of arrival, flight number, hotel name and address or place where you will stay.
5. Health & customs declarations: Recent travel history (countries visited in last 21 days, etc.), any health symptoms, items to declare (electronics, large amounts of cash, animals, certain foods, etc.), number of luggage pieces. Additionally, IMEI registration for mobile devices may be required.

All Indonesia Arrival Card

Step-by-Step: How to Fill the Arrival Card



1. Go to the website: allindonesia.imigrasi.go.id
2. Set the site language to English (there should be an option) if you don't read Indonesian.
3. Select your category: Foreign Visitor or Indonesian Citizen, depending on your status.
4. Fill in the personal details (name, nationality, passport info, contact).
5. Fill in travel & stay details (arrival date, departure date, flight, hotel/accommodation).
6. Fill in health declaration & customs declaration questions. These are typically yes/no, and possibly specifying items or symptoms.
7. Review all information carefully before submitting. Mistakes in passport number, dates, etc., could cause delays.
8. Submit; then check your email for the QR code. Save it (on your phone) or print a copy.
9. On arrival at the entry point, present the QR code and your passport at immigration/customs.

Some Important Notes / Tips

- The “All Indonesia Arrival Card” does not replace your visa. You still need the proper visa or visa exemption as applicable.
- Make sure your passport has at least 6 months of validity, because many airlines/immigration check this. (This is a general Indonesian requirement)
- Ensure your return or onward ticket is available, because immigration may ask for it.
- Submit the form well ahead of time (within 72 hours, ideally a day or two before you fly), so you have time in case of issues.
- Use only the official government portal — avoid third-party sites that may charge or collect data improperly.

How to Get and Use an eSIM in Indonesia



1. Check Compatibility
2. Make sure your smartphone supports eSIM (most recent iPhone, Samsung, Google Pixel, and other newer models do).
3. Buy an eSIM Plan
 - Before arrival: You can buy an international eSIM online from providers like Airalo, Holafly, Nomad, etc. and activate it right away when you land in Indonesia.
 - After arrival: You can also buy a local eSIM from Indonesian providers such as Smartfren, Telkomsel, Indosat, or XL (available at airports, malls, or **app stores**).
4. Get Your QR Code
5. After purchase, you will receive a QR code by email, app, or directly from the provider.
6. Activate the eSIM
 - Go to your phone settings → Cellular / Mobile Data.
 - Select Add eSIM or Add Mobile Plan.
 - Scan the QR code.
7. Connect and Use
8. Once activated, your phone will connect to the Indonesian network. You can start using mobile data, calls, and texts.

💡 Tip: You can keep your original SIM card active for receiving messages (like WhatsApp or bank codes), and use the eSIM for local data in Indonesia.

Wifi

1. Hotels & Accommodation
 - Most hotels, hostels, and guesthouses provide free WiFi.
 - Quality can vary, so don't rely on it for work calls or heavy streaming.
2. Cafés & Restaurants
 - Popular coffee chains (e.g., Starbucks, Excelso, Kopi Kenangan) and many restaurants offer free WiFi.
 - Smaller local places may not always have WiFi.
3. Shopping Malls & Airports
 - Major airports (Jakarta, Bali, Surabaya) and big shopping malls usually have free WiFi.
 - Some require registration with a local phone number

Our Agenda



World Organisation
for Animal Health

34th Conference of the Regional Commission for Asia and the Pacific
Jakarta, Indonesia, 22- 25 September 2025

PROVISIONAL PROGRAMME

MONDAY 22 SEPTEMBER 2025

- 8:00 a.m. – 12:30 p.m. Arrival of participants / Conference registration
- 9:00 a.m. – 12:30 p.m. **SIDE EVENT:** 13th Regional Steering Committee meeting of GF-TADs
- 12:30 p.m. Lunch break
- 2:00 p.m. Opening ceremony
- 2:45 p.m. Group Photo / Break
- 3:30 p.m. Approval of the Programme
Appointment of the Conference Committee (Chairperson, Vice-Chairperson and General Rapporteur)
Appointment of session chairpersons and rapporteurs (Technical items)
- 3:45 p.m. Keynote: Empowering Veterinary Services, Increasing Visibility and Modernising WOAHA to Face Animal Health Challenges (Dr Emmanuelle Soubeyran, WOAHA Director General)
- 4:15 p.m. Discussion
- 4:45 p.m. Building Resilient Avian Influenza Control through Integrated Surveillance (Dr Agung Suganda, Director General of Livestock and Animal Health Services)
- 5:15 p.m. Discussion
- 5:45 p.m. End of the day
- 7:00 p.m. Reception offered by Indonesia

TUESDAY 23 SEPTEMBER 2025

- 9:00 a.m. Technical item I: Animal Vaccines and Vaccination: Development, Registration, Use, Surveillance, and Impact on Trade (Dr Trevor Drew, Ex Director of the Australian Centre for Disease Preparedness, Dr Nadav Galon, Former CVO of Israel)
- 9:45 a.m. Discussion
- 10:15 a.m. Break
- 10:45 a.m. Summaries of 1) regional animal health situation; 2) reporting status (early warning, six-monthly and annual, and ARAHIS; 3) benefits of reporting (Dr Jenny Hutchison, Head of the World Animal Health Information and Analysis Department & Dr Jacqueline Lusat, Animal Health Information officer)

11:10 a.m.	WOAH Asia-Pacific in strengthening early threat warning using event-based surveillance (active search activity or 'rumour tracking') (Dr Jacqueline Lusat, Animal Health Information Officer & Dr Paolo Tizzani, Senior Veterinary Epidemiologist)
11:30 a.m.	Discussion
12:00 p.m.	Lunch <i>Preparation of Recommendation No. 1 by designated small group</i>
1:00 p.m.	Report of Consultancy Study on barriers to notification of disease events (Dr Jacqueline Lusat & Dr Paolo Tizzani)
1:30 p.m.	Group work (World Café: How to improve disease reporting) (Dr Jenny Hutchison, and Dr Jacqueline Lusat) <ul style="list-style-type: none"> - ARAHIS and NACA reporting mechanisms - Disease reporting in WAHIS – i.e., delay reporting, early warning reporting, six-monthly reporting, etc. - Active search activity ['rumour tracking'] – i.e., external summary report of active search activity, recommendations from the consultant survey, improve EIOS detecting sensitivity
3:00 p.m.	Break
3:30 p.m.	Report back from Group work and discussion
4:00 p.m.	The Observatory thematic study: Use, challenges and impact of zoning (Dr Caroline Paquier, Senior Programme Manager - WOAHO Observatory)
4:30 p.m.	End of the session
5:00 p.m.	SIDE EVENT: Special Meeting of the SEACFMD Sub-Commission
7:00 p.m.	Reception offered by Indonesia

WEDNESDAY 24 SEPTEMBER 2025

9:00 a.m.	Technical Item II: Build a joint TADs prevention and control system in Asia-Pacific region to strengthen regional preparedness and resilience through cross-border cooperation, including surveillance, early detection, disease response, border inspection, utilizing digital innovation (Dr Veerasak Punyapornwithaya, Associate Professor, Chiang Mai University, Dr Ronello Abila, Former WOAHO Subregional Representative for South East Asia)
9:45 a.m.	Discussion
10:15 a.m.	Break
10:45 a.m.	Strengthening Scientific Excellence of Asia-Pacific Region through WOAHO Reference Centres network - Overview and examples of RL and CC activities (moderated by Dr Naree Ketusing, Sub Regional Representative for South East Asia, & Dr Trevor Drew)
11:00 a.m.	Panel discussion
12:00 a.m.	Lunch <i>Preparation of Recommendation No. 2 by a designated small group</i>

1:00 p.m.	WOAH Wildlife Health Programme (Dr Sophie Muset, Wildlife Health Programme Manager and ZOOSURSY Project Manager & Dr Lesa Thompson, Deputy Regional Representative)
2:00 p.m.	The economic impact of AMR in animal health: facts, figures and cost-effective interventions (Dr Javier Yugueros-Marcos, Head of the Antimicrobial Resistance and Veterinary Products Department)
2:30 p.m.	Discussion
3:00 p.m.	Break
3:15 p.m.	Implementation of the 2024 UN Political Declaration on AMR – Targets & Opportunities (interactive session) (Dr Javier Yugueros-Marcos, Head of the Antimicrobial Resistance and Veterinary Products Department)
5:00 p.m.	Discussion of recommendations
6:00 p.m.	End of the session
6:00 p.m.	Side event on Gender
7:00 p.m.	Reception offered by WOA

THURSDAY 25 SEPTEMBER 2025

9:00 a.m.	Q&A Session - How Development Banks can support WOA Member priorities in Asia and the Pacific (moderated by Dr Lesa Thompson & Mr Stéphane Renaudin, Senior Advisor)
10:00 a.m.	Break
10:30 a.m.	Roadmaps for evidence and need based capacity building for sustainable performance improvement and gender balanced workforce development (interactive session) (Jennifer Lasley, Senior Programme Coordinator & Miftahul Islam Barbaruah, Workforce Development Programme Manager+ Region)
12:00 a.m.	Progress update on the Governance Review Committee: <ul style="list-style-type: none"> 1. Update on the Governance Review Committee activities (Dr François Caya, Deputy Director General for Institutional Affairs and Governance (online presentation)) 2. Regional Consultation on the Governance Review Committee topics: <ul style="list-style-type: none"> a. Council size, seat distribution and composition; b. Regional Commission functions; c. Bureau size and future Regional Core Group
12:45 a.m.	Lunch
1:45 p.m.	Implementation and review of the current Regional Work Plan Framework (RWPF) (Dr Hirofumi Kugita, Regional Representative for Asia and the Pacific)
2:15 p.m.	Reflections on the lessons learned from the current RWPF, and the regional priorities to be considered when translating the 8th Strategic Plan into a regional implementation plan (moderated by Ms Nathaly Monsalve, Regional Activities Coordination Manager / Regional and Sub Regional Representation)
3:15 p.m.	Updates on the development of the 8th Strategic Plan, including feedback from the previous consultation with Members and WOA staff (Ms Camilla Wuensch, Performance Management Officer) (online presentation)
3:45 p.m.	Break

- | | |
|-----------|---|
| 4:15 p.m. | Follow up of the last Conference Recommendations (Dr Hirofumi Kugita & Dr Karma Rinzin, Regional Animal Health Coordinator) |
| 4:45 p.m. | Conference conclusions and Adoption of Recommendations |
| 5:30 p.m. | Proposal of date and venue of the 35 th Conference of the WOAHA Regional Commission for Asia and the Pacific |
| 5:45 p.m. | Closing Ceremony |
| 6:00 p.m. | End of the Conference |

FRIDAY 26 SEPTEMBER 2025

OPTIONAL: Cultural and/or technical visit (to be identified with the host country)

Money Changer

- Many travelers recommend exchanging money in large shopping malls because it is safer and the rates are usually more competitive compared to the airport.
- New and crisp USD bills get better exchange rates. Make sure to bring your passport, as it is often required for the transaction.
- Avoid money changers at the airport, as their rates are usually the least favorable.



• Dua Sisi Money Changer

Grand Indonesia West Mall, LG 22A, RT.1/RW.5, Menteng, Kec. Menteng, Kota Jakarta Pusat, Grand Est, 10310 (021) 23580840

<https://maps.app.goo.gl/qVTYt8HhcixUqy4X8>

• Emerald Money Changer

Jl. H. Agus Salim No.55 B, Kb. Sirih, Kec. Menteng, Kota Jakarta Pusat, Daerah Khusus Ibukota Jakarta 10340 (0819-3252-2475)

<https://maps.app.goo.gl/DHmXiVu1QXahaSQH7>

• VIP Money Changer

Jl. Menteng Raya No.23, Kb. Sirih, Kec. Menteng, Kota Jakarta Pusat, Daerah Khusus Ibukota Jakarta 10340

<https://maps.app.goo.gl/7kwhFwdCJSvdi57e6>



Thank You
Enjoy Jakarta