



World Organisation
for Animal Health



Monitoring and Evaluation Framework for ASEAN Rabies Elimination Strategy

Karma Rinzin
Regional Animal Health Coordinator
WOAH SRRSEA

ASEAN Rabies Meeting
24-26 February 2025, Thailand

Outline

- Introduction to M&E framework
- M&E Indicators for ASEAN Rabies Elimination Strategy
- Key findings from M&E questionnaire survey
- Group work
 - Relevancy of M&E indicators
 - Appropriateness of Means of verification
 - Obtain consent from Members on the M&E indicator baseline
 - Discuss mechanism to obtain information for indicators without baseline data

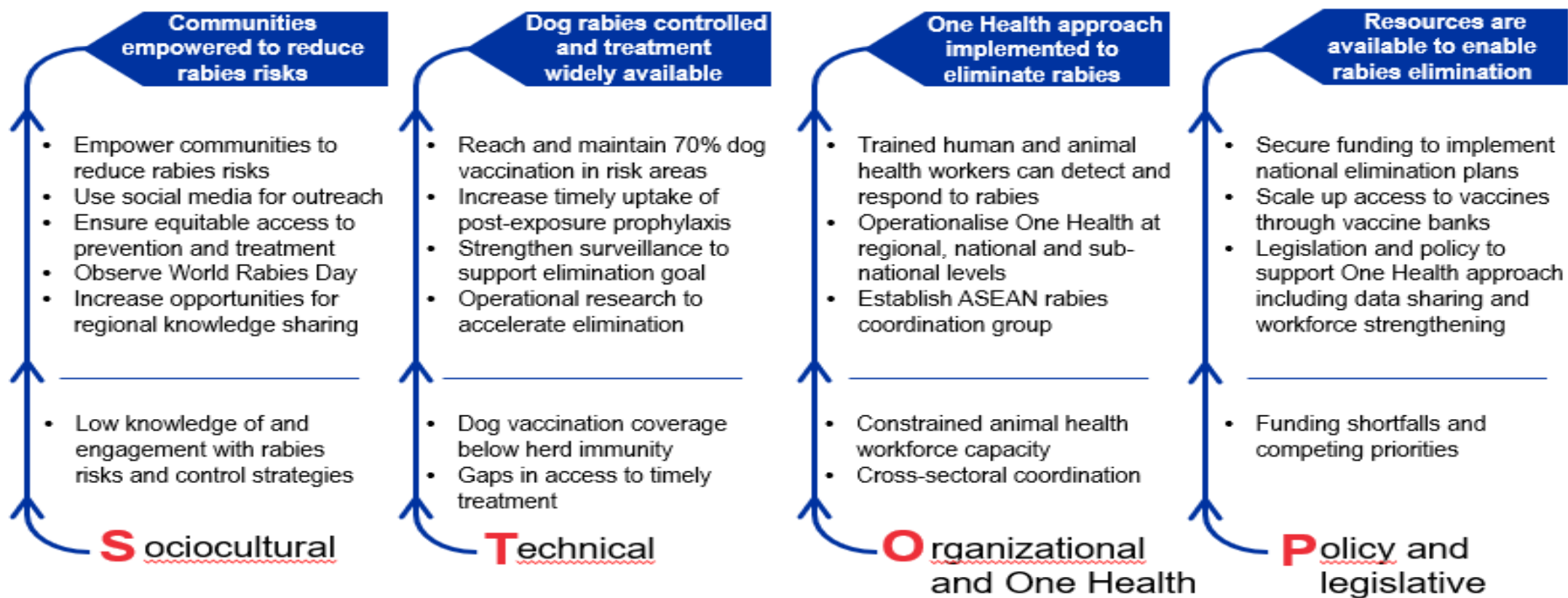


ARES Theory of change: *bringing it all together*

Phased approach
Goal
Intermediate outcomes
Priority areas and actions
Challenges
Action pillar
Problem statement

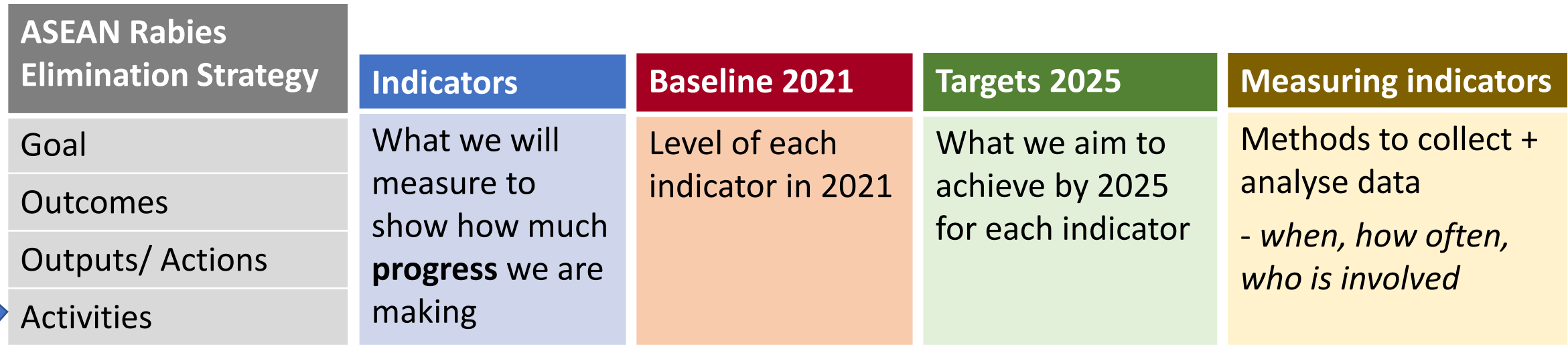


Zero dog-mediated human rabies deaths in ASEAN by 2030



Children and adults continue to die from dog-mediated rabies in the ASEAN region. Dog-mediated rabies is 100% preventable and rabies elimination is feasible with existing tools and approaches.

What is M&E Framework



ARES Implementation Plan at the regional and country level


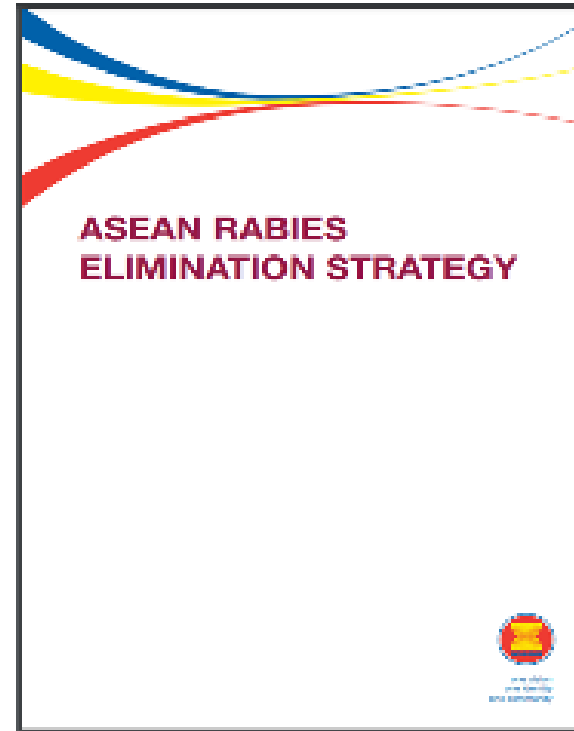
Activities number	Activities	Activity type	Implementer lead/ co-lead	Collaborator	Level	Phase 1:	Phase 2	Phase 3
Pillar A	SOCIO-CULTURALFRAMEWORK FOR RABIES ELIMINATION							
Intermediate Outcomes	Communities empowered to reduce rabies risks							
Output A 1	Improved community education, awareness and empowerment							
Activity 1.1.1	Develop and disseminate culturally appropriate educational materials on rabies prevention.				REGIONAL			
Activity 1.1.2	Incorporate rabies education into school curriculums.				REGIONAL			
Output A 2:	Equity and Inclusion							
Activity 1.2.1	Conduct needs assessments in vulnerable and marginalized populations.				REGIONAL			
Activity 1.2.2	Develop targeted interventions for underserved communities.				REGIONAL			

Why do we need M&E Framework

Evidence – reliable robust information!

- ✓ Progress
 - are we meeting our targets?
- ✓ Impact
 - are we gaining better control of Rabies?
- ✓ Improve implementation – ARES + National Rabies Plans
 - effectiveness, efficiency, sustainability ...
- ✓ Accountability
- ✓ Advocacy
- ✓ Decision-making
- ✓ Research

.....



M&E Indicators – ASEAN Rabies Elimination Strategy

Results	Succes Indicators	Baseline in 2024	Target in 2030	Means of verification
Goal: Zero dog-mediated human deaths in ASEAN region by 2030	1. Number of AMS that have achieved WHO validation of zero human deaths from dog-mediated rabies (equates to UAR Roadmap score of 4)	0		Validated by WHO
	2. Number of AMS with WOAHA self-declaration of freedom from dog-mediated rabies, or freedom from the rabies virus	0		Validated by WOAHA

Pillar A: Socio-cultural Framework for Rabies Elimination

Results	Success Indicators	Baseline in 2024	Target in 2030	Means of verification
Outcome 1: Communities empowered to reduce rabies risks	3. Number of AMS with multi-sectorial national rabies advocacy and communication strategies	Obtain during the meeting		Country Report
	4. Number of AMS engaging local stakeholders in the planning, implementation and M&E for rabies prevention and control programs	Obtain during the meeting		Country Report
Output 1.1: Community engagement and empowerment for rabies elimination	5. Number of activities conducted to promote participation of communities in rabies control	Obtain during the meeting		Survey report

Pillar A: Socio-cultural Framework for Rabies Elimination


Results	Success Indicators	Baseline in 2024	Target in 2030	Means of verification
Output 1.2: Promote equity and inclusion	6. Number of AMS that have access to vaccination (PEP) for the exposed humans at the primary health care level free of charge	Obtain during the meeting		Vaccination Record MOH for human PEP and NVS for dog rabies vaccination
Output 1.3: Support AMS in promoting Responsible pet ownership	7. Number fo AMS who implement responsible pet ownership as part of rabies control programme	Obtain during the meeting		Country Report
Output 1.4: Support the observation of World Rabies Day and other initiatives	8. Number of awareness/ advocacy events organised during the World Rabies Day by the AMS	Obtain during the meeting		Activity Report from MOH and NVS

Pillar B: Technical Framework for Rabies Elimination

Results	Success Indicators	Baseline in 2024	Target in 2030	Means of verification
Outcome 2: Dog rabies controlled and treatment of exposed humans widely available	11. Number of human deaths due to dog mediated rabies	Questionnaire survey/ Post meeting		WHO Key indicator/ Record from MOH
	12. Number of rabies cases in dogs	Questionnaire survey/ Post meeting		WHO Key indicator/ Rabies outbreak data from NVS
Output 2.1: Dog vaccination promoted as key approach towards sustainable, humane and cost effective rabies control in ASEAN region	13. Vaccination coverage (%) in dogs in the targeted population	Questionnaire survey/ Post meeting		Vaccination record

Pillar B: Technical Framework for Rabies Elimination

Results	Succes Indicators	Baseline in 2024	Target in 2030	Means of verification
Output 2.2: AMS have access to post exposure prophylaxis including immunoglobulins	14. Proportion of exposed people receiving rabies Post-exposure Prophylaxis during the calendar year	Questionnaire survey/ Post meeting		WHO Key indicator/ MOH Report
	15. Proportion of Category III exposures who received rabies immunoglobulin	Questionnaire survey/ Post meeting		Vaccination Report from Hospitals/ MOH
Output 2.3: National surveillance and reporting systems for human and canine rabies enhanced	16. Proportion of suspected rabies cases in dogs tested /	Questionnaire survey/ Post meeting		Report from NVS
	17. Number of AMS with an operational cross-sectoral rabies surveillance and data-sharing mechanism between human and animal health sectors (e.g., IBCM)	Obtain during the meeting		Report from MOH and NVS



Pillar B: Technical Framework for Rabies Elimination

Results	Succes Indicators	Baseline in 2024	Target in 2030	Means of verification
Output 2.4: Laboratory diagnostic capability of AMS enhanced	18. Number of AMS with the capacity to confirm suspected rabies cases in animals at the sub-national level	Obtain during the meeting		Report from NVS
	19. Number of AMS with the capacity to confirm suspected rabies cases in humans in line with WHO guidelines?	Obtain during the meeting		MOH Report
Output 2.5: Humane Dog Population Management promoted to aid in rabies control efforts and promote healthy and happy communities	20. Number of AMS with DPM Strategy or Guidelines	Obtain during the meeting		NVS
	21. Number of AMS with dog population size estimated (including FR dogs) and characterised	Obtain during the meeting		Report from NVS

Pillar C: Organisation & One Health Framework for Rabies Elimination

Results	Succes Indicators	Baseline in 2024	Target in 2030	Means of verification
Outcome 3: One health approach implemented to eliminate rabies	22. Number of AMS with a national strategic plan for rabies validated by competent authorities, and publicly available.	Obtain during the meeting		MOH and NVS
	23. Number of AMS with WOAHA-endorsed official control program	1 AMS (Philippines)		NVS
Output 3.1: Regional coordination including formation of an ASEAN Rabies Coordination Group	24. Establishment of functional ASEAN Rabies Coordination Group	Ongoing		Meeting Resolution/ TOR for the Core Group

Pillar C: Organisation & One Health Framework for Rabies Elimination

Results	Succes Indicators	Baseline in 2024	Target in 2030	Means of verification
Output 3.2: National, and sub-national coordination	25. Number of AMS with functional inter-sectorial national/ sub-national committees for rabies control	Obtain during the meeting		Executve Order/ TOR for the National One Health Committee
	26. Number of AMS with identified Focal Points for rabies control at all levels	Obtain during the meeting		Meeting Report
Output 3.3: Public-private partnerships	27. Number of public-private partnership events organised in the calendar year focussed on rabies prevention and control	Questionnaire survey/ Post meeting		Activity report

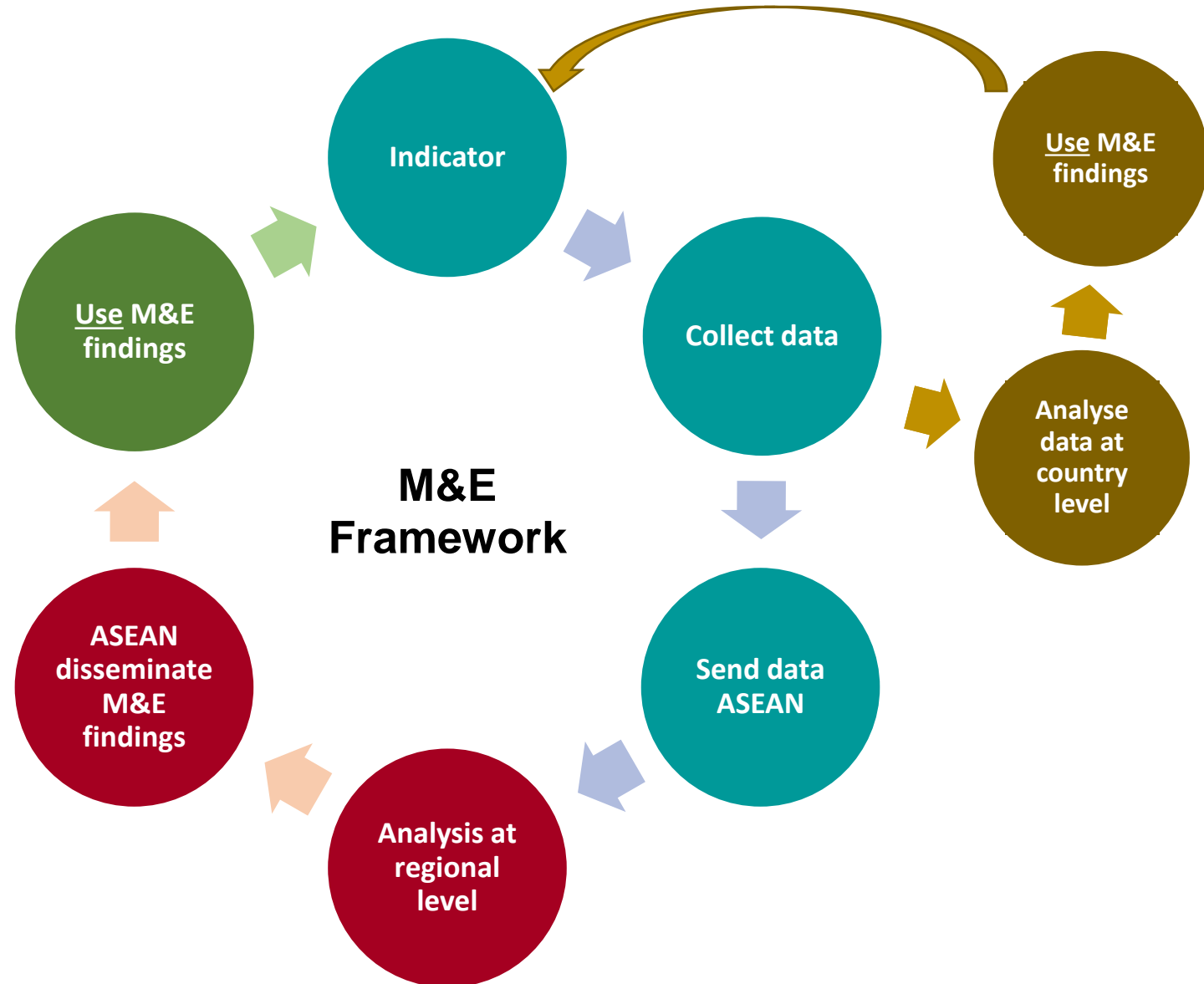
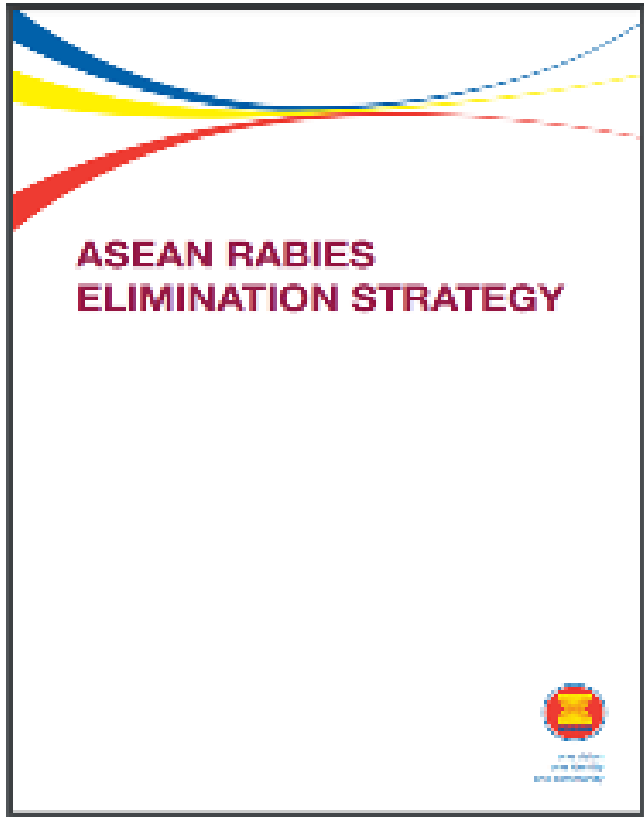
Pillar D: Policy and Legislative Framework for Rabies Elimination

Results	Succes Indicators	Baseline in 2024	Target in 2030	Means of verification
Outcome 4: Policy and legislative framework, and resouces available for rabies elimination	28. Number of AMS with national /sub-national policies and legislations on rabies and dog population management	Obtain during the meeting		Endorsed legislations and policies; annual budget of the respective Ministries; Project report
Output 4.1: High level policy advocacy and dialogue maintained by the Partners	29. Number of high level policy advocacies and interventions by the Partners for rabies control	Questionnaire survey/ Post meeting		Annual budget of the respective Ministries; Project report
Output 4.2: Legislation and policy to support rabies elimination	30. Number of AMS with rabies declared as a notifiable disease in humans and animals	Obtain during the meeting		Endorsed legislation

Pillar D: Policy and Legislative Framework for Rabies Elimination

Results	Succes Indicators	Baseline in 2024	Target in 2030	Means of verification
Output 4.3: Resources mobilised to facilitate rabies elimination	29. Number of AMS with committed fund for rabies control in their annual budgets	Obtain during the meeting		Annual budget of the respective Ministries; Project report
Output 4.4: Increasing access to quality vaccines	30. Number of AMS that are implementing the best practices in the vaccine procurement and supply chain through regular auditing and quality assurance	Obtain during the meeting		Vaccine inventories with MOH and NVS

ARES 2025 – 2030: M&E Framework

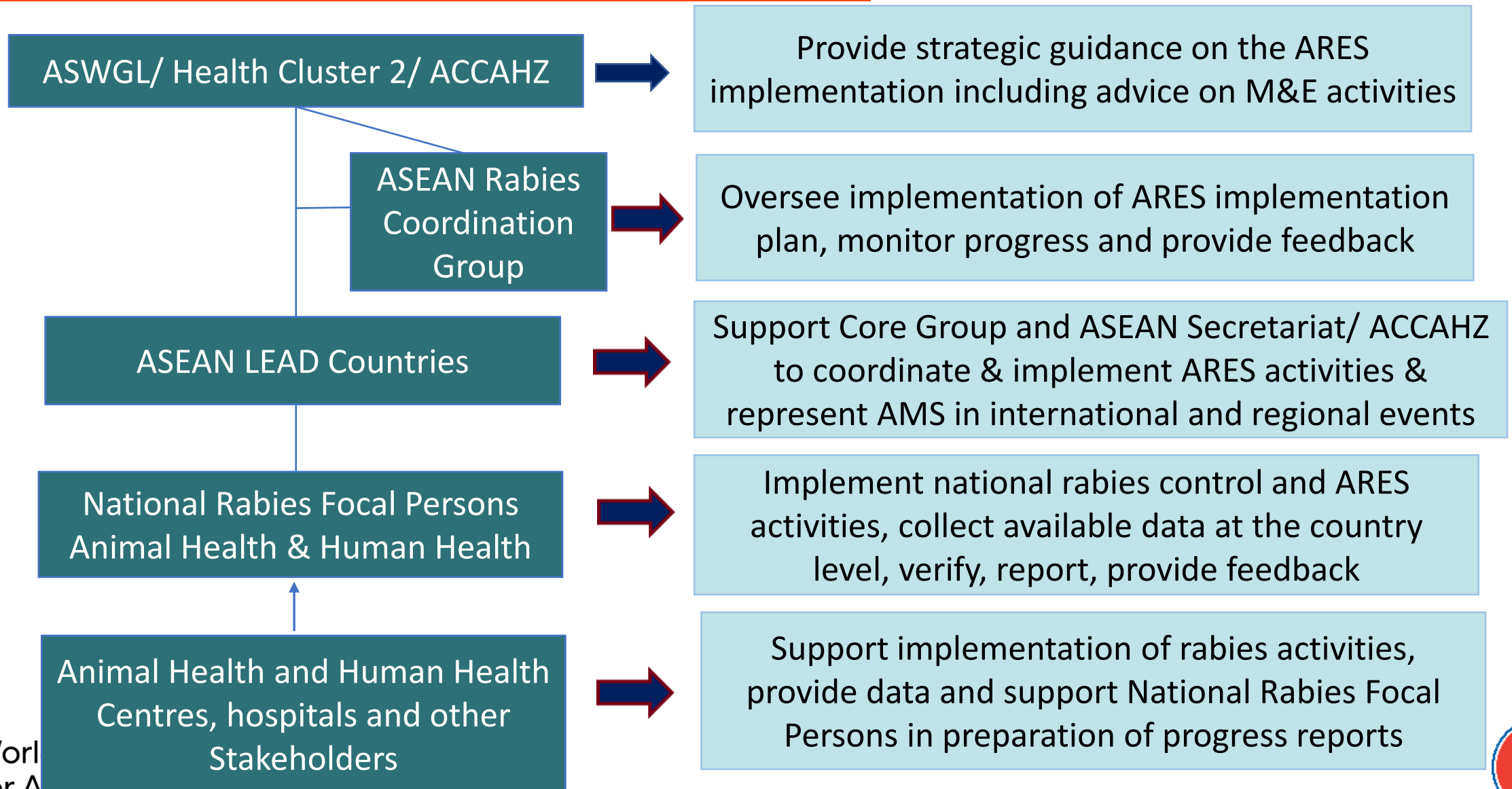


M&E Framework – Obtaining a baseline for M&E indicators

Results	Succes Indicators	Questions - Indicators	Baseline in 2024/ 2025	Additional comments/ evidence to support the answer	Means of verification
PILLAR A: SOCIO-CULTURAL FRAMEWORK FOR RABIES ELIMINATION					
Outcome 1: Communities empowered to reduce rabies risks	3. Number of AMS with multi-sectorial national rabies advocacy and communication strategies	Does your country have multi-sectorial national rabies advocacy and communication strategies?			MOH and NVS
	4. Number of AMS engaging local stakeholders in the planning, implementation and M&E for rabies prevention and control programs	Have your country engaged local stakeholders in the planning, implementation and M&E for rabies prevention and control programs?			MOH and NVS
Output 1.1: Community engagement and empowerment for rabies elimination	5. Number of activities conducted to promote participation of communities in rabies control	Have your countries conducted any activities to promote participation of communities in rabies control? If yes, list activities under comments column (Row E)			MOH and NVS
Output 1.2: Promote equity and inclusion	6. Number of AMS that provide access to vaccination (PEP) for exposed humans at the primary health for care level free of charge	Does your country have access to vaccination (PEP) for the exposed humans at the primary health care level for free of charge?			MOH (Ministry of Health)



Implementation and information flow



Finalisation and endorsement

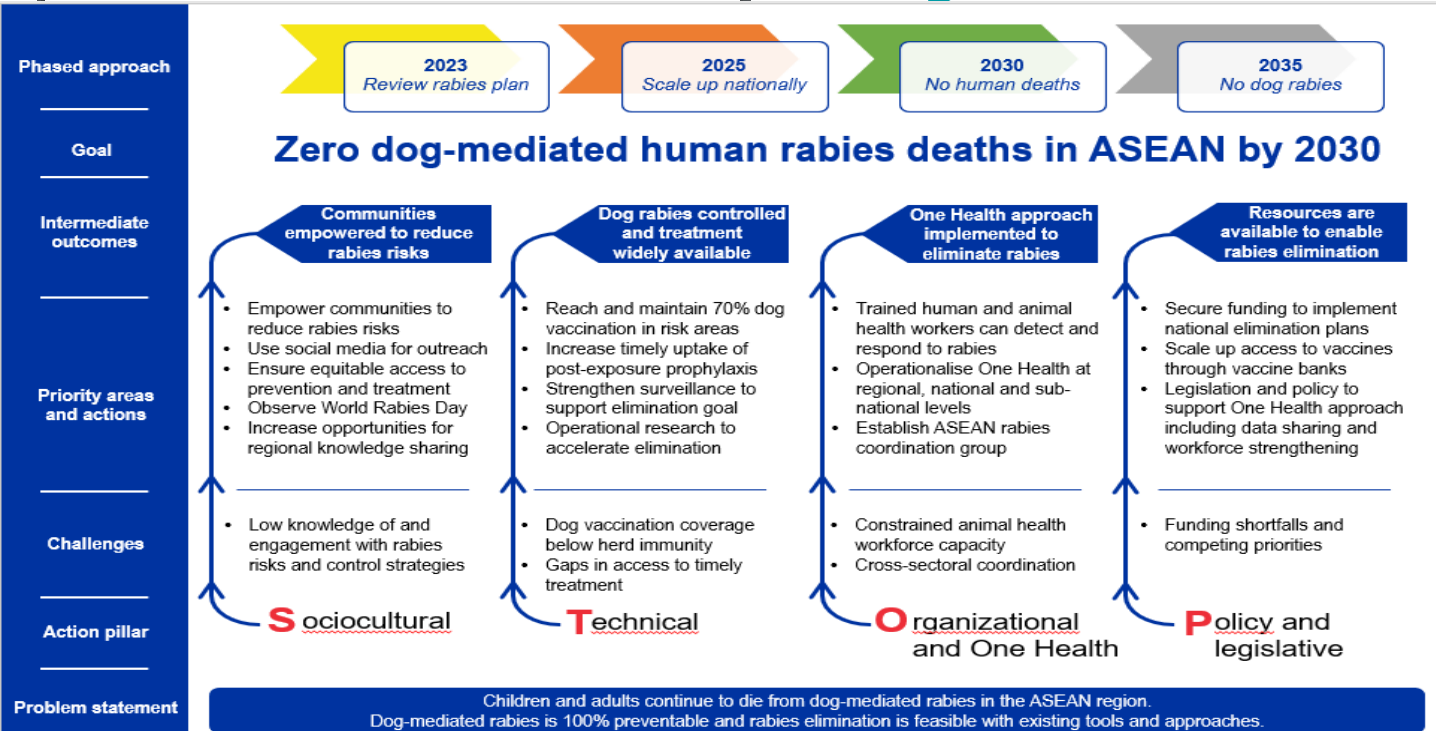


Endorsed by
ASEAN
Governing
Bodies

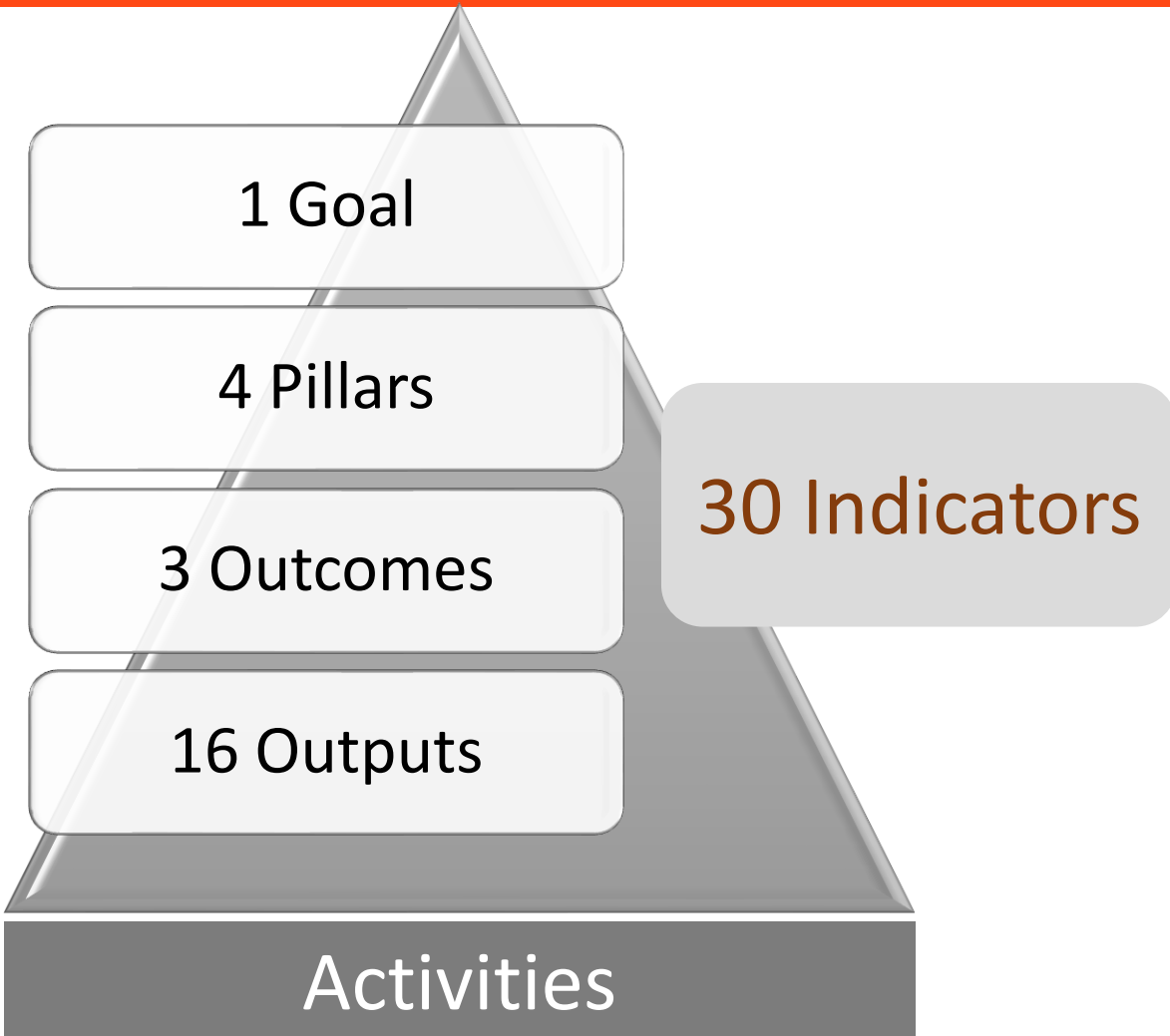
ARES Implementation Plan
at the regional level

Finalisation of
implementation Plan &
M&E Framework

ARES M&E
Framework



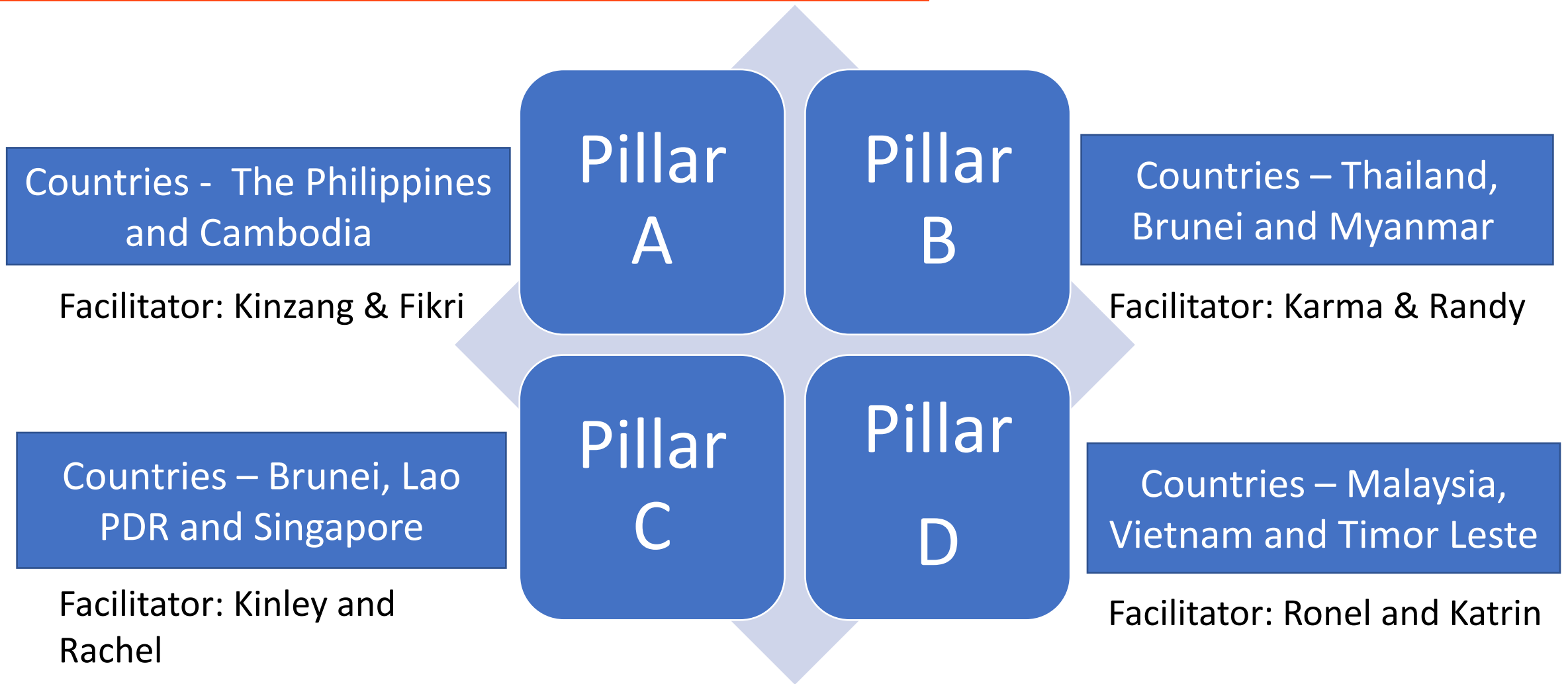
Group Work Objectives



- **Key Objectives**

- Assess the **relevance** of identified M&E indicators in measuring ARES progress.
- Evaluate the **appropriateness** of the proposed means of verification.
- Obtain **consent** from members on the M&E indicator baselines.
- Reach a **consensus** on sourcing information for those indicators without baseline data.

Group Work – Team Composition and Facilitators



Group Work – Steps

- Participants are encouraged to refer M&E framework and your response to M&E questions?
- Discussion to focused on:
 - Is the identified M&E Indicators relevant to measure the progress of ARES?
 - How should these indicators be measured, and do you agree with the proposed means of verification?
 - Discuss and reach an agreement on the source, method of collection, and expected timeline for obtaining the information.
- Group work/ discussion for 40 Minutes
- Plenary session: 15 Minutes
 - One of the Group Members will present the key findings from the group discussions, highlighting the **relevancy of M&E indicator and proposed improvements** to M&E indicators, and Means of verification
 - **challenges** in obtaining necessary data, and
 - **recommendations on steps** to obtain baseline information including the expected timeline to obtain baseline information from Members.

Group Work – Steps

Results	Success Indicators	Relevancy	Indicator - Questions	Baseline in 2024	Means of verification
Output 1.2: Promote equity and inclusion	6. Number of AMS that have access to vaccination (PEP) for the exposed humans at the primary health care level free of charge		Does your country have access to vaccination (PEP) for the exposed humans at the primary health care level for free of charge?		Vaccination Record MOH for human PEP
Output 1.3: Support AMS in promoting Responsible pet ownership	7. Number fo AMS who implement responsible pet ownership as part of rabies control programme		Does your country implement responsible pet ownership as part of the rabies control programme?		NVS
Output 1.4: Support the observation of World Rabies Day and other initiatives	8. Number of awareness/ advocacy events organised during the World Rabies Day by the AMS		How many awareness/ advocacy events were organized during the World Rabies Day in 2024?		Activity Report from MOH and NVS

Thank You



World Organisation
for Animal Health



MINISTRY OF AGRICULTURE

