



World Organisation
for Animal Health
Founded as OIE


Review progress of the implementation of the SEACFMD Roadmap 2021 -2025

Karma Rinzin
Regional Animal Health Coordinator
WOAH SRRSEA

26th SEACFMD National Coordinators Meeting
Kuala Lumpur, Malaysia (22 – 24 August 2023)

Outline

- Background
- Progress of the SEACFMD Roadmap 2021 -2025
 - Goal – Strengthened veterinary services to effectively prevent, control and eradicate FMD and other TADs
 - Objective 1 – Reinvigorated FMD Prevention and Control in SEACFMD Member Countries
 - Indicators
 - Progress
 - Challenges
 - Food for Thoughts



 **WORLD ORGANISATION FOR ANIMAL HEALTH**
Protecting animals. preserving our future

OUTPUT

- Fit-for-purpose and sustainable FMD surveillance system established
- Incentives and pathways of livestock movements understood and official
- Robust vaccination strategy developed, including access to quality vaccines and vaccination data management and analysis
- Preparedness and response capacity to both endemic and new FMD viral strains developed

- Country ownership of the SEACFMD enhanced
- National VS capacities assessed and recommendations from PVS Evaluations implemented
- National legislation related to FMD (and other related TADs) reviewed and revised
- Multidisciplinary and multisectoral efforts implemented for control of FMD (and other TADs)
- Cost-efficient synergies with other livestock activities implemented
- Pool of regional experts actively involved in SEACFMD activities

- ASEAN support reaffirmed, including allocation of appropriate resources
- Regional coordination platforms effectively functioning
- Active collaboration established and maintained with key partners
- Cooperation with non-SEACFMD member countries established

OUTCOME

1
Improved surveillance, movement control, vaccination and preparedness/response to FMD

2
Improved ownership and enabling environment at the national level

3
Improved regional coordination

GOAL

Strengthened Veterinary Services to effectively prevent, control and eradicate FMD and other TADs



Objective 1:

Reinvigorated FMD prevention and control in SEACFMD Member countries

Objective 2: Comprehensive evaluation of the SEACFMD Campaign from 1997–2020 to address critical gaps



Stakeholders

SEACFMD Governance:

- Sub-Commission
- Steering Committee
- National Coordinators
- Epidemiology Network (EpiNet)
- Laboratory Network (LabNet)

National Stakeholders:

- Public sector
- Private sector
- Research institutions and academia
- Farmers and producers
- Consumers
- Local communities
- Local NGOs

Regional stakeholders:

- ASEAN
- OIE SRRSEA
- FAO-RAP

Other technical and advisory Groups:

- Private Sector Consultative Committee
- Regional FMD Expert Group
- Upper Mekong Region Working Group

Endorsement by SEACFMD Sub-Commission

SEACFMD ROADMAP 2021-2025

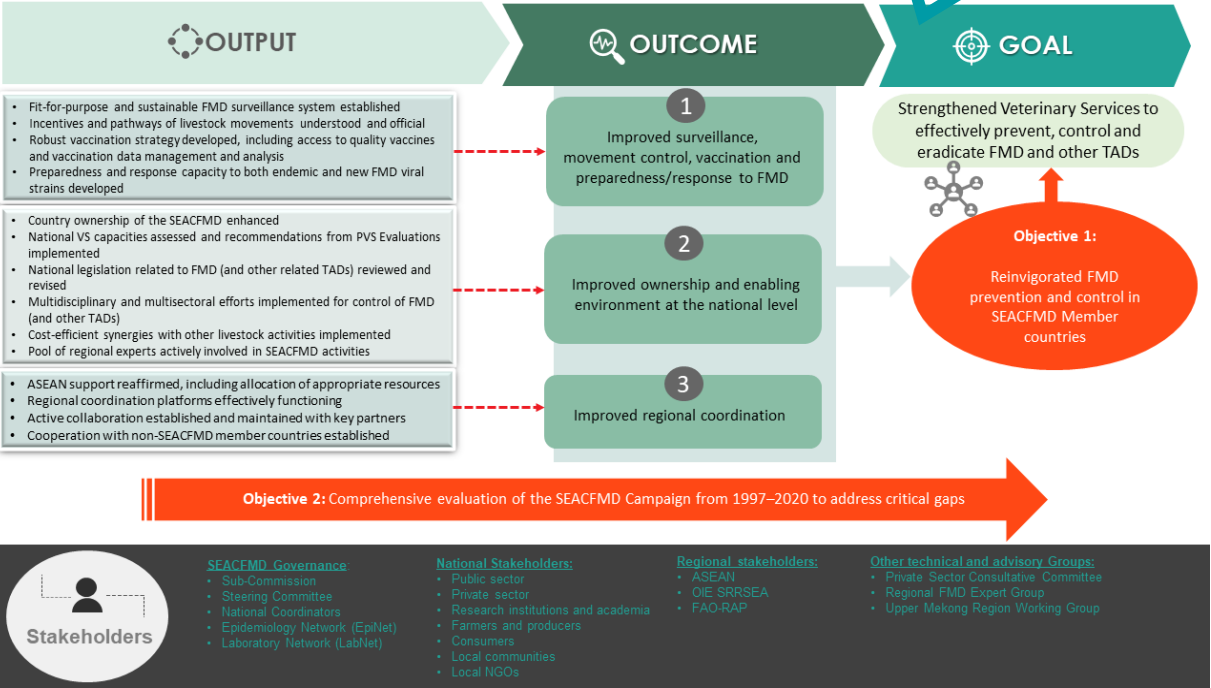
South-East Asia, China and Mongolia Foot and Mouth Disease Campaign

Endorsed by 25th SEACFMD Sub-Commission Meeting in Dec 2020

SEACFMD Roadmap Implementation Plan at the regional level

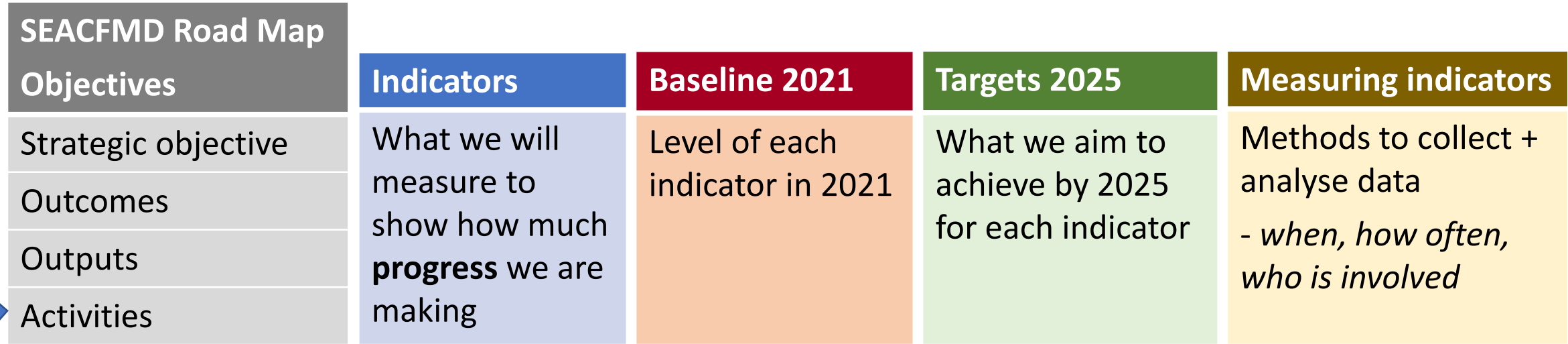
Endorsed by 26th SEACFMD Sub-Com Meeting in March 2022

SEACFMD Roadmap M&E Framework



World Organisation for Animal Health
Founded as OIE

What is Monitoring and evaluation (M&E)?

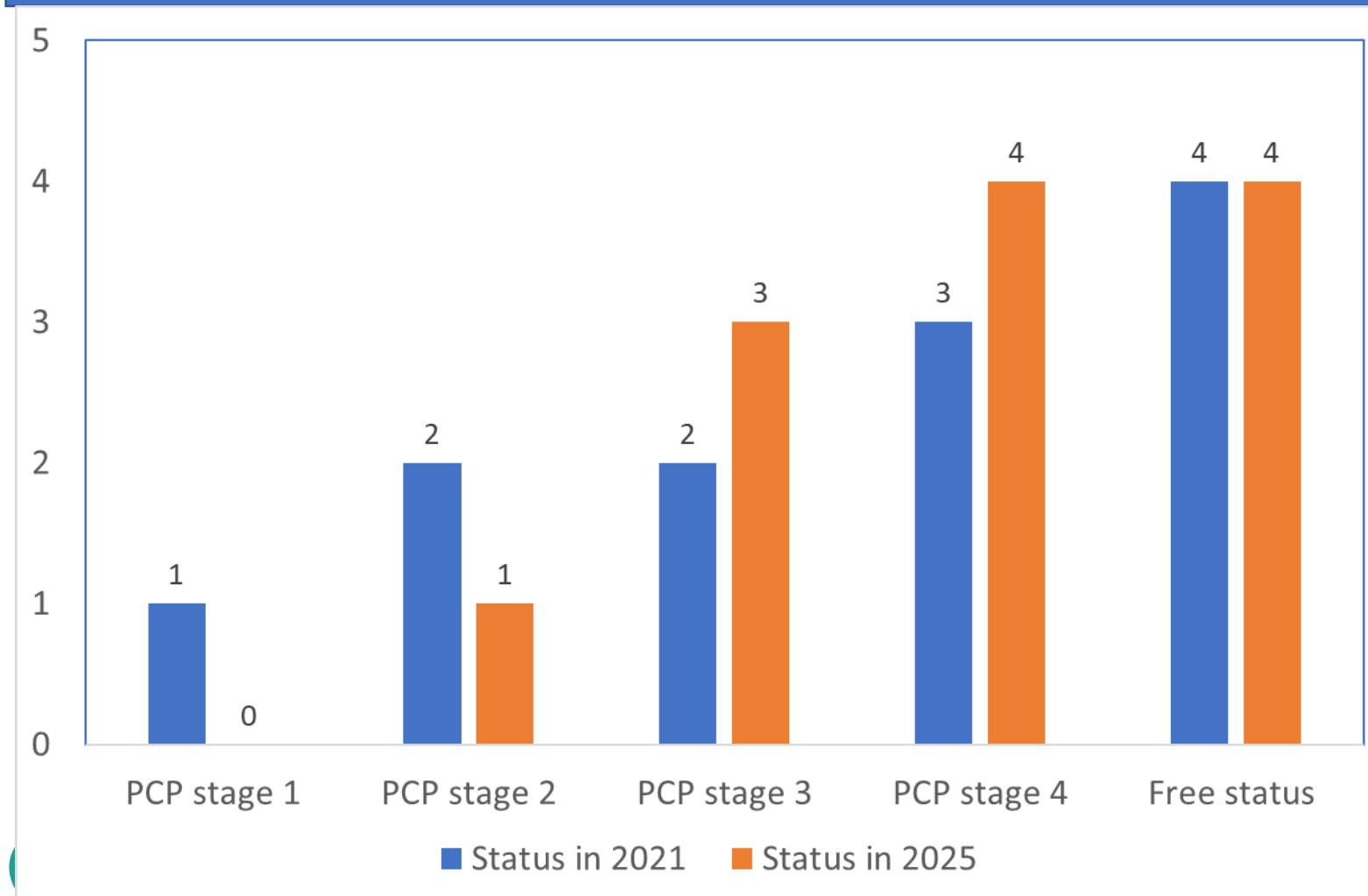


SEACFMD Roadmap Implementation Plan at the regional and country level

Item	Activities	Priority	2021	2022	2023	2024	2025	Implementor	Funding	Remarks
Strategic Objective 1	Reinvigorated FMD prevention and control in SEACFMD member countries									
Outcome 1	Improved surveillance, movement control, vaccination and preparedness/response to FMD									
Output 1.1	Fit-for-purpose and sustainable FMD surveillance system established									
Activity 1.1.1	Organise trainings/meetings/workshops to provide technical guidance on the design of FMD surveillance tailored for the countries' needs	high	y	y	y	y	y	SRR SEA	NZ CF	KR AS BP
Activity 1.1.2	Organise regional expert group (REG) meetings to develop/follow-up on recommendations to improve FMD laboratory capacity building	medium	y	y	y	y	y	SRR SEA, FAO, OIE Ref Labs	CF	KR BP

Strategic Objective 1: Reinvigorated FMD prevention and control in SEACFMD member countries

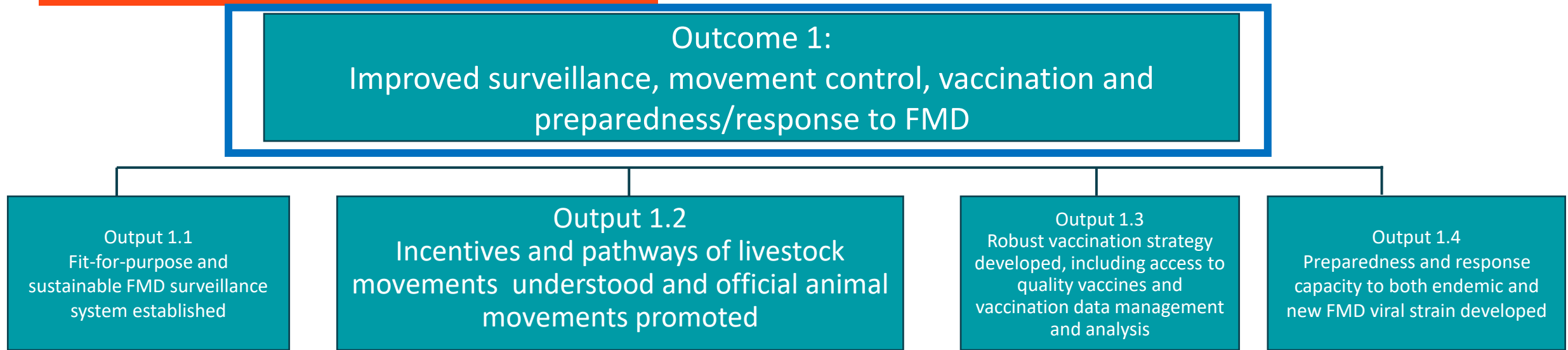
PCP-FMD stage, progress within a stage or FMD-free status, of each SEACFMD member country, annually.



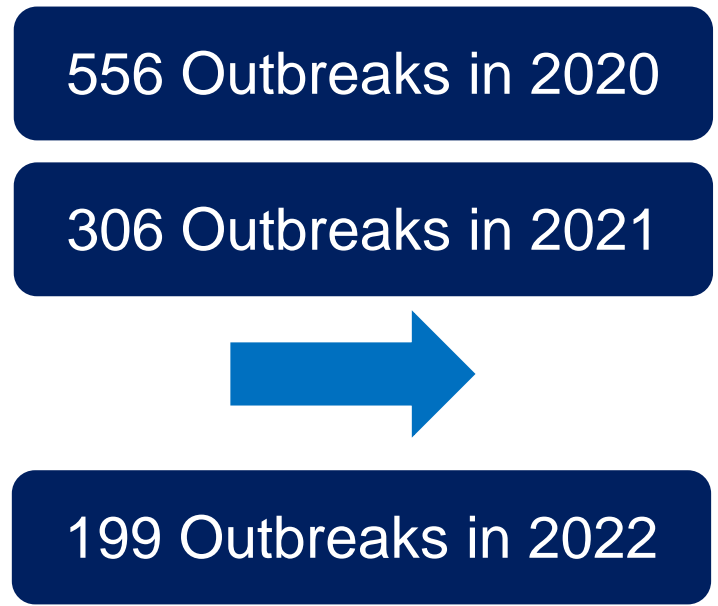
1 Member lost free status
1 Member lost OCP status

Political commitment?
Resources?
Endorsement by Govt?
Policy/ Legislation?
Challenges – Technical/ Non
Technical

SEACFMD Roadmap Implementation Progress



Number of FMD outbreaks reported by the Members



Reduction Vs Under Reporting

Technical – sampling, lab, Resources – Manpower, fund Policy support etc



SEACFMD Roadmap Implementation Progress

Outcome 1:
Improved surveillance, movement control, vaccination
and preparedness/response to FMD

Output 1.1
Fit-for-purpose and sustainable FMD surveillance
system established

Output 1.2
Incentives and
pathways of livestock
movements
understood and official
animal movements
promoted

Output 1.3
Robust vaccination
strategy developed,
including access to quality
vaccines and vaccination
data management and
analysis

Output 1.4
Preparedness and
response capacity to
both endemic and new
FMD viral strain
developed

Indicator:
Percentage of reported
outbreaks with full
investigation including
virus characterization,
annually.

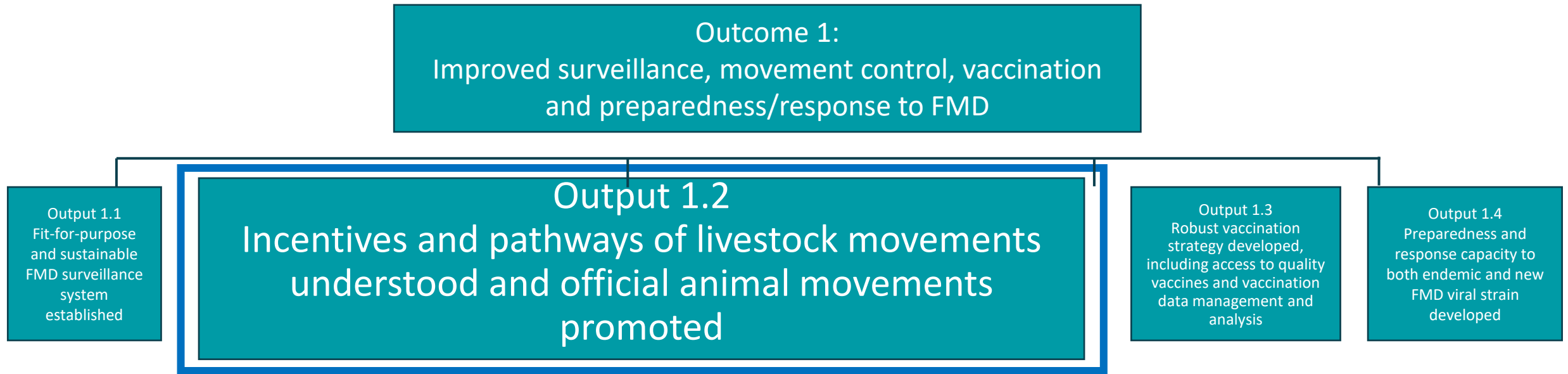
33.8% (188 out
of 556 OB) in
2020



About 50%
(155/306) in 2021

Under reporting
Full Outbreak investigation?
Low portion of Sampling?
Lab diagnostic capacity?

SEACFMD Roadmap Implementation Progress



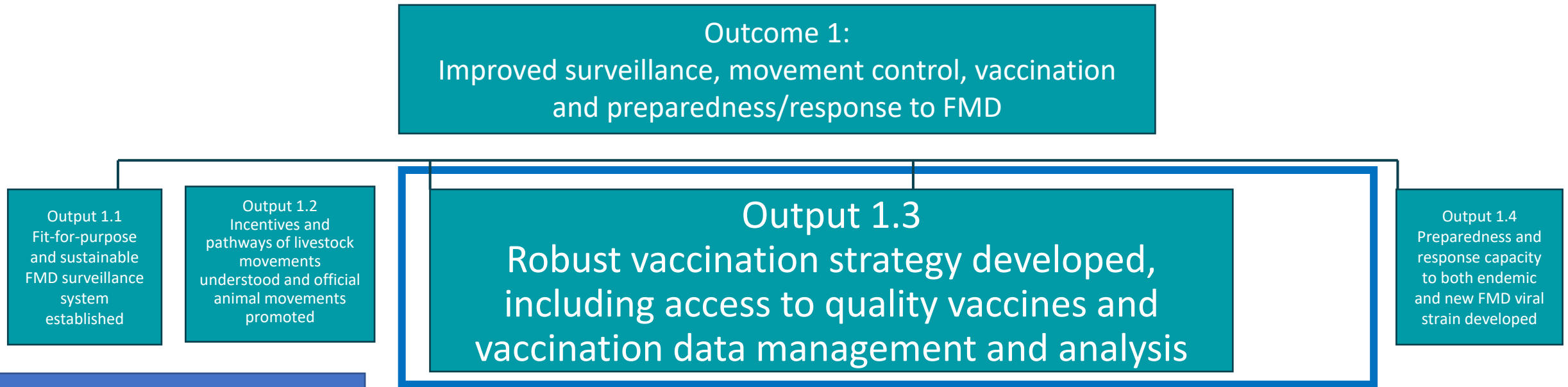
Number of agreement
signed between the
countries to facilitate
livestock trade and legal
movement of livestock

3 Members
signed in 2021
or earlier



Informal cross border movement of
livestock & products
Weak regional biosecurity
Poor infrastructure for quarantine &
border control measures

SEACFMD Roadmap Implementation Progress



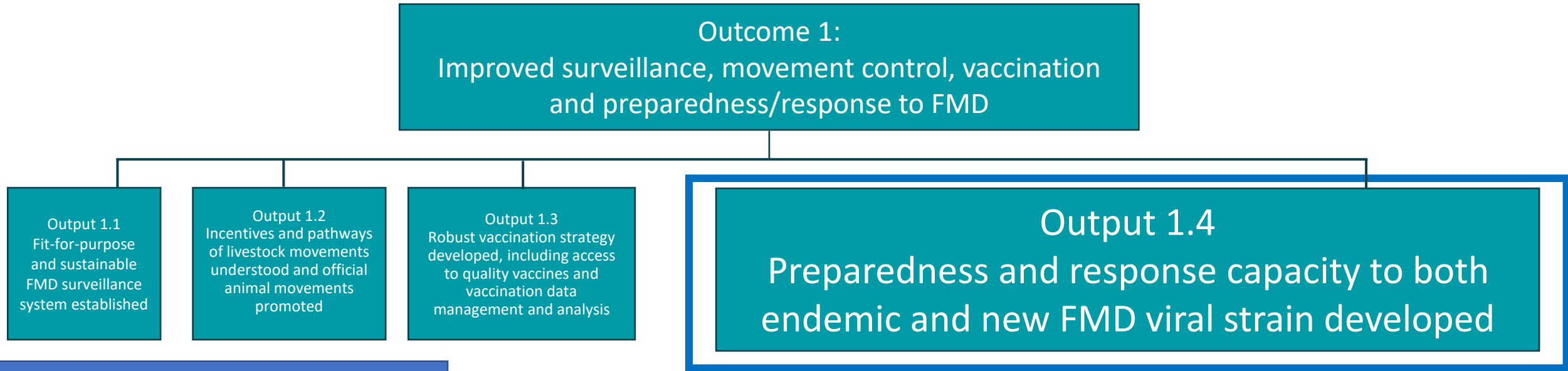
Number of targets in the vaccination strategy achieved annually

10.9 out of 13 identified parameters achieved (83.7%)



Poor awareness of decision makers on importance of quality vaccines
Selection of quality vaccines – Monopoly/ different types of vaccines with varying quality
Low vaccination coverage
Logistics – cold chain, man power, fund etc

SEACFMD Roadmap Implementation Progress



Members have functional preparedness and response capacity to endemic and new FMD viral strains.

11 Members



2 endemic countries tested their plan through desktop & Sim. exercise

Policy support
Political commitment
Plan endorsed
Availability of resources and fund



SEACFMD Roadmap Implementation Progress

Outcome 2:
Improved ownership and enabling environment at the national level

Output 2.1
Country ownership of the SEACFMD enhanced

Output 2.2
National VS capacities assessed and PVS recommendations implemented

Output 2.3
National legislation on FMD (and related TADs) reviewed and revised

Output 2.4
Multidisciplinary and multisectoral efforts for control of FMD

Output 2.5
Cost efficient synergies with other livestock activities

Output 2.6
Pool of regional experts actively involved in SEACFMD activities

Number of SEACFMD members with a National FMD Plan aligned with Road Map that has been endorsed by their Ministries with a budget allocation.

7 Members



Policy support/ Political commitment?
Allocation of resources?
Endorsement by Govt?
Non Technical?

SEACFMD Roadmap Implementation Progress

Outcome 2:
Improved ownership and enabling environment at the national level

Output 2.1
Country ownership of the SEACFMD enhanced

Output 2.2
National VS capacities assessed and PVS recommendations implemented

Output 2.3
National legislation on FMD (and related TADs) reviewed and revised

Output 2.4
Multidisciplinary and multisectoral efforts for control of FMD

Output 2.5
Cost efficient synergies with other livestock activities

Output 2.6
Pool of regional experts actively involved in SEACFMD activities

National FMD Control Programme is endorsed by the Ministries/ Government

8 Members



Allocation of budget/ resources to control FMD?
Man power ?
Non Technical?

SEACFMD Roadmap Implementation Progress

Outcome 2:
Improved ownership and enabling environment at the national level

Output 2.1
Country ownership of the SEACFMD enhanced

Output 2.2
National VS capacities assessed and PVS recommendations implemented


Output 2.3
National legislation on FMD (and related TADs) reviewed and revised

Output 2.4
Multidisciplinary and multisectoral efforts for control of

Output 2.5
Cost efficient synergies with other livestock activities

Output 2.6
Pool of regional experts actively involved in SEACFMD activities

Number of PVS self evaluation or external follow-up evaluation conducted



7 Members - PVS Evaluation
3 Members - PVS Self Evaluation
2 Members - PVS Follow-up Mission

Implementation of recommendations?
Allocation of resources and fund to implement PVS recommendations?

SEACFMD Roadmap Implementation Progress

Outcome 2:
Improved ownership and enabling environment at the national level

Output 2.1
Country ownership of the SEACFMD enhanced

Output 2.2
National VS capacities assessed and PVS recommendations implemented

Output 2.3
National legislation on FMD (and related TADs) reviewed and revised

Output 2.4
Multidisciplinary and multisectoral efforts for control of FMD

Output 2.5
Cost efficient synergies with other livestock activities

Output 2.6
Pool of regional experts actively involved in SEACFMD activities

National legislation related to FMD (and other related TADs) have been reviewed and revised & implemented

9 Members



Challenges in revision?
WOAH VLSP?
Challenges in implementation?

SEACFMD Roadmap Implementation Progress

Outcome 2:
Improved ownership and enabling environment at the national level

Output 2.1
Country ownership of the SEACFMD enhanced

Output 2.2
National VS capacities assessed and PVS recommendations implemented

Output 2.3
National legislation on FMD (and related TADs) reviewed and revised

Output 2.4
Multidisciplinary and multisectoral efforts for control of FMD

Output 2.5
Cost efficient synergies with other livestock activities

Output 2.6
Pool of regional experts actively involved in SEACFMD activities

Level of collaboration/partnerships co-organized with the public and private sectors.

Very good - 3
Good - 5
Poor - 1
Non existing - 2
Don't know - 1



Private sector participation?
Cost sharing?
WOAH PPP Guidelines?

SEACFMD Roadmap Implementation Progress

Outcome 2:
Improved ownership and enabling environment at the national level

Output 2.1
Country ownership of the SEACFMD enhanced

Output 2.2
National VS capacities assessed and PVS recommendations implemented

Output 2.3
National legislation on FMD (and related TADs) reviewed and revised

Output 2.4
Multidisciplinary and multisectoral efforts for control of FMD

Output 2.5
Cost efficient synergies with other livestock activities

Output 2.6
Pool of regional experts actively involved in SEACFMD activities

Indicator 12: Number of activities identified and implemented that are in synergy (FMD and other TADs activities)

7 Members



Incursion of emerging TADs?
Competing priorities?
Cost efficient synergy?

SEACFMD Roadmap Implementation Progress

Outcome 2:
Improved ownership and enabling environment at the national level

Output 2.1
Country ownership of the SEACFMD enhanced

Output 2.2
National VS capacities assessed and PVS recommendations implemented

Output 2.3
National legislation on FMD (and related TADs) reviewed and revised

Output 2.4
Multidisciplinary and multisectoral efforts for control of FMD

Output 2.5
Cost efficient synergies with other livestock activities

Output 2.6
Pool of regional experts actively involved in SEACFMD activities

Number of national experts who have been included in regional and national FMD activities, annually.

6 Members



Competency of identified Experts?
International recognition of identified Experts?

SEACFMD Roadmap Implementation Progress

Outcome 3:
Improved regional coordination

Output 3.1
ASEAN support reaffirmed, including resource support

Output 3.2
Regional
Coordination
platforms
effectively
functioning

Output 3.3
Active collaboration
established and
maintained with key
partners

Output 3.4
Cooperation with non
SEACFMD Member
Countries established

Endorsement of the SEACFMD
Roadmap by the ASEAN SOM-AMAF

Number of Members who use this
roadmap to secure fund commitment
from their respective Govt.

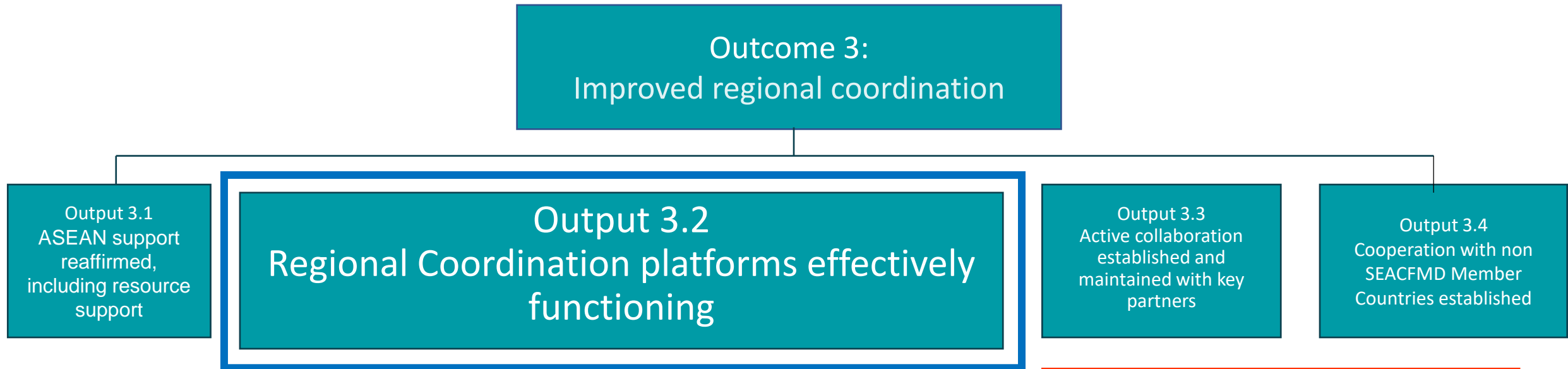
Roadmap endorsed
by SOM-AMAF



7 Members

Allocated fund Vs
Required Fund for FMD
Prevention and Control

SEACFMD Roadmap Implementation Progress



Number of SEACFMD Governance Meetings conducted

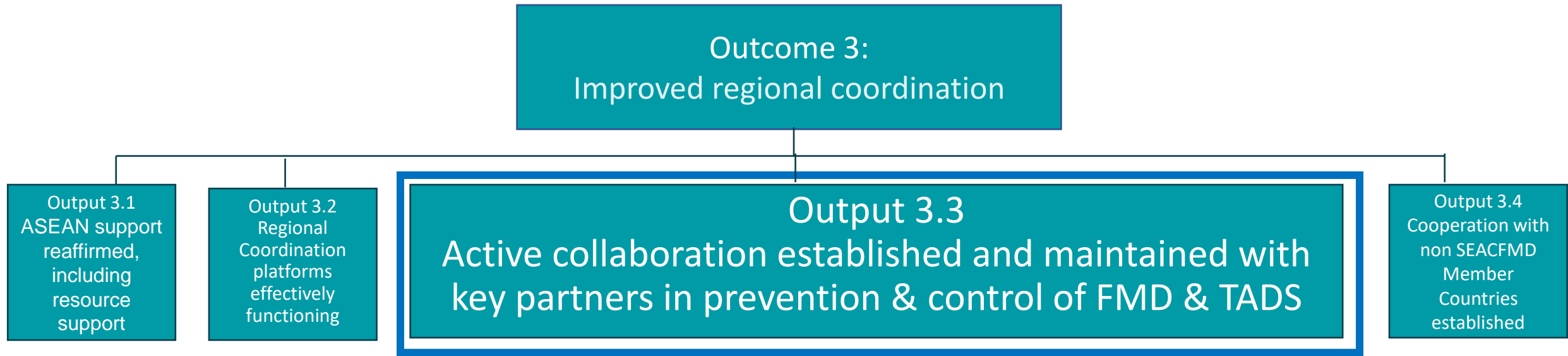
Virtual Joint EpiNet-LabNet Meeting in Feb 2021 and 24th NC Meeting in July 2021



Implementation of the recommendations at the regional and country level?



SEACFMD Roadmap Implementation Progress



Number of joint or collaborative activities implemented with other partners to enhance FMD and TADs control

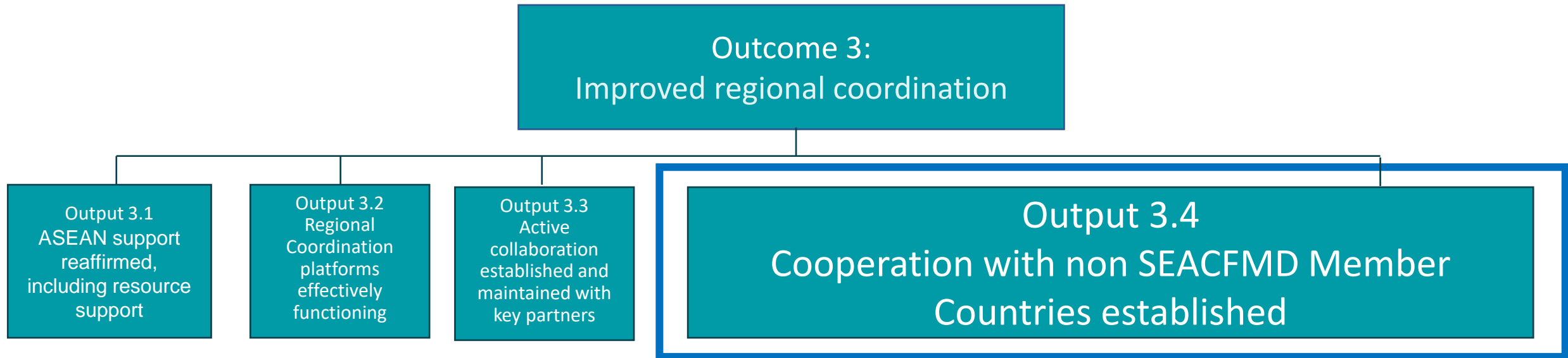
Liaise with FAO to implement GFTADS related activities



Participate in FMD FMD-GCC and Working Group Meetings

Implementation of the recommendations to enhance TADs including FMD control? Complement – avoid duplications?

SEACFMD Roadmap Implementation Progress



Number of non-SEACFMD members who participated in the SEACFMD sub-commission annual meetings

7 Non SEACFMD Members attended Virtual 26th Sub-Com. Meeting in March 2022

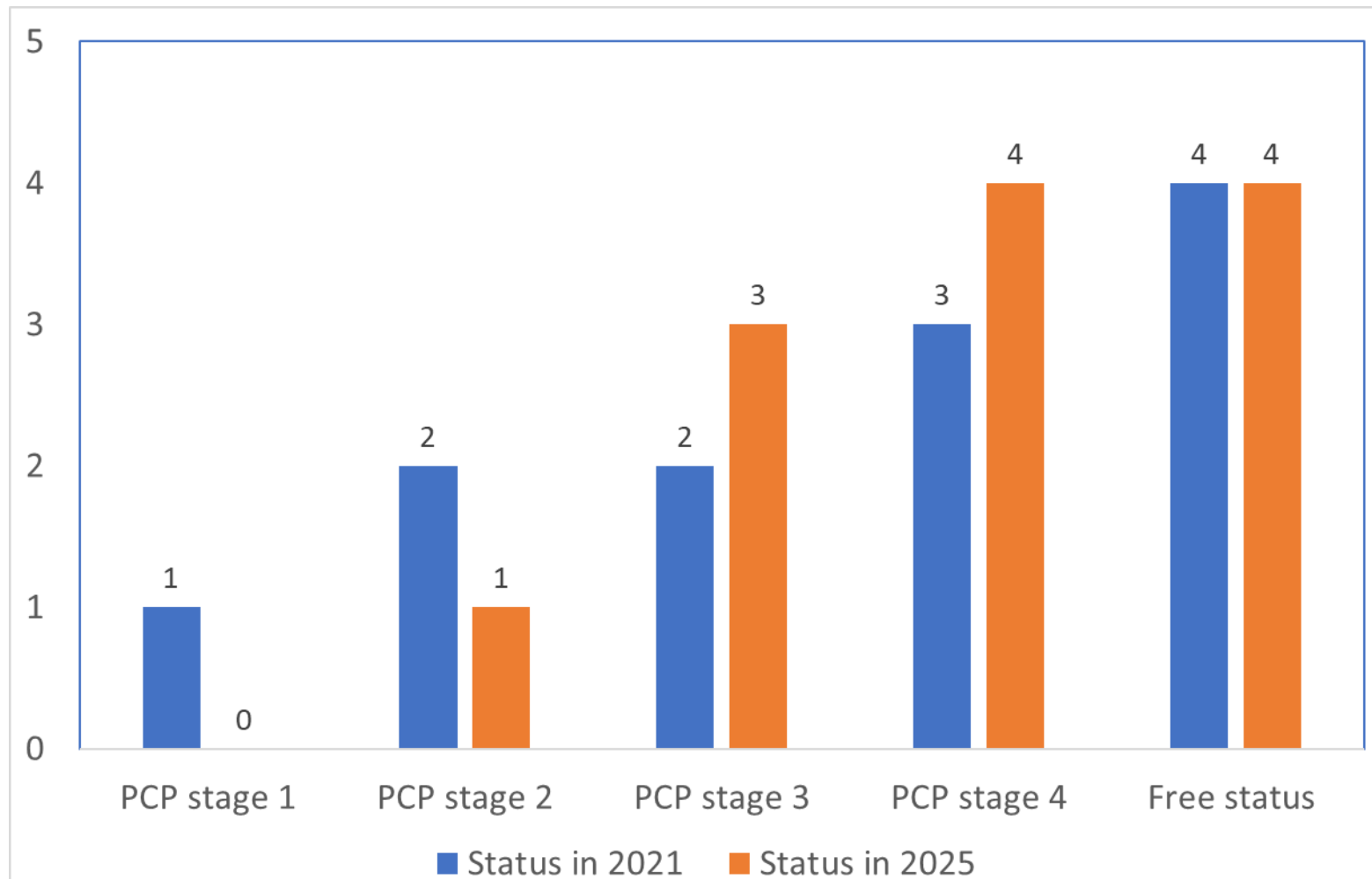


5 Non SEACFMD Members attended physical NC Meeting in Bali, Indonesia (Oct 2022)

Level of interaction and application of lessons learnt to enhance FMD prevention & control

Strategic Objective 1: Reinvigorated FMD prevention and control in SEACFMD member countries

PCP-FMD stage, progress within a stage or FMD-free status, of each SEACFMD member country, annually.



1 Member lost free status
1 Member lost OCP status

Political commitment?
Resources?
Endorsement by Govt?
Policy/ Legislation?
Challenges – Technical/ Non
Technical





Thank You