



World Organisation  
for Animal Health  
Founded as OIE



# Documentation and Reporting



Harshitha, N.

Data Entry Operator

**KVAFSU-CVA Rabies Diagnostic Laboratory**

**WOAH Reference Laboratory for Rabies**

**Dept. of Microbiology, Veterinary College, KVAFSU  
Hebbal, Bengaluru, India**

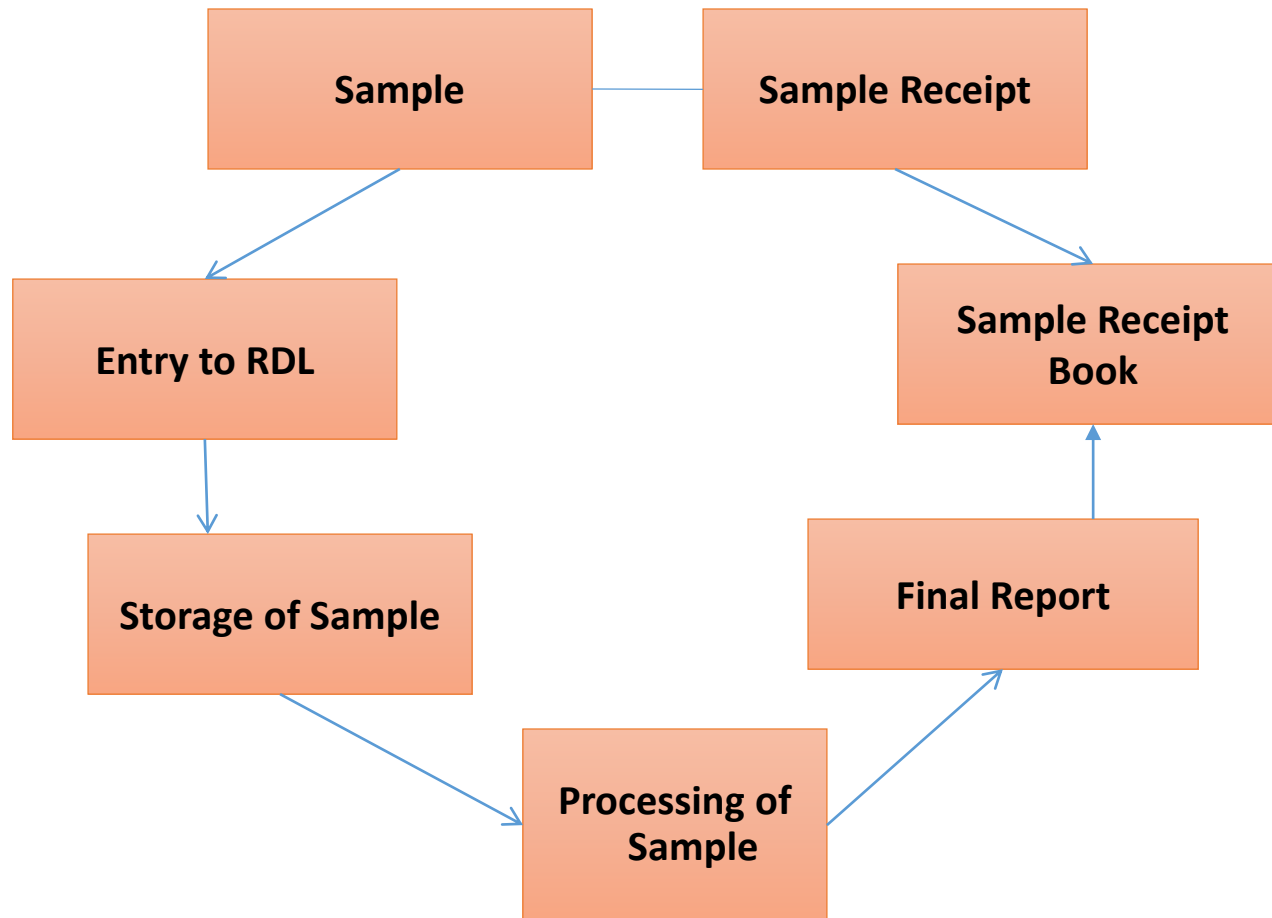


# Documentation



*“If it’s not documented, it didn’t happen.”*

# Flow of Sample



# Sample

- Received from the personnel or by post / courier.



# Sample Receipt

- Standardized Format
- Sample details
- Acknowledgement

 <b>KARNATAKA VETERINARY, ANIMAL AND FISHERIES SCIENCES UNIVERSITY, BIDAR</b> <b>KVAFSU-CVA RABIES DIAGNOSTIC LABORATORY</b> <b>DEPARTMENT OF VETERINARY MICROBIOLOGY</b> <b>VETERINARY COLLEGE, HEBBAL, BENGALURU - 560 024</b>		
<b>FORMAT</b>		
<b>FOR DIAGNOSIS OF RABIES IN SUSPECTED SAMPLES</b>		
1	Species of Animal	
2	Stray / Owned	Stray <input type="checkbox"/> Owned <input type="checkbox"/>
3	(Name& Address along with Ward No., if Owned) (Location and Ward No., if Stray)	
4	Sample Submitted by Name& Address	
5	Contact details:	E-mail: Phone No.:                      Mobile No.:
6	Reference No.	
7	Clinical Signs and Symptoms	
7	Gender	Male <input type="checkbox"/> Female <input type="checkbox"/>
8	Breed	
9	Age	
10	Colour	
11	Vaccination details	Notched / Not notched
12	Date of Sample collection / Date of Post mortem	
14	Sample type	
<p><b>Note: Brain samples should be sent in cold chain</b></p> <p style="text-align: right;">Signature of the clinician</p>		

# Sample Receipt Book

- Entry in to the Sample receipt book
- Unique identification number.



# Entry and Exit to the Rabies Diagnostic Laboratory

- Entry is restricted.
- Entry /Exit log book



Sl. No.	DATE	NAME	PURPOSE OF VISIT	IN TIME	OUT TIME
1047	19/11/2022	Dr. J. J.	Lab	7:00 AM	3:00 PM
1048	20/11/2022	Dr. J. J.	Lab	7:00 AM	3:00 PM
1049	20/11/2022	Dr. J. J.	Lab	7:00 AM	3:00 PM
1050	20/11/2022	Dr. J. J.	Lab	7:00 AM	3:00 PM
1051	20/11/2022	Dr. J. J.	Lab	7:00 AM	3:00 PM
1052	21/11/2022	Dr. J. J.	Lab	7:00 AM	3:00 PM
1053	21/11/2022	Dr. J. J.	Lab	7:00 AM	3:00 PM
1054	21/11/2022	Dr. J. J.	Lab	7:00 AM	3:00 PM
1055	21/11/2022	Dr. J. J.	Lab	7:00 AM	3:00 PM
1056	21/11/2022	Dr. J. J.	Lab	7:00 AM	3:00 PM
1057	21/11/2022	Dr. J. J.	Lab	7:00 AM	3:00 PM
1058	21/11/2022	Dr. J. J.	Lab	7:00 AM	3:00 PM
1059	21/11/2022	Dr. J. J.	Lab	7:00 AM	3:00 PM
1060	21/11/2022	Dr. J. J.	Lab	7:00 AM	3:00 PM
1061	21/11/2022	Dr. J. J.	Lab	7:00 AM	3:00 PM
1062	21/11/2022	Dr. J. J.	Lab	7:00 AM	3:00 PM
1063	21/11/2022	Dr. J. J.	Lab	7:00 AM	3:00 PM
1064	21/11/2022	Dr. J. J.	Lab	7:00 AM	3:00 PM
1065	21/11/2022	Dr. J. J.	Lab	7:00 AM	3:00 PM
1066	21/11/2022	Dr. J. J.	Lab	7:00 AM	3:00 PM
1067	21/11/2022	Dr. J. J.	Lab	7:00 AM	3:00 PM
1068	21/11/2022	Dr. J. J.	Lab	7:00 AM	3:00 PM
1069	21/11/2022	Dr. J. J.	Lab	7:00 AM	3:00 PM
1070	21/11/2022	Dr. J. J.	Lab	7:00 AM	3:00 PM
1071	21/11/2022	Dr. J. J.	Lab	7:00 AM	3:00 PM
1072	21/11/2022	Dr. J. J.	Lab	7:00 AM	3:00 PM
1073	21/11/2022	Dr. J. J.	Lab	7:00 AM	3:00 PM
1074	21/11/2022	Dr. J. J.	Lab	7:00 AM	3:00 PM
1075	21/11/2022	Dr. J. J.	Lab	7:00 AM	3:00 PM
1076	21/11/2022	Dr. J. J.	Lab	7:00 AM	3:00 PM

# Storage of Samples

- Stored in -20° C deep freezer
- Freezer temperature to be recorded in the temperature log



OIE Twinned - KVAFSU - CVA RABIES DIAGNOSTIC LABORATORY  
 DEPARTMENT OF VETERINARY MICROBIOLOGY, VETERINARY COLLEGE, BENGALURU  
**-20°C DEEP FREEZER TEMPERATURE LOG**

Equipment ID: KVAFSU/VCH/RDL/Equip. 16 Range: -20°C

Month	1	2	3	4	5	6	7	8	9	10	11	12	13	14	15	16	17	18	19	20	21	22	23	24	25	26	27	28	29	30	31	Sign of Supervisor					
Jan-2020																																					
Feb-2020																																					
Mar-2020																																					
Apr-2020																																					
May-2020																																					
Jun-2020																																					
Jul-2020																																					
Aug-2020																																					
Sep-2020																																					
Oct-2020																																					
Nov-2020																																					
Dec-2020																																					

KARNATAKA VETERINARY, ANIMAL AND FISHERIES SCIENCES UNIVERSITY, BIDAR  
 KVAFSU CVA RABIES DIAGNOSTIC LABORATORY  
 OIE REFERENCE LABORATORY FOR RABIES  
 DEPARTMENT OF VETERINARY MICROBIOLOGY, VETERINARY COLLEGE, BENGALURU  
**-20°C DEEP FREEZER TEMPERATURE LOG**

Equipment ID: KVAFSU/VCH/RDL/Equip.16 Range: -20°C

Month	1	2	3	4	5	6	7	8	9	10	11	12	13	14	15	16	17	18	19	20	21	22	23	24	25	26	27	28	29	30	31	Sign of Supervisor					
May-2020																																					
Jun-2020																																					
Jul-2020																																					
Aug-2020																																					
Sep-2020																																					
Oct-2020																																					
Nov-2020																																					
Dec-2020																																					



# Processing of Sample

## Entry/Exit to Core Lab

- A Entry and exit Core lab logbook is to be maintained .

Date	Name	ID	Time In	Time Out	Signature
18/12/20	Dr. [unclear]	[unclear]	10:30 AM	12:15 PM	[unclear]
19/12/20	[unclear]	[unclear]	10:30 AM	12:15 PM	[unclear]
20/12/20	[unclear]	[unclear]	10:30 AM	12:15 PM	[unclear]
21/12/20	[unclear]	[unclear]	10:30 AM	12:15 PM	[unclear]
22/12/20	[unclear]	[unclear]	10:30 AM	12:15 PM	[unclear]
23/12/20	[unclear]	[unclear]	10:30 AM	12:15 PM	[unclear]
24/12/20	[unclear]	[unclear]	10:30 AM	12:15 PM	[unclear]
25/12/20	[unclear]	[unclear]	10:30 AM	12:15 PM	[unclear]
26/12/20	[unclear]	[unclear]	10:30 AM	12:15 PM	[unclear]
27/12/20	[unclear]	[unclear]	10:30 AM	12:15 PM	[unclear]
28/12/20	[unclear]	[unclear]	10:30 AM	12:15 PM	[unclear]
29/12/20	[unclear]	[unclear]	10:30 AM	12:15 PM	[unclear]
30/12/20	[unclear]	[unclear]	10:30 AM	12:15 PM	[unclear]
31/12/20	[unclear]	[unclear]	10:30 AM	12:15 PM	[unclear]
01/01/21	[unclear]	[unclear]	10:30 AM	12:15 PM	[unclear]
02/01/21	[unclear]	[unclear]	10:30 AM	12:15 PM	[unclear]
03/01/21	[unclear]	[unclear]	10:30 AM	12:15 PM	[unclear]
04/01/21	[unclear]	[unclear]	10:30 AM	12:15 PM	[unclear]
05/01/21	[unclear]	[unclear]	10:30 AM	12:15 PM	[unclear]
06/01/21	[unclear]	[unclear]	10:30 AM	12:15 PM	[unclear]
07/01/21	[unclear]	[unclear]	10:30 AM	12:15 PM	[unclear]
08/01/21	[unclear]	[unclear]	10:30 AM	12:15 PM	[unclear]
09/01/21	[unclear]	[unclear]	10:30 AM	12:15 PM	[unclear]
10/01/21	[unclear]	[unclear]	10:30 AM	12:15 PM	[unclear]
11/01/21	[unclear]	[unclear]	10:30 AM	12:15 PM	[unclear]
12/01/21	[unclear]	[unclear]	10:30 AM	12:15 PM	[unclear]
13/01/21	[unclear]	[unclear]	10:30 AM	12:15 PM	[unclear]
14/01/21	[unclear]	[unclear]	10:30 AM	12:15 PM	[unclear]
15/01/21	[unclear]	[unclear]	10:30 AM	12:15 PM	[unclear]
16/01/21	[unclear]	[unclear]	10:30 AM	12:15 PM	[unclear]
17/01/21	[unclear]	[unclear]	10:30 AM	12:15 PM	[unclear]
18/01/21	[unclear]	[unclear]	10:30 AM	12:15 PM	[unclear]
19/01/21	[unclear]	[unclear]	10:30 AM	12:15 PM	[unclear]
20/01/21	[unclear]	[unclear]	10:30 AM	12:15 PM	[unclear]
21/01/21	[unclear]	[unclear]	10:30 AM	12:15 PM	[unclear]
22/01/21	[unclear]	[unclear]	10:30 AM	12:15 PM	[unclear]
23/01/21	[unclear]	[unclear]	10:30 AM	12:15 PM	[unclear]
24/01/21	[unclear]	[unclear]	10:30 AM	12:15 PM	[unclear]
25/01/21	[unclear]	[unclear]	10:30 AM	12:15 PM	[unclear]
26/01/21	[unclear]	[unclear]	10:30 AM	12:15 PM	[unclear]
27/01/21	[unclear]	[unclear]	10:30 AM	12:15 PM	[unclear]
28/01/21	[unclear]	[unclear]	10:30 AM	12:15 PM	[unclear]
29/01/21	[unclear]	[unclear]	10:30 AM	12:15 PM	[unclear]
30/01/21	[unclear]	[unclear]	10:30 AM	12:15 PM	[unclear]
31/01/21	[unclear]	[unclear]	10:30 AM	12:15 PM	[unclear]



# Use of Bio-Safety Cabinet

- Log book to be maintained
- Calibration



Sr. No.	DATE	NAME	PERFORMED BY	SH TIME	TESTING TIME
1042	10/10/2022	Dr. L. L.	Dr. L. L.	7:00 AM	7:00 AM
1044	22/10/2022	Dr. L. L.	Dr. L. L.	7:00 AM	7:00 AM
1044	22/10/2022	Dr. L. L.	Dr. L. L.	7:00 AM	7:00 AM
1050	26/10/2022	Dr. L. L.	Dr. L. L.	7:00 AM	7:00 AM
1051	27/10/2022	Dr. L. L.	Dr. L. L.	7:00 AM	7:00 AM
1052	27/10/2022	Dr. L. L.	Dr. L. L.	7:00 AM	7:00 AM
1053	27/10/2022	Dr. L. L.	Dr. L. L.	7:00 AM	7:00 AM
1054	27/10/2022	Dr. L. L.	Dr. L. L.	7:00 AM	7:00 AM
1055	27/10/2022	Dr. L. L.	Dr. L. L.	7:00 AM	7:00 AM
1056	27/10/2022	Dr. L. L.	Dr. L. L.	7:00 AM	7:00 AM
1057	27/10/2022	Dr. L. L.	Dr. L. L.	7:00 AM	7:00 AM
1058	27/10/2022	Dr. L. L.	Dr. L. L.	7:00 AM	7:00 AM
1059	27/10/2022	Dr. L. L.	Dr. L. L.	7:00 AM	7:00 AM
1060	27/10/2022	Dr. L. L.	Dr. L. L.	7:00 AM	7:00 AM
1061	27/10/2022	Dr. L. L.	Dr. L. L.	7:00 AM	7:00 AM
1062	27/10/2022	Dr. L. L.	Dr. L. L.	7:00 AM	7:00 AM
1063	27/10/2022	Dr. L. L.	Dr. L. L.	7:00 AM	7:00 AM
1064	27/10/2022	Dr. L. L.	Dr. L. L.	7:00 AM	7:00 AM
1065	27/10/2022	Dr. L. L.	Dr. L. L.	7:00 AM	7:00 AM
1066	27/10/2022	Dr. L. L.	Dr. L. L.	7:00 AM	7:00 AM

# -80° C Freezer



KARNATAKA VETERINARY, ANIMAL AND FISHERIES SCIENCES UNIVERSITY, BIDAR



KVAFSU/ CVA RABIES DIAGNOSTIC LABORATORY  
 (IC) OIE REFERENCE LABORATORY FOR RABIES  
 DEPARTMENT OF VETERINARY MICROBIOLOGY, VETERINARY COLLEGE, BENGALURU

## -80°C DEEP FREEZER TEMPERATURE LOG

Equipment ID: KVAFSU/ VCB/ RDL/ Equip.11

Range: -80°C


Month	1	2	3	4	5	6	7	8	9	10	11	12	13	14	15	16	17	18	19	20	21	22	23	24	25	26	27	28	29	30	31	Sign of Supervisor	
May-2020																																	
June-2020																																	
July-2020																																	
Aug-2020																																	
Sept-2020																																	
Oct-2020																																	
Nov-2020																																	
Dec-2020																																	

- Temperature log to be maintained

The photograph shows a completed temperature log for the year 2020. The header information is identical to the blank log above. The log is filled with handwritten temperature readings in degrees Celsius for each day of the year. The temperatures are consistently recorded between -75°C and -80°C. The log is signed by the supervisor at the end of each month.

# Incubator

- Bacteriological incubator register to be maintained



Sl. No.	Date	USER NAME	PURPOSE	Time	Signature
1	09-02-18	Lekshmi	DFA testing	9:30 - 10:30am	Lekshmi
2	14-02-18	Lekshmi	DFA testing	10:15-11:15	Lekshmi
3	15-02-18	Lekshmi J Das	"	10:10-11:10	Lekshmi
4	19-02-18	Lekshmi J Das	"	11:30-12:30	Lekshmi
5	20-02-18	Lekshmi J Das	"	10:30-11:30	Lekshmi
6	21-02-18	Lekshmi J Das	DFA testing	10:45-11:45	Lekshmi
7	23-02-18	Lekshmi J Das	"	10:45-11:45	Lekshmi
8	26-02-18	Lekshmi J Das	"	11:00-12:00	Lekshmi
9	27-02-18	Lekshmi J Das	"	12:00-1:00	Lekshmi
10	02-03-18	Lekshmi J Das	"	12:10-1:10	Lekshmi
11	05-03-18	Lekshmi J Das	DFA testing	10:15-11:15	Lekshmi
12	10-03-18	Lekshmi J Das	DFA testing	10:15-11:15	Lekshmi
13	20-03-18	Lekshmi J Das	DFA testing	11:30-12:30	Lekshmi
14	25-03-18	Lekshmi J Das	DFA testing	2:30-3:30	Lekshmi
15	28-03-18	Lekshmi J Das	DFA testing	10:00-11:00	Lekshmi
16	03-04-18	Lekshmi J Das	DFA testing	2:00-3:00pm	Lekshmi
17	05-04-18	Lekshmi J Das	DFA testing	2:40-3:40pm	Lekshmi
18	11-04-18	Lekshmi J Das	DFA testing	11:00-12:00pm	Lekshmi
19	17-04-18	Lekshmi J Das	Stability checking	11:00am-12:00pm	Lekshmi
20	27-04-18	Lekshmi J Das	DFA testing	11:30am-12:30pm	Lekshmi

# Microscopy



- Fluorescent Microscope Register to be maintained



DATE	NAME	START TIME	STOP TIME	FLUORESCENT MICROSCOPE
18/10/19	Deep D. Siroo, D. Shandha	1:45 pm	4:50 pm	Fluorescent microscope
20/10/19	D. Siroo, Deep, D. Shandha	10:50 pm	3:10 pm	—
21/10/19	Sandeep, Deep, D. Siroo, D. Shandha	11:30 pm	12:05 pm	—
23/10/19	Sandeep, D. Siroo, D. Shandha	10:45 pm	11:30 pm	—
23/10/19	Sandeep, D. Siroo, D. Shandha	12:30 pm	2:10 pm	—
24/10/19	Deep, Sandeep, D. Siroo	11:50 pm	12:40 pm	—
27/10/19	Deep, Sandeep, D. Siroo, D. Shandha	12:20 pm	3:50 pm	—
27/10/19	Deep, Sandeep, D. Siroo, D. Shandha	11:45 pm	1:20 pm	—
28/10/19	Sandeep, Deep, D. Siroo, D. Shandha	1:30 pm	3:20 pm	—
12/11/19	Sandeep, D. Siroo, D. Shandha	1:10 pm	2:30 pm	—
16/11/19	Deep, Sandeep, D. Siroo, D. Shandha	12:45 pm	2:50 pm	—
20/11/19	Deep, D. Siroo, D. Shandha	12:45 pm	1:15 pm	—
21/11/19	Deep, D. Shandha	11:45 pm	12:50 pm	—
22/11/19	Deep, D. Sandeep, D. Shandha, Deep	8:30 pm	10:10 pm	—
27/11/19	D. Shandha, Deep, D. Siroo, D. Siroo	11:45 pm	12:50 pm	—
29/11/19	D. Sandeep, D. Shandha, D. Siroo	1:10 pm	1:50 pm	—
21/12/19	D. Shandha, D. Siroo, D. Shandha	1:30 pm	1:45 pm	—

# Final Report

- Final report is prepared.
- Review & authorized
- Results are informed
- Final results--sample receipt book

KARNATAKA VETERINARY, ANIMAL AND FISHERIES SCIENCES UNIVERSITY, BIDAR  
 KYAFSU-CVA RABIES DIAGNOSTIC LABORATORY  
 DEPARTMENT OF VETERINARY MICROBIOLOGY  
 VETERINARY COLLEGE, HEBBAL, BENGALURU - 560 024

No. RDL/VCH/VMC /2022-23/ Date: 25.04.2023

**TEST REPORT FOR RABIES**

1. Sample	Brain
2. Animal / Species and Its Location	Dog parked from HBB Layout
3. Sample received from (Name & Address of sender)	Mr. Vin Kumar for animal Welfare and Social Development Bangalore Village No. 3003P Bantua Village Mobile No. 9846997021
4. Date of sample Receipt	27.03.2023
5. Condition of the sample	FIT
6. Date of Test performed	26.04.2023
7. Test performed	IFA & IELIS

**TEST RESULT:**

Sl. NO.	SAMPLE ID	LAB ID	TEST PROTOCOL	RESULTS
			OIE Manual of Diagnostic Tests and Vaccines for Terrestrial Animals, 2019, SOP No. RDL 027, DOI 02.09.2019	

Reviewed by: *[Signature]* Authorized by: *[Signature]*

1. (Shrikrishna Isloor) Laboratory Director 2. (Sharada, R) Quality Manager (D. Rathnamma) Biosafety officer

Disclaimer:  
 1. This Laboratory is not responsible for the sampling, the sample is provided by the customer  
 2. Results relate only to the item tested.  
 3. This report shall not be reproduced except in full without approval of Laboratory Director.

KARNATAKA VETERINARY, ANIMAL AND FISHERIES SCIENCES UNIVERSITY, BIDAR  
 KYAFSU-CVA RABIES DIAGNOSTIC LABORATORY  
 DEPARTMENT OF VETERINARY MICROBIOLOGY  
 VETERINARY COLLEGE, HEBBAL, BENGALURU - 560 024

No. RDL / VCH / VMC /2022-23 / Date:

**TEST REPORT FOR RABIES**

1. Sample	
2. Animal / Species and Its Location	
3. Sample received from (Name & Address of sender)	
4. Date of sample Receipt	
5. Condition of the sample	
6. Date of Test performed	
7. Test performed	

**TEST RESULT:**


Sl. NO.	SAMPLE ID	LAB ID	TEST PROTOCOL	RESULTS
			OIE Manual of Diagnostic Tests and Vaccines for Terrestrial Animals, 2019, SOP No. RDL 027, DOI 02.09.2019	

Reviewed by: \_\_\_\_\_ Authorized by: \_\_\_\_\_


1. (Shrikrishna Isloor) Laboratory Director 2. (Sharada, R) Quality Manager (D. Rathnamma) Biosafety officer

Disclaimer:  
 1. This Laboratory is not responsible for the sampling, the sample is provided by the customer  
 2. Results relate only to the item tested.  
 3. This report shall not be reproduced except in full without approval of Laboratory Director.

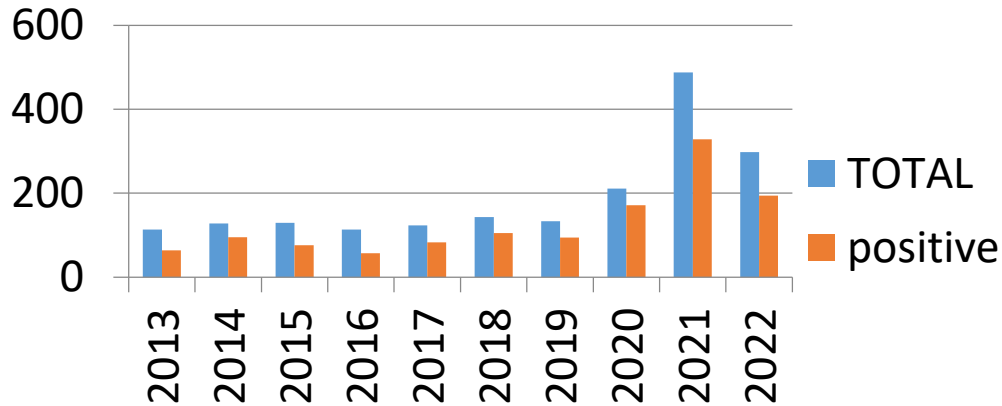
# Day Book



- Daily Routine is being recorded
  - Samples tested
  - Type of samples
  - Procedure
  - Result



# Data Base



A	B	C	D	E	F	G	H	I	J	K	L	M	N	O	P	Q	R
Id	Reference No	Date of Sample	Date of Test	Address of sender	Locatn of the Animal	Zone	State	Own/Stray	AGE	gender	Species/ Breed	DFA	LFA	Symtoms			
VMC 1294	28/07.09.2020	07.09.2020	08.09.2020	RADHIKA	BIDADI	RR.NAGAF	KARNATA	STRAY	2Y	FEMALE	DOG	ND	+	+	RABIES SUSPECTED		
VMC 1295	1101708	07.09.2020	08.09.2020	DR. BALAJI	RR. NAGAR	RR.NAGAF	KARNATA	STRAY	ADULT	MALE	DOG	ND	-	-	PARALYSED, RECUMBENT TREM		
VMC 1296	1101709	07.09.2020	08.09.2020	DR. BALAJI	JALAHALLI	RR.NAGAF	KARNATA	STRAY	ADULT	FEMALE	DOG	ND	+	+	PARALYSED, RECUMBENT TREM		
VMC 1297	1101715	07.09.2020	08.09.2020	DR. BALAJI	RR. NAGAR	RR.NAGAF	KARNATA	STRAY	ADULT	MALE	DOG	ND	+	+	HEAD BUTTING, CHASING & AT		
VMC 1298	1101001	07.09.2020	08.09.2020	ASST.DIRECT	LB SHASTRI NAGAR	MAHADEV	KARNATA	STRAY	ADULT	MALE	BULL	ND	+	+	HEAD BUTTING, CHASING & AT		
VMC 1299	1101710	08.09.2020	10.09.2020	VSAWRD	SHIVAJINAGAR	EAST	KARNATA	STRAY	8YRS	MALE	DOG	ND	+	+	BITING		
VMC 1300	1101711	08.09.2020	10.09.2020	ASRA	KR PURAM	MAHADEV	KARNATA	STRAY	3 M	MALE	DOG	ND	+	+	RABIES SUSPECTED		
VMC 1301	1101712	08.09.2020	10.09.2020	ASRA	KR PURAM	MAHADEV	KARNATA	STRAY	7 YRS	MALE	DOG	ND	+	+	PARALYSED, RECUMBENT TREM		
VMC 1302	1101713	09.09.2020	10.09.2020	SARVODAYA	KUMARA PARK	EAST	KARNATA	STRAY	5 M	FEMALE	DOG	ND	+	+	PARALYSED, RECUMBENT TREM		
VMC 1303	1101714	09.09.2020	10.09.2020	SARVODAYA	CHAMRAJPETE	WEST	KARNATA	STRAY	6 M	MALE	DOG	ND	+	+	HEAD BUTTING, CHASING & AT		
VMC 1304	1101716	09.09.2020	10.09.2020	CUPA ABC	GOTTIGERE	BOMMAN	KARNATA	STRAY	8 YRS	MALE	DOG	ND	+	+	HEAD BUTTING, CHASING & AT		
VMC 1305	1101707	09.09.2020	10.09.2020	VSAWRD	LINGARAJPURAM	EAST	KARNATA	STRAY	7 YRS	MALE	DOG	ND	+	+	BITING		



# Cleanliness

- To achieve conducive atmosphere
- Cleaning Log book and charts are maintained



For:

1. Office & Corridors
2. Microscopy Room
3. Molecular Laboratory
4. Anteroom & Corridor
5. Core Lab
6. Sterilization & Packing
7. Washing Room



KARNATAKA VETERINARY, ANIMAL AND FISHERIES SCIENCES UNIVERSITY, BHDH  
SPAFIC-VYBAREE DIAGNOSTIC LABORATORY  
L-01 THE BORN OPT. LABORATORY FOR BIRTH  
DEPARTMENT OF ANTIMICROBIALS  
VETERINARY COLLEGE, BHDH, BENGALURU - 56004

Cleaning Chart

Room: Office & Corridor Month: October 2020

Days	1	2	3	4	5	6	7	8	9	10	11	12	13	14	15	16	17	18	19	20	21	22	23	24	25	26	27	28	29	30	31	
Chemical used																																
Washing																																
Washing																																
Surface Disinfection																																
Cleaning																																
Sign of cleaner																																

Sign of supervisor: *[Signature]*

# To Sum up with...

## Registers

- DFA Sample receipt book register
- Entry and Exit to the Rabies Diagnostic Laboratory
- Bio-safety Cabinet
- -80° C Freezer
- Bacteriological incubator
- Refrigerator (Cell culture)
- Deep Freezer -20°c
- Fluroscent Microscope
- Cleaning log book

## Log charts

- -80° C Freezer
- Refrigerator (Cell culture)
- Deep Freezer -20°c
- Cleaning log charts

*“Documentation...  
Make it happen”*

*Thank You  
Stay Safe*