



World Organisation
for Animal Health
Founded as OIE

25th SEACFMD National Coordinators
Meeting, Bali Indonesia
(3 to 5 October 2022)

SEACFMD Roadmap M&E logical framework (Baseline and Targets)

Karma Rinzin

Regional Animal Health Coordinator


WOAH Sub-Regional Representation for South-East Asia

Outline

- Background
 - SEACFMD Roadmap M&E framework
 - Implementation and Information Flow
- M&E Baseline Survey findings
- Group work
 - Relevancy on M&E Indicator
 - Measuring M&E Indicators
 - Enhancing collection of data and information



Rolling out of SEACFMD Roadmap 2021-2025



Sub-Commission Consultation

National Coordinators consultation

Sub-Commission consultation

National Coordinators consultation

Sub-Commission Endorsement

24th SEACFMD National Coordinators Meeting

26th SEACFMD Sub-Commission meeting

25th SEACFMD National Coordinators Meeting

December 2020

Jan 2021

July 2021

March 2022

October 2022

Endorsement of SEACFMD Roadmap 2021-2025

Consultation to prepare Roadmap Implementation Plan

Consultation and introduction of draft M&E Framework

Endorsement of M&E framework

Agreement on the M&E Indicators baseline and targets

What is M&E Framework

SEACFMD Road Map Objectives	Indicators	Baseline 2021	Targets 2025	Measuring indicators
Strategic objective	What we will measure to show how much progress we are making	Level of each indicator in 2021	What we aim to achieve by 2025 for each indicator	Methods to collect + analyse data <i>- when, how often, who is involved</i>
Outcomes				
Outputs				
Activities				

SEACFMD Roadmap Implementation Plan at the regional and country level

Item	Activities	Priority	2021	2022	2023	2024	2025	Implementor	Funding	Remarks
Strategic Objective 1	Reinvigorated FMD prevention and control in SEACFMD member countries									
Outcome 1	Improved surveillance, movement control, vaccination and preparedness/response to FMD									
Output 1.1	Fit-for-purpose and sustainable FMD surveillance system established									
Activity 1.1.1	Organise trainings/meetings/workshops to provide technical guidance on the design of FMD surveillance tailored for the countries' needs	high	y	y	y	y	y	SRR SEA	NZ CF	KR AS BP
Activity 1.1.2	Organise regional expert group (REG) meetings to develop/follow-up on recommendations to improve FMD laboratory capacity building	medium	y	y	y	y	y	SRR SEA, FAO, OIE Ref Labs	CF	KR BP

Why do we need M&E framework?

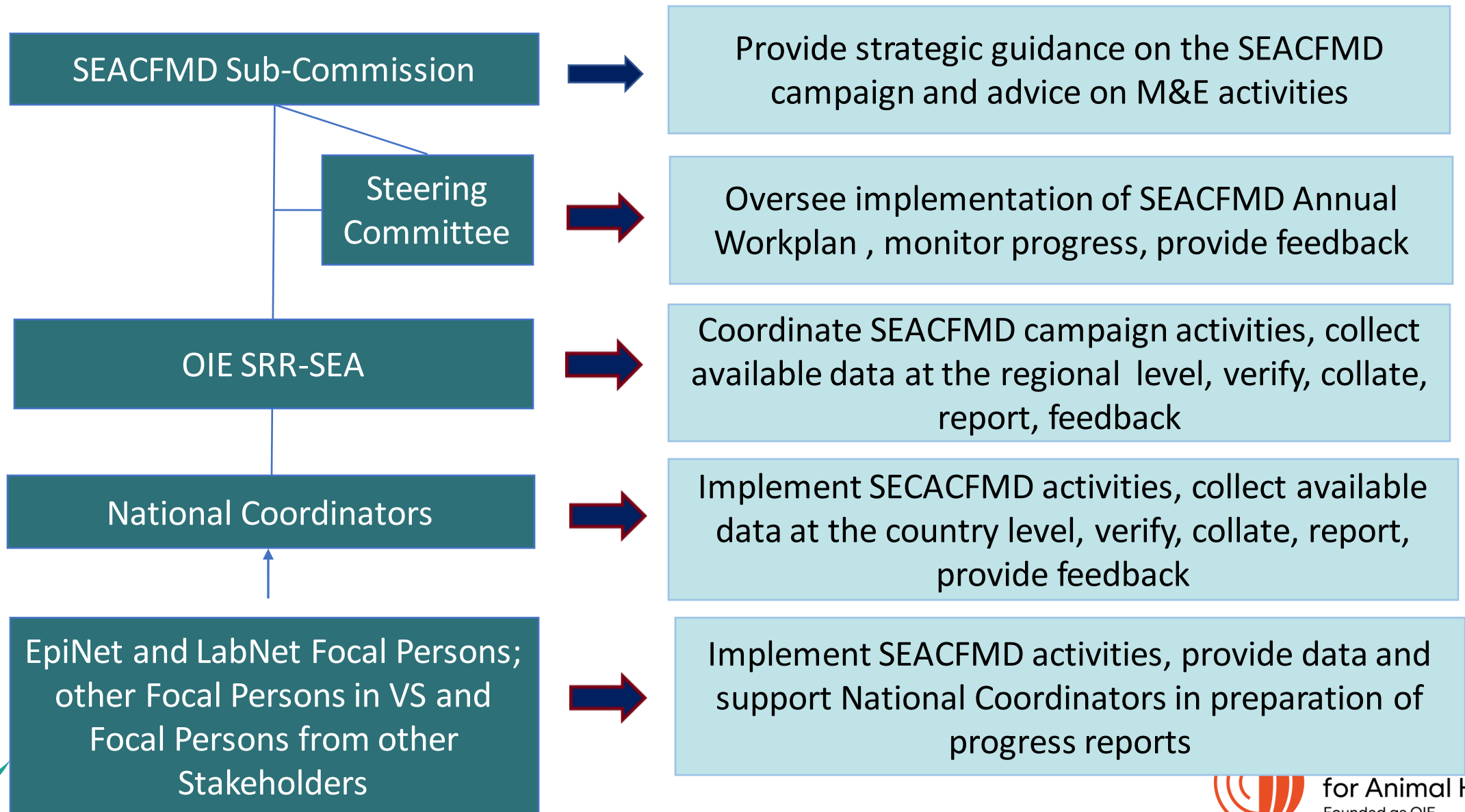
Evidence – reliable robust information!

- ✓ Progress
 - are we meeting our targets?
- ✓ Impact
 - are we gaining better control of FMD?
- ✓ Improve implementation - SEACFMD Road Map + National FMD Plans
 - effectiveness, efficiency, sustainability ...
- ✓ Accountability
- ✓ Advocacy
- ✓ Decision-making
- ✓ Research

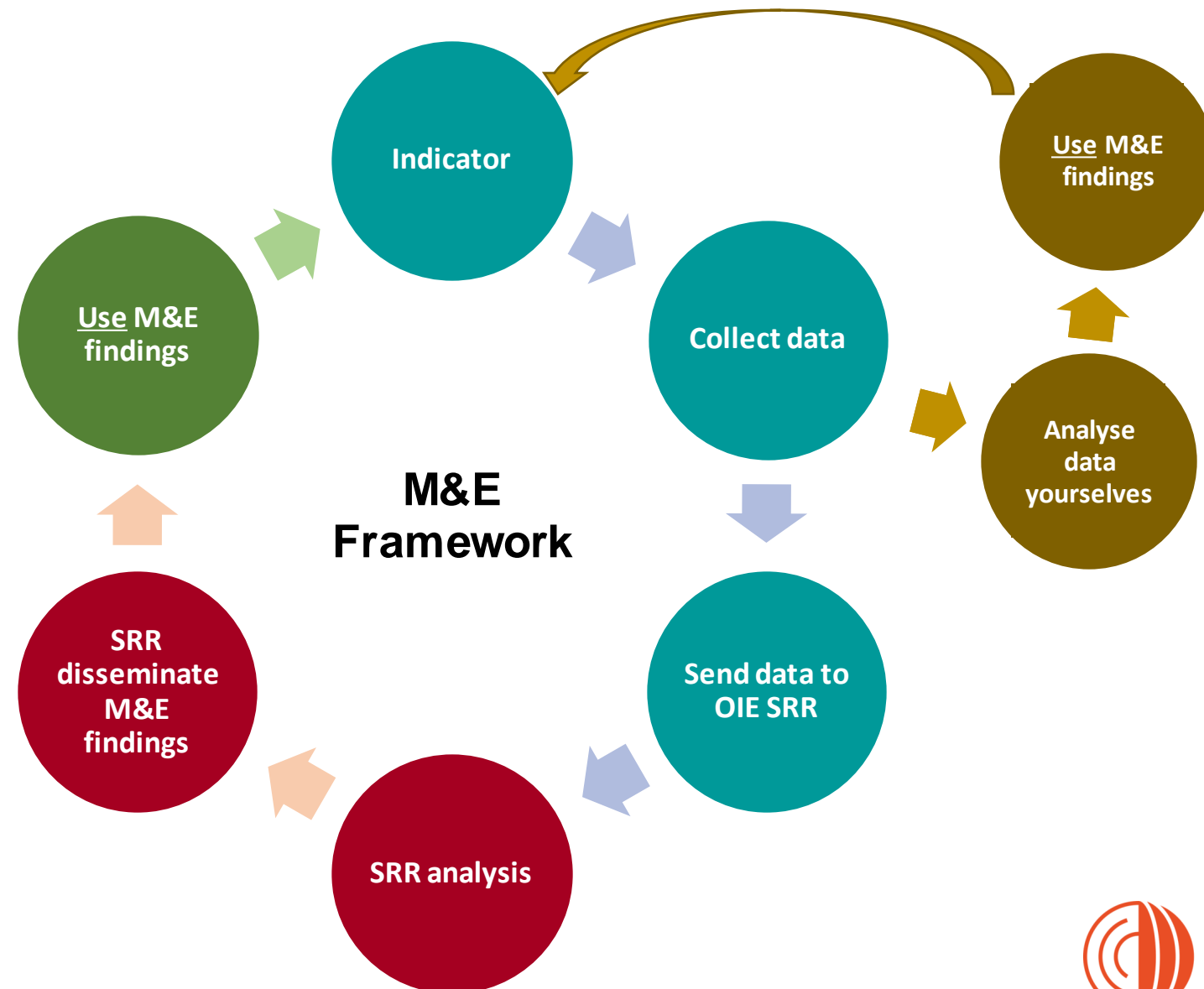
.....



Implementation and Information flow




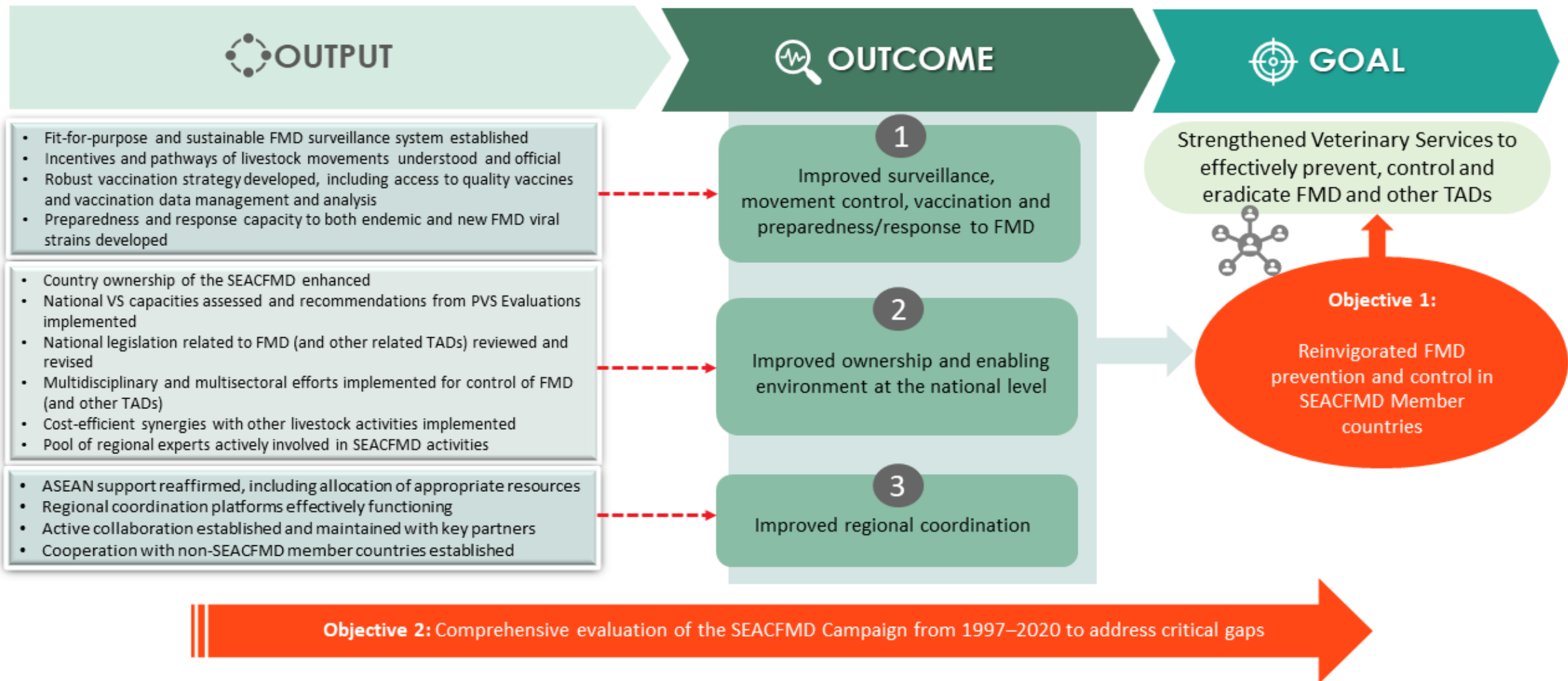
SEACFMD Roadmap 2021-2025 M&E Framework



M&E Baseline Survey Findings

- Questionnaire survey
 - Questions prepared in MS form and shared to SEACFMD Members
 - Covered 10 Indicators in the Questionnaire
 - Members completed online questionnaire
- All SEACFMD Members completed the online survey questionnaire

Theory of change – SEACFMD Roadmap 2021-2025



SEACFMD Governance:

- Sub-Commission
- Steering Committee
- National Coordinators
- Epidemiology Network (EpiNet)
- Laboratory Network (LabNet)

National Stakeholders:

- Public sector
- Private sector
- Research institutions and academia
- Farmers and producers
- Consumers
- Local communities
- Local NGOs

Regional stakeholders:

- ASEAN
- OIE SRRSEA
- FAO-RAP

Other technical and advisory Groups:


- Private Sector Consultative Committee
- Regional FMD Expert Group
- Upper Mekong Region Working Group

Output 1.2 Incentives and pathways of livestock movements understood, and official animal movements promoted

Indicator 4: Number of agreement signed between the countries to facilitate livestock trade and legal movement of livestock

7. Have your country signed an agreement with another country to facilitate livestock/ animal trade in 2021 or earlier?

[More Details](#)

 Yes	3
 No	4
 Don't know	5



Output 1.4 Preparedness and response capacity to both endemic and new FMD viral strains developed.

Indicator 6: Members have functional preparedness and response capacity to endemic and new FMD viral strains.

10. Did your country had a National FMD Preparedness and Response Plan in 2021 or earlier?

[More Details](#)

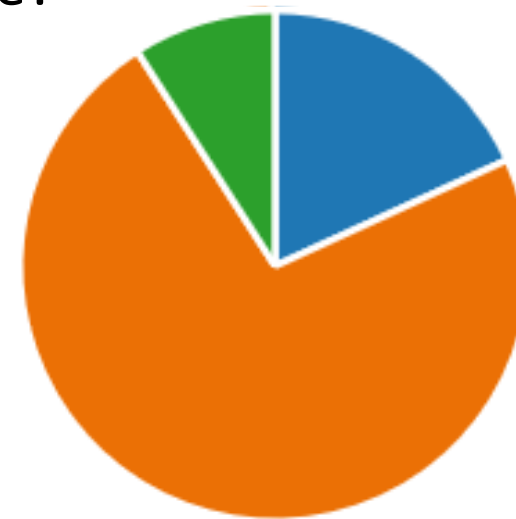
- Yes
- No
- Don't know

11
1
0

If yes, have you tested your plan through simulation exercise?

- Yes
- No
- Don't know

2
8
1






Outcome 2: Improved ownership and enabling environment at national level

Indicator 7: National FMD Plan aligned with the SEACFMD Road Map (2021-2025) that has been endorsed by their Ministries with a budget allocation.

13. Have your country's National FMD Plan aligned with the SEACFMD Road Map 2021-2025

[More Details](#)

 Insights

-  Yes
-  No
-  Don't know

10
1
1

If yes, is your country plan endorsed by your Ministry with budget allocation?

-  Yes
-  No
-  Don't know

7
3
0






Output 2.1 Country ownership of the SEACFMD Campaign enhanced.

Indicator 8: National FMD Control Programme is endorsed by the Ministries/ Government

15. Have your Country's National FMD Programme endorsed by the Ministries/ Government in 2021 or earlier (Output 2.1)

[More Details](#)

 Insights

-  Yes 8
-  No 4
-  Don't know 0






Output 2.2 National Veterinary Service capacities assessed and recommendations from PVS Evaluation implemented.




Indicator 9: Number of PVS self evaluation or external follow-up evaluation conducted

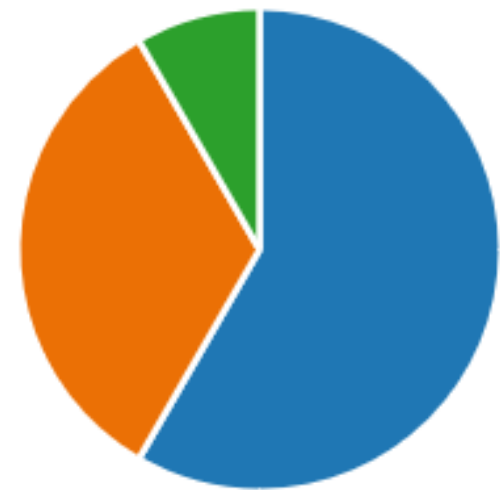
16. Have your Country carried out PVS self evaluation or external follow-up evaluation in 2021 or earlier?

[More Details](#)

 Insights

-  Yes 7
-  No 4
-  Don't know 1

-  PVS Self Evaluation 3
-  PVS Follow-up Evaluation 2
-  Both 2



Output 2.3 National legislation related to FMD (and other related TADs) reviewed and revised.

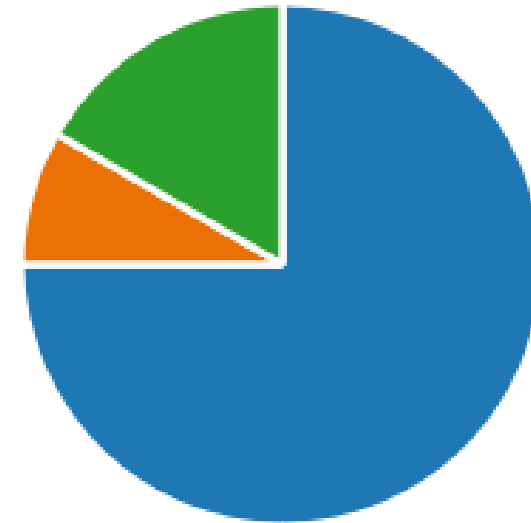
Indicator 10: National legislation related to FMD (and other related TADs) have been reviewed and revised.

18. Have your Country reviewed any legislations related to FMD and other TADs in 2021 or earlier?

[More Details](#)

 Insights

 Yes	9
 No	1
 Don't know	2



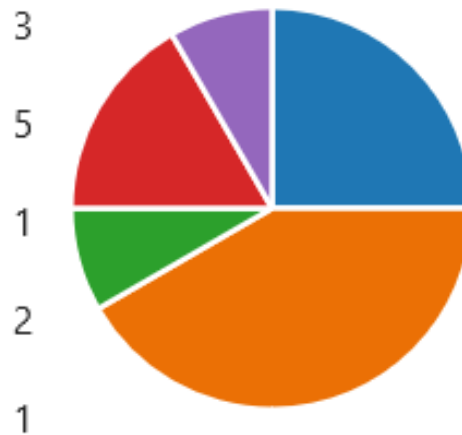
Output 2.4 Multi-disciplinary and multisectoral efforts implemented for control of FMD (and other related TADs).

Indicator 11: Level of collaboration/ partnerships co-organized with the public and private sectors.

20. As of 2021 what is level of collaboration with the Private Sector for prevention and control of FMD? (For example meetings, field activities etc)

[More Details](#)

- Very Good
- Good
- Poor
- Non existing
- Don't know



4 respondents (40%) answered **disease** for this question.

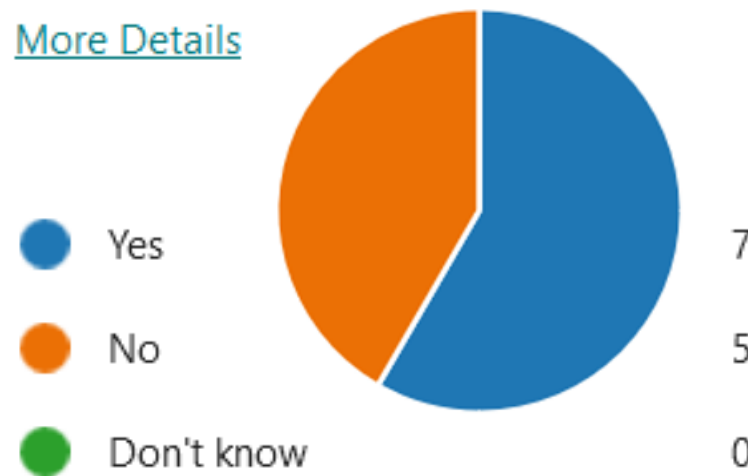


Output 2.5 Cost-efficient synergies with other livestock activities implemented

Indicator 12: Number of activities identified and implemented that are in synergy (FMD and other TADs activities)

22. Have you undertaken any activities that are in synergy with FMD and other TADs control (For example combined FMD and LSD vaccination) to enhance cost efficiency in 2021?

[More Details](#)



4 respondents (57%) answered **surveillance** for this question.



Output 2.6 Pool of regional experts actively involved in SEACFMD activities.

Indicator 13: Number of national experts who have been included in regional and national FMD activities, annually.

24. Have you identified FMD Expert in your Country? For example – Expert in FMD diagnosis, surveillance, risk analysis, communication etc.

[More Details](#)

● Yes	6
● No	6
● Don't know	0

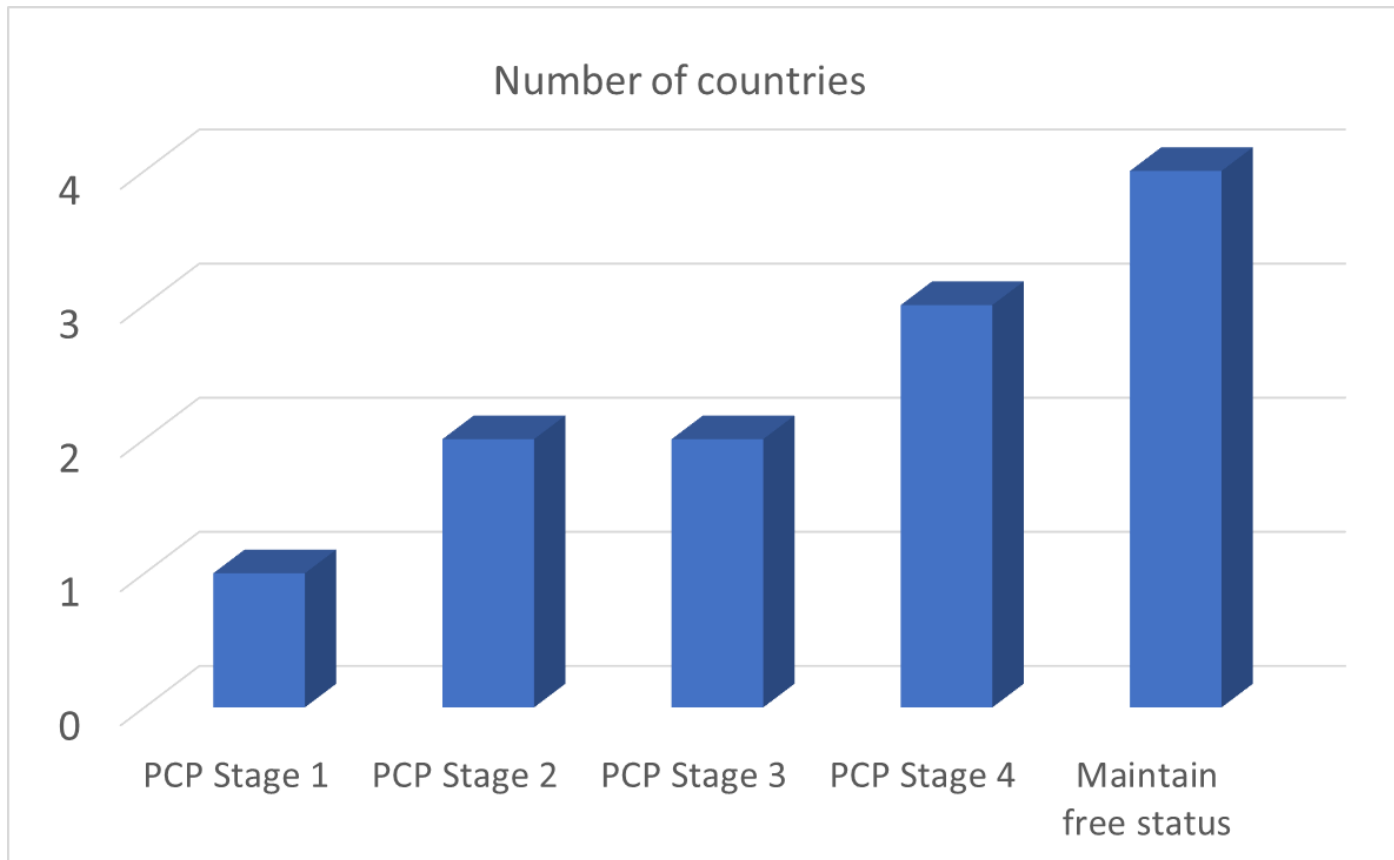


Baseline information available (not asked to Members)

Indicators	Baseline
1.2 Prevalence of FMD at national, zone, and regional levels, annually/ Number of FMD outbreaks reported by the Members (Outcome 1)	Baseline will be determined from SEACFMD Bulletin 2020 and Narrative Country Report submitted during the Sub-Commission meeting
1.3 Percentage of reported outbreaks with full investigation including virus characterization, annually (Output 2.1)	Baseline will be determined from SEACFMD Bulletin 2020
1.5 Number of targets in the National Vaccination Strategy achieved annually at country level (Output 2.3)	Baseline will be worked based on the survey report conducted in 2021 on FMD vaccination implemented of SEACFMD Members
Indicators for outcome 3 and Outputs under it (3.1 to 3.4). Indicators 14, 15, 16, 17, 18 & 19	Mostly specific to region

Objective 1 - Reinvigorated FMD prevention and control in SEACFMD member countries.

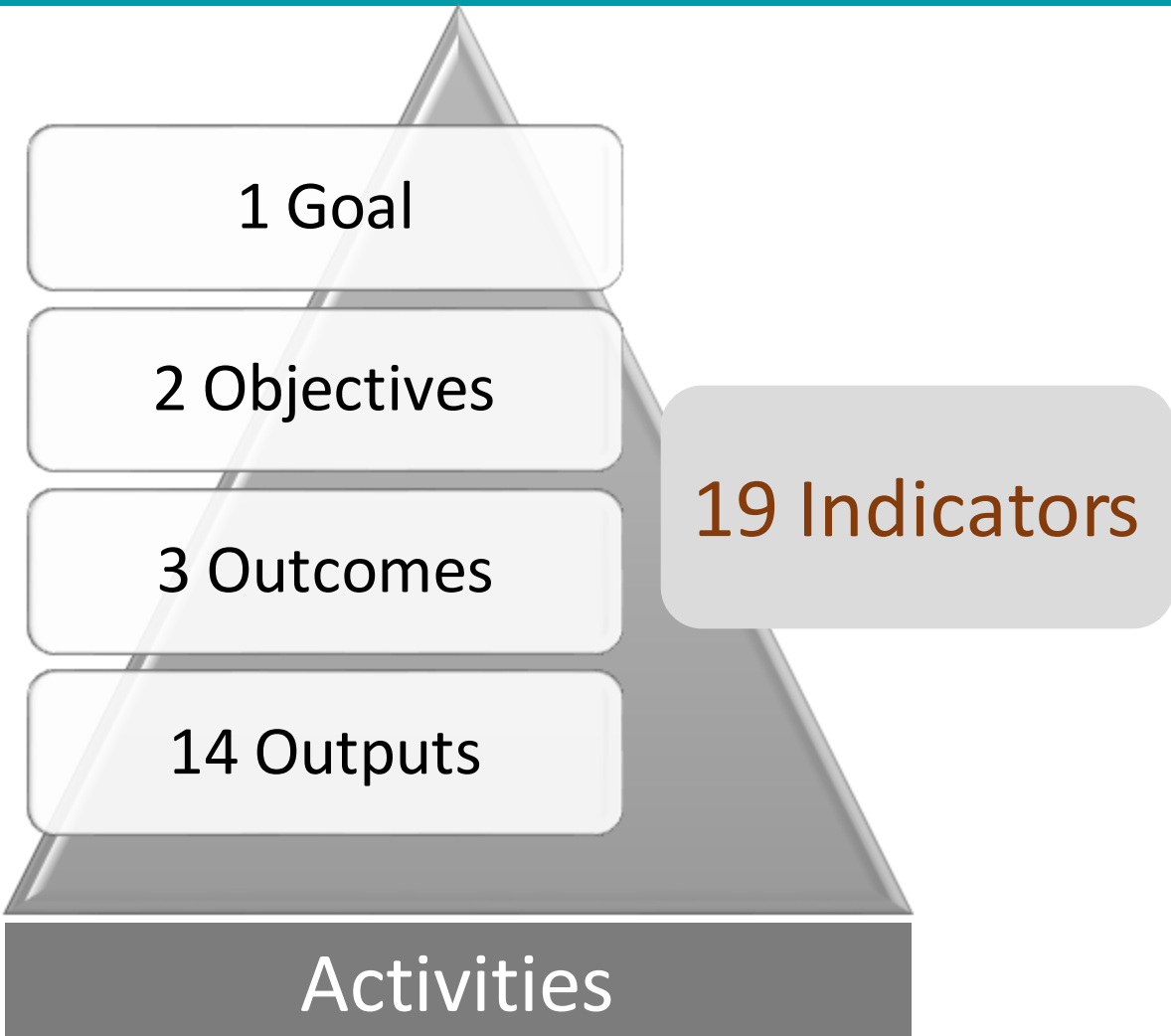
Indicator 1: PCP-FMD stage, progress within a stage or FMD-free status, of each SEACFMD member country, annually.



Status in 2021

Targets in 2025?

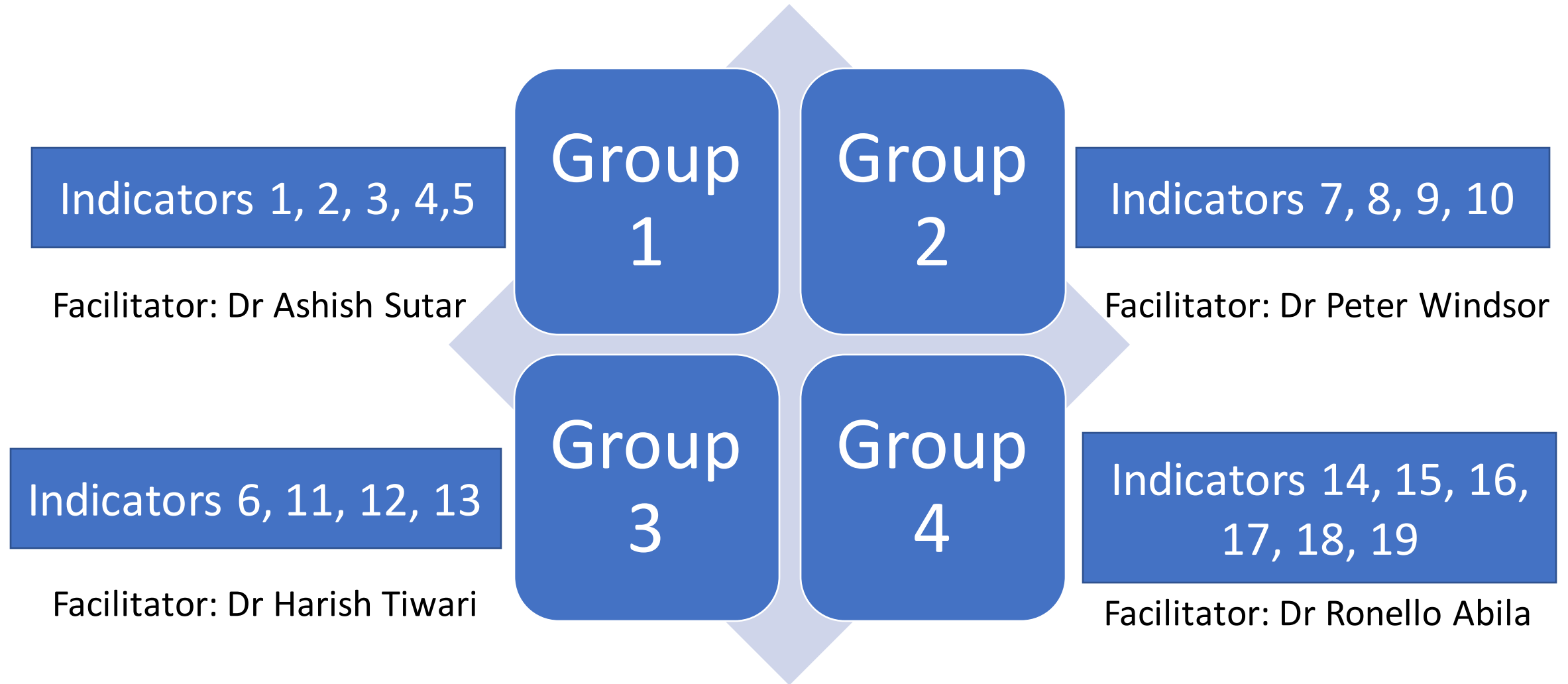
Group Work Objectives



- **Key Questions**

- Is the identified M&E Indicators relevant to measure the progress of SEACFMD Campaign?
- How to measure these indicators?
- How to enhance collection of data/information for the M&E Indicators?

Group Work – Indicators and Facilitators



Group 1 and 2

Group 1

Number	Name
1	Nuryani Zainuddin
2	Souryasack Chayavong
3	Bodisaikhan Khisgee
4	Joanita Jong
5	Gary He
6	Irfan Wijaya
7	Emile Veillat
8	Peter Windsor
9	Wisnu Wasisa Putra
10	Margaretha
11	Maidaswar
12	Afrizal Panus
13	Rudi Harso Nugroho

Ashish

Group 2

Number	Name
1	Arlene Vytiaco
2	Chan Bun
3	Jamaliah Senawi
4	Subeom Li
5	Lucas Schooman
6	Wilna Vosloo
7	Raihin Zulkfili
8	M.M. Hidayat
9	Yulizar
10	I Nyoman Dibia, MP
11	Dinar
12	Enny Saswiyanti
13	Putut Eko Wibowo

Peter

Group 3 and 4

Group 3

Number	Name
1	Ye Tun Win
2	Nguyen Thanh Phuong
3	Dianna Dennis
4	Kazuki Marioko
5	Simon Quilty
6	Donna Benett
7	Donald King
8	Mario Lintang Pratama
9	Irpansyah Batubara
10	Arif Wicaksono
11	Yuni Yupiana
12	Suryantana
13	Edy Susila

Harish

Group 4

Number	Name
1	Tosapol Dejyong
2	Pebi Suseno
3	Christine Lee
4	Beth Cookson
5	Huachan Li
6	Phoebe Readford
7	Harish Tiwari
8	Kingkarn Seeyo
9	Ira Firgorita
10	Megawaty Iskandar
11	Sapto Rini
12	Azfirman
13	Hendra Wibawa

Ronel

Group Work - Steps

- Checklist provided to facilitators
- Participants are encouraged to refer M&E framework and Theory of Change during the group work
- Discussion to focused on:
 - Is the identified M&E Indicators relevant to measure the progress of SEACFMD Campaign?
 - How to measure these indicators? (e.g. FMD prevalence, proportion of outbreak with complete investigation,...)
 - How to enhance collection of data/ information for the M&E Indicators? Who will collect, when, frequency)
- Group work/ discussion for 50 Minutes
- Plenary session: 20 Minutes (Five Minutes per group)
- Each Group to assign a two Rapporteurs who will record discussion and report back during the Plenary session

Group 1 Output - Group Work Session to assess M&E Indicators for SEACFMD Roadmap 2021 2025

Key Questions:

- Is the identified M&E Indicators relevant to measure the progress of SEACFMD Campaign?
- How to measure these indicators?
- How to enhance collection of data/ information for the M&E Indicators?
 - Facilitator: Dr Ashish Sutar
 - Rapporteur:

Objective/ Outcome/ Outputs	Indicator	Relevancy	How to measure? E.g. Prevalence, number, etc	Data collection What, who, <u>when</u> , how often?
Strategic Objective 1: Reinvigorated FMD prevention and control in SEACFMD member countries.	I.1 PCP-FMD stage, progress within a stage or FMD-free status, of each SEACFMD member country, annually.			
Outcome 1: Improved surveillance, movement control, vaccination, and preparedness/ response to FMD.	I.2 Prevalence of FMD at national, zone, and regional levels, annually/ <u>Number</u> of FMD outbreaks reported by the Members			



Thank You