



26<sup>th</sup> SEACFMD Sub-Commission Meeting  
(16 to 18 March 2022)

## SEACFMD Roadmap Implementation Plan and M&E logical framework

**Karma Rinzin**

**Regional Animal Health Coordinator**


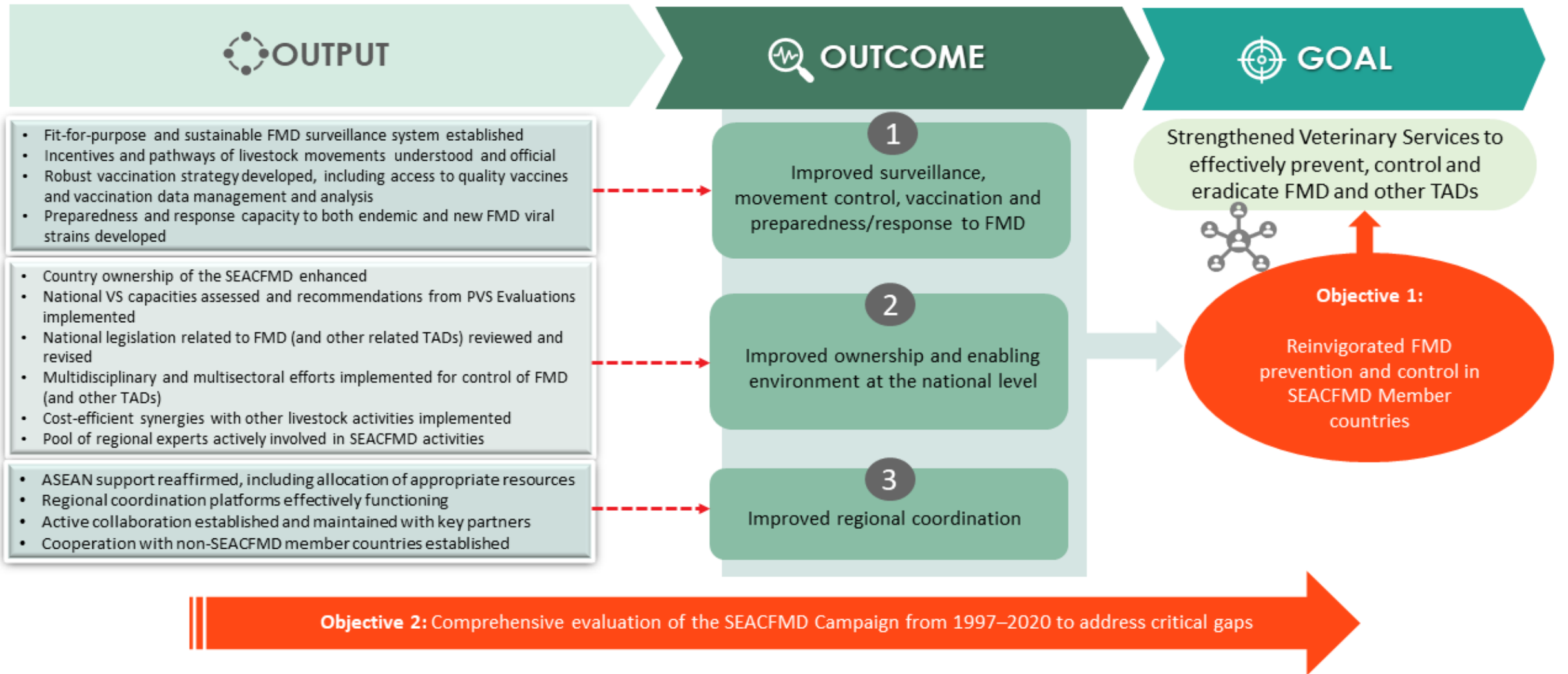
**OIE Sub-Regional Representation for South-East Asia**

# Outline

- SEACFMD Theory of Change
- SEACFMD Roadmap Implementation Plan
- SEACFMD Roadmap M&E framework
- Implementation and Information Flow
- Next Steps
- Endorsement by the Sub-Commission
  - Regional Implementation Plan
  - M&E framework



# Theory of change – SEACFMD Roadmap 2021-2025



## SEACFMD Governance:

- Sub-Commission
- Steering Committee
- National Coordinators
- Epidemiology Network (EpiNet)
- Laboratory Network (LabNet)

## National Stakeholders:

- Public sector
- Private sector
- Research institutions and academia
- Farmers and producers
- Consumers
- Local communities
- Local NGOs

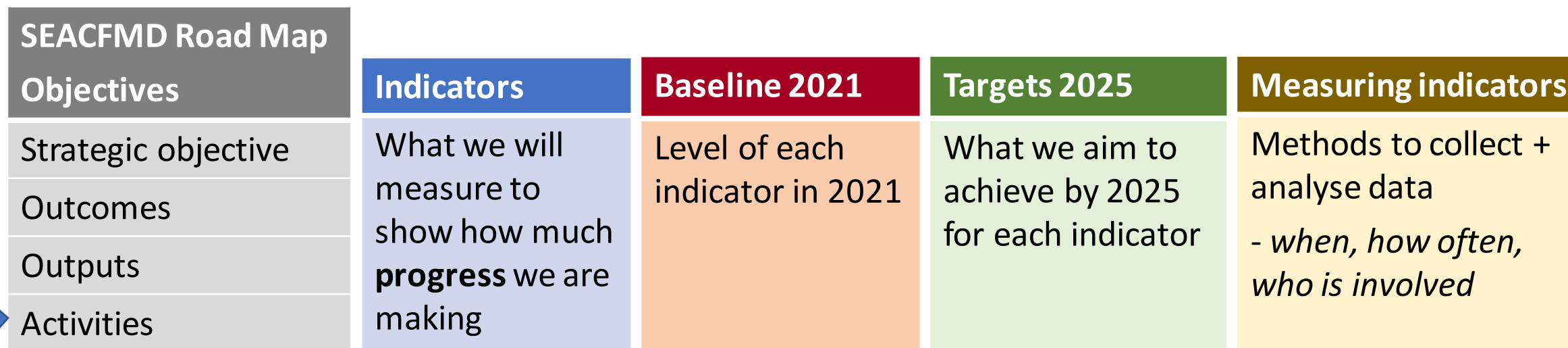
## Regional stakeholders:

- ASEAN
- OIE SRRSEA
- FAO-RAP

## Other technical and advisory Groups:

- Private Sector Consultative Committee
- Regional FMD Expert Group
- Upper Mekong Region Working Group

# SEACFMD Roadmap Implementation and M&E Framework



## SEACFMD Roadmap Implementation Plan at the regional level

Item	Activities	Priority	2021	2022	2023	2024	2025	Implementor	Funding	Remarks
<b>Strategic Objective 1</b>	Reinvigorated FMD prevention and control in SEACFMD member countries									
<b>Outcome 1</b>	Improved surveillance, movement control, vaccination and preparedness/response to FMD									
<b>Output 1.1</b>	Fit-for-purpose and sustainable FMD surveillance system established									
Activity 1.1.1	Organise trainings/meetings/workshops to provide technical guidance on the design of FMD surveillance tailored for the countries' needs	high	y	y	y	y	y	SRR SEA	NZ CF	KR AS BP
Activity 1.1.2	Organise regional expert group (REG) meetings to develop/follow-up on recommendations to improve FMD laboratory capacity building	medium	y	y	y	y	y	SRR SEA, FAO, OIE Ref Labs	CF	KR BP

# Objective 1 - Indicator

Results	Indicator	Baseline	Targets	Means of Verification	Assumptions
		2021	2025		
Strategic Objective 1: Reinvigorated FMD prevention and control in SEACFMD member countries.	PCP-FMD stage, progress within a stage or FMD-free status, of each SEACFMD member country, annually.	<p>4 countries FMD Free</p> <p>3 countries in FMD-PCP stage 4</p> <p>2 countries in FMD-PCP stage 3</p> <p>2 countries in FMD-PCP stage 2</p> <p>1 country in FMD-PCP stage 1</p>	<p>4 countries maintain FMD free status</p> <p>5 countries in PCP stage 4</p> <p>2 countries progress to FMD PCP stage 3</p> <p>1 country progress to FMD-PCP stage 2</p>	<p>PCP-FMD Principles, Stage Descriptions and Standards (2018).</p> <p>Member Country Annual Progress Reports.</p> <p>Sub-Commission Meeting Report</p>	<p><b>Outcomes 1, 2, and 3 to Strategic Objective 1</b></p> <p>Changes in livestock movement pathways in the region do not exceed SEACFMD member countries capacity to deal with the effects on FMD prevention and control.</p> <p>Increased demand for and consumption of meat in the region do not exceed SEACFMD member countries capacity to deal with the effects on FMD prevention and control.</p> <p>On-going and new regional and global crises (e.g., human health pandemics, climate change, economic dynamics) do not exceed SEACFMD member countries capacity to deal with the effects on FMD prevention and control.</p>

# Outcome 1 - Indicator

Results	Indicator	Baseline	Targets	Means of Verification	Assumptions
		2021	2025		
<p><b>Outcome 1: Improved surveillance, movement control, vaccination, and preparedness/response to FMD.</b></p>	<p>1. Prevalence of FMD at national, zone, and regional levels, annually.</p>	<p>Prevalence in 2020</p>	<p>Percent reduction by 2025 (5%) annual reduction?</p>	<p>Tools used by the National Veterinary Services to measure FMD prevalence.</p> <p>Member Country Annual Progress Reports. SEACFMD Bulletin</p>	<p><b>Outcomes 1, 2, and 3 to Strategic Objective 1</b></p> <p>Changes in livestock movement pathways in the region do not exceed SEACFMD member countries capacity to deal with the effects on FMD prevention and control.</p> <p>Increased demand for and consumption of meat in the region do not exceed SEACFMD member countries capacity to deal with the effects on FMD prevention and control.</p> <p>On-going and new regional and global crises (e.g., human health pandemics, climate change, economic dynamics) do not exceed SEACFMD member countries capacity to deal with the effects on FMD prevention and control.</p>

# Outputs under Outcome 1

Results	Indicator	Baseline	Targets	Means of Verification	Assumptions
		2021	2025		
<b>Output 1.1</b> Fit-for-purpose and sustainable FMD surveillance system established	Percentage of reported outbreaks with full investigation including virus characterization, annually.	Percentage of reported outbreak with full investigation as per the Annual 2020 SEACFMD Bulletin	Percentage increase in reported outbreak with full investigation (2025 SEACFMD Bulletin	Tools used by National Veterinary Services to carry out surveillance. SEACFMD Bulletin	<b>Outputs 1.1 - 1.4</b> Stakeholders working in the livestock sector and value chains are willing to report suspected FMD outbreaks through passive surveillance and to provide samples in a timely way for characterisation of the virus.  Official cross-border procedures and protocols can overcome the factors driving unofficial cross-border trade in animals and animal products.
<b>Output 1.2</b> Incentives and pathways of livestock movements understood, and official animal movements promoted	Number of livestock movements and livestock commodities that took place through official channels, annually.  Number of agreement signed between the countries	No. of livestock and livestock products that moved through official channels in 2021  No. of trade agreement signed between the countries in 2021.	No. of livestock and livestock products that moved through official channels in 2025  No. of trade agreement signed between the countries in 2025	Monitoring Surveys Country reports	

# Outputs under Outcome 1

Results	Indicator	Baseline	Targets	Means of Verification	Assumptions
		2021	2025		
<b>Output 1.3</b> Robust vaccination strategy developed, including access to quality vaccines and vaccination data management and analysis	Percentage of targets in the National Vaccination Strategy achieved annually.	Report of the implementation of FMD vaccination in SEACFMD countries (based on questionnaire survey carried out during the 24 <sup>th</sup> NC meeting)	Carry out the similar survey in 2025	National Vaccination Strategies. PVM tool Survey report	<p><b>Outputs 1.1 - 1.4</b> All member countries have access to high quality FMD vaccine in sufficient quantities at the required time.</p> <p>Livestock owners are willing to actively participate in vaccination processes and other FMD prevention and control measures.</p>
<b>Output 1.4</b> Preparedness and response capacity to both endemic and new FMD viral strains developed.	Number of countries who have functional preparedness and response capacity to endemic and new FMD viral strains.	<p>No. of countries who have a NPRP in 2021 endorsed by national authorities.</p> <p>No. of countries who tested their NPRP through simulation exercise.</p>	<p>No. of countries with robust NPRP in 2025 &amp; endorsed by the national authorities.</p> <p>No. of countries who tested their NPRP</p>	<p>National preparedness and response plans.</p> <p>Simulation exercise report Annual progress reports</p>	



# Outcome 2 - Indicator

Results	Indicator	Baseline	Targets	Means of Verification	Assumptions
		2021	2025		
<b>Outcome 2: Improved ownership and enabling environment at national level</b>	Number of SEACFMD member countries with a National FMD Plan aligned with the SEACFMD Road Map (2021-2025), Global FMD Control Strategy (2014), and each country's PCP-FMD stage, that has been endorsed by their Ministries with a budget allocation.	Number of countries who with a National FMD Plan aligned with the SEACFMD Road Map (2021-2025), Global FMD Control Strategy (2014), that has been endorsed by their Ministries with a budget allocation in 2021.	Number of countries who with a National FMD Plan aligned with the SEACFMD Road Map (2021-2025), Global FMD Control Strategy (2014), that has been endorsed by their Ministries with a budget allocation in 2025.	Member Country report on the National FMD Plan.  Narrative country report	<p><b>Outcomes 1, 2, and 3 to Strategic Objective 1</b></p> <p>Changes in livestock movement pathways in the region do not exceed SEACFMD member countries capacity to deal with the effects on FMD prevention and control.</p> <p>Increased demand for and consumption of meat in the region do not exceed SEACFMD member countries capacity to deal with the effects on FMD prevention and control.</p> <p>On-going and new regional and global crises (e.g., human health pandemics, climate change, economic dynamics) do not exceed SEACFMD member countries capacity to deal with the effects on FMD prevention and control.</p>

# Outputs under Outcome 2

Results	Indicator	Baseline	Targets	Means of Verification	Assumptions
		2021	2025		
<p><b>Output 2.1</b> Country ownership of the SEACFMD Campaign enhanced.</p>	<p>Number of countries whose National FMD Programme is endorsed by the Ministries/ Government</p>	<p>Number of countries whose National FMD Programme is endorsed by the Ministries/ Government in 2021</p>	<p>Number and types of objectives in the National FMD Plan that have been <i>achieved</i> (in a year) in each category of outputs, outcomes, impact in 2025</p>	<p>Progress reports on achievement of objectives in each area of the National FMD Plan.  Country report</p>	<p><b>Outputs 2.1 - 2.6</b> Existing and new TADs and new strains of FMD do not lead to a diversion of member country resources away from the SEACFMD Campaign.</p>
<p><b>Output 2.2</b> National Veterinary Service capacities assessed and recommendations from PVS Evaluation implemented.</p>	<p>Number of countries who carried PVS self evaluation or external follow-up evaluation</p>	<p>Number of countries who carried PVS self evaluation or external follow-up evaluation in 2021</p>	<p>Number of countries who carried PVS self evaluation or external follow-up evaluation in 2025</p>	<p>PVS evaluation report</p>	

# Outputs under Outcome 2

Results	Indicator	Baseline	Targets	Means of Verification	Assumptions
		2021	2025		
<p><b>Output 2.3</b> National legislation related to FMD (and other related TADs) reviewed and revised.</p>	<p>Number of countries whose National legislation related to FMD (and other related TADs) that have been is reviewed or assessed.</p>	<p>Number of countries who reviewed the legislations related to FMD and TADs in 2021</p>	<p>Number of countries who reviewed the legislations related to FMD and TADs in 2025</p>	<p>National legislation progress report/ Country reports</p>	<p><b>Outputs 2.1 - 2.6</b> Existing and new TADs and new strains of FMD do not lead to a diversion of member country resources away from the SEACFMD Campaign.</p>
<p><b>Output 2.4</b> Multi-disciplinary and multisectoral efforts implemented for control of FMD (and other related TADs).</p>	<p>Number of meetings/ co-organized with SEACFMD Private Sector Consultative Committee, that were implemented annually.</p>	<p>Number of private sector and public sector collaboration and initiatives at national, bilateral and regional level on PPP in 2021</p>	<p>Number of private sector and public sector collaboration and initiatives at national, bilateral and regional level on PPP in 2025</p>	<p>Progress report on the implementation of target activities of the SEACFMD Private Sector Consultative Committee. Baseline survey</p>	

# Outputs under Outcome 2

Results	Indicator	Baseline	Targets	Means of Verification	Assumptions
		2021	2025		
<b>Output 2.5</b> Cost-efficient synergies with other livestock activities implemented	Number of activities identified and implemented that are in synergy (FMD and other TADs activities)	Number of activities implemented that are in synergy in 2021	Number of activities that are in synergy	Progress reports by stakeholders implementing joint activities. Country report Baseline survey	<b>Outputs 2.1 - 2.6</b> Existing and new TADs and new strains of FMD do not lead to a diversion of member country resources away from the SEACFMD Campaign.
<b>Output 2.6</b> Pool of regional experts actively involved in SEACFMD activities.	1. Number of national experts who have been included in regional and national FMD activities, annually.	Number of Experts invited during the 24 <sup>th</sup> NC meeting to make presentation - 4 Experts	Number of Experts invited in 2025 Number updated each year	Progress reports on activities that national experts are engaged in. Baseline survey	

# Outcome 3 - Indicator

Results	Indicator	Baseline	Targets	Means of Verification	Assumptions
		2021	2025		
<b>Outcome 3: Improved regional coordination. (RA)</b>	Percentage of planned objectives that were achieved (results) annually of the regional platforms, OIE SRR SEA office, SEACFMD Campaign partnerships, and collaborations established with non-SEACFMD member countries.	Update from the Regional SEACFMD Roadmap Implementation Plan/ SRR Smartsheet at the end of 2021 (work out the percentage)	Update from the Regional SEACFMD Roadmap Implementation Plan/ SRR Smartsheet at the end of each year (work out the percentage)	Progress reports by each regional platform. SRR review report	<p><b>Outcomes 1, 2, and 3 to Strategic Objective 1</b></p> <p>Changes in livestock movement pathways in the region do not exceed SEACFMD member countries capacity to deal with the effects on FMD prevention and control.</p> <p>Increased demand for and consumption of meat in the region do not exceed SEACFMD member countries capacity to deal with the effects on FMD prevention and control.</p> <p>On-going and new regional and global crises (e.g., human health pandemics, climate change, economic dynamics) do not exceed SEACFMD member countries capacity to deal with the effects on FMD prevention and control.</p>

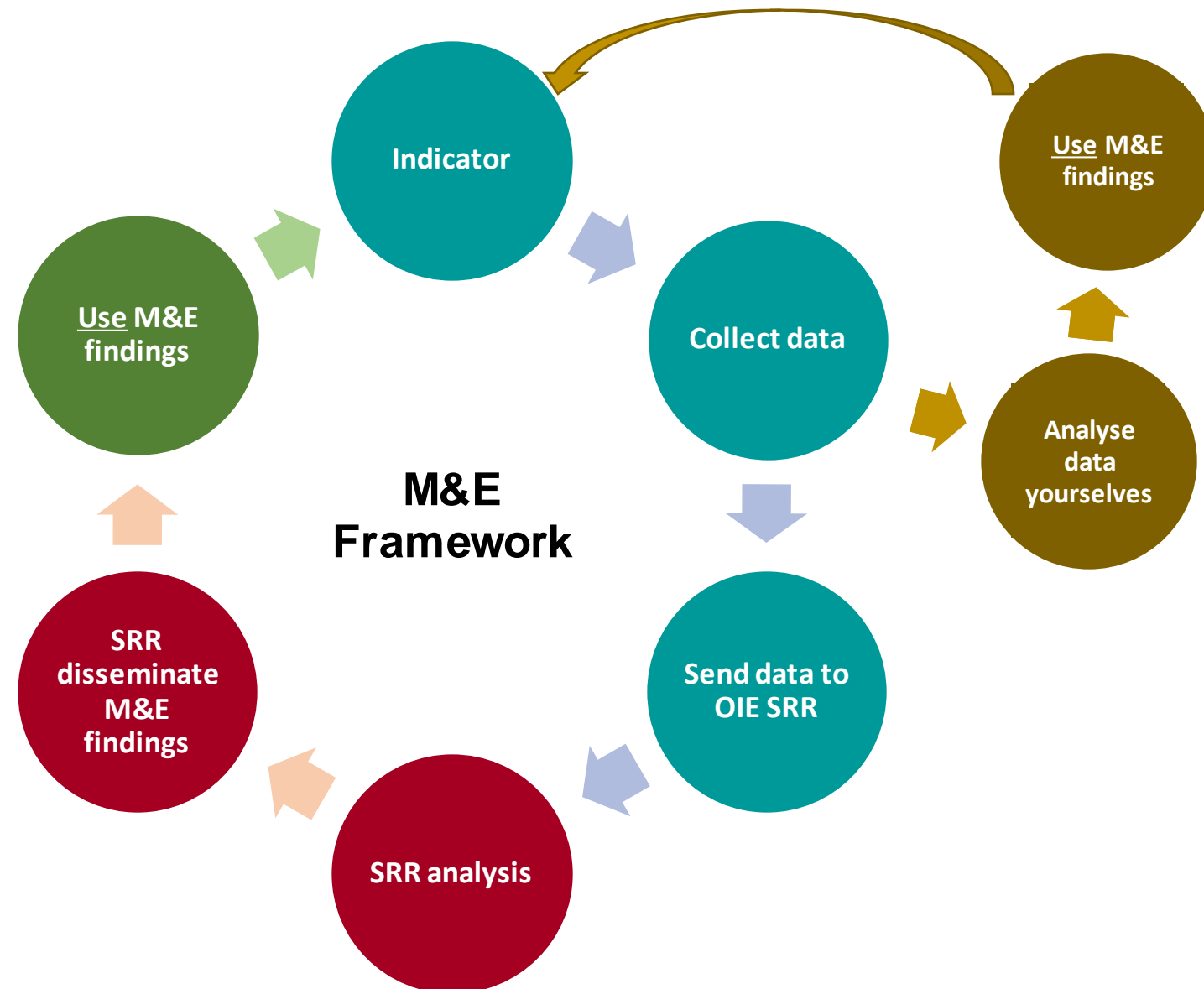
# Outputs under Outcome 3

Results	Indicator	Baseline	Targets	Means of Verification	Assumptions
		2021	2025		
<b>Output 3.1</b> ASEAN support reaffirmed, including allocation of appropriate resources	Endorsement of the SEACFMD Roadmap by the ASEAN SOM-AMAF.	Roadmap endorsed by ASWGL and SOM-AMAF	Number of MC who use this roadmap to secure fund commitment from their respective Govt.	Report on the SEACFMD Roadmap progress.	<b>Outputs 3.1 - 3.4 to Outcome 3</b> Key partners, such as FAO and donors, continue collaborations with the SEACFMD Campaign. Non-SEACFMD member countries and stakeholders from other regions are willing to actively cooperate with the SEACFMD Campaign.
<b>Output 3.2</b> Regional coordination platforms effectively functioning.	Percentage of actionable decisions and recommendations agreed at SEACFMD coordination meetings (Sub Commission, National Coordinators, LabNet and EpiNet), that were implemented	Recommendations of LabNet/ EpiNet meetings hold in Feb 2021 and 24 <sup>th</sup> NC meeting implemented (%)	Recommendations of LabNet/ EpiNet meetings, NC meeting and Sub-com meetings hold annually, implemented (%)	Progress report for each of the SEACFMD coordination meetings.	

# Outputs under Outcome 3

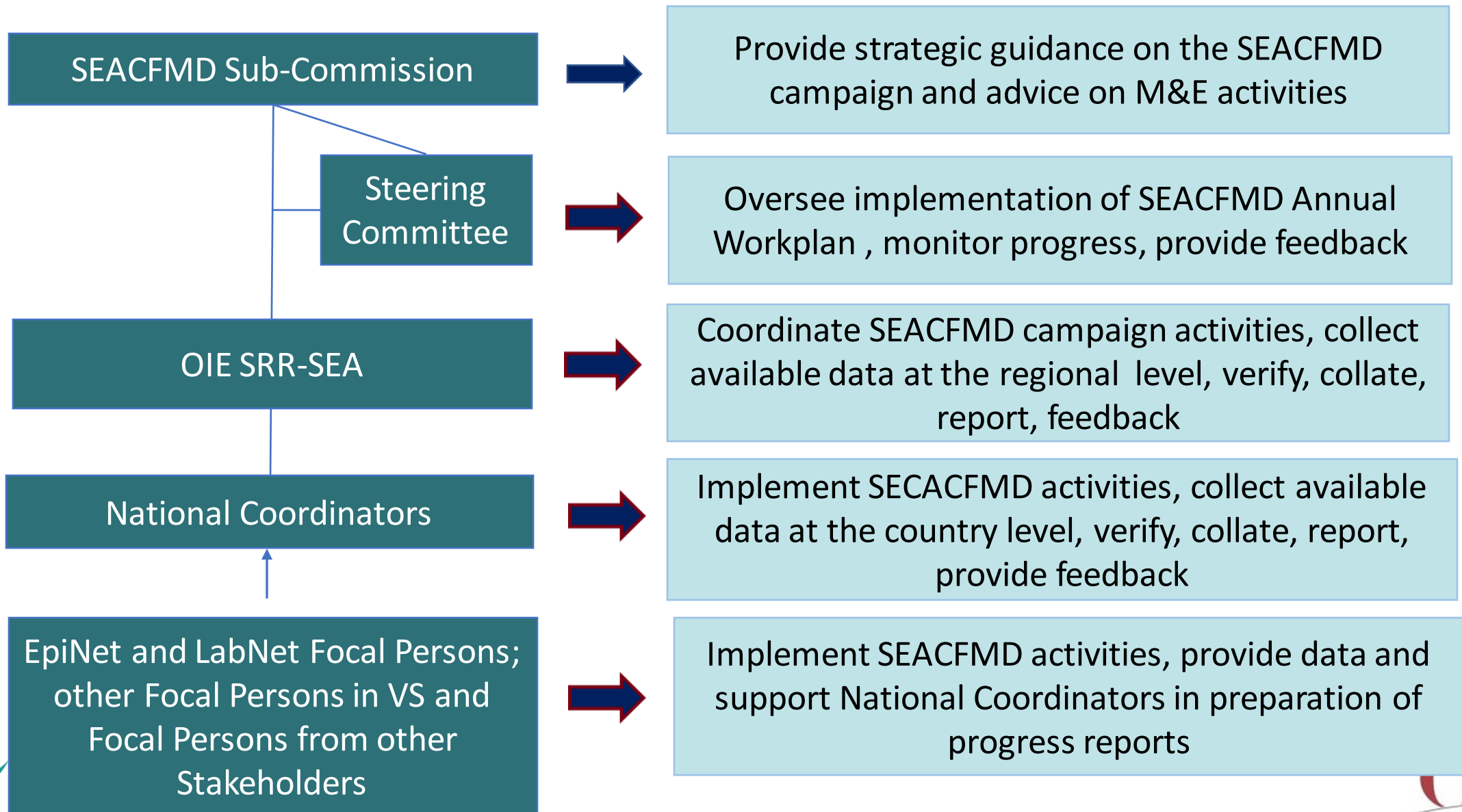
Results	Indicator	Baseline	Targets	Means of Verification	Assumptions
		2021	2025		
<b>Output 3.3</b> Active collaboration established and maintained with key partners for the prevention and control of FMD and other related TADs.	Number of joint or collaborative activities implemented with partners to enhance FMD and TADs control	Number of joint or collaborative activities implemented with partners to enhance FMD and TADs control in 2021	Number of joint or collaborative activities implemented with partners to enhance FMD and TADs control in 2025	Minutes of the meetings Progress reports where relevant.	<b>Outputs 3.1 - 3.4 to Outcome 3</b> Key partners, such as FAO and donors, continue collaborations with the SEACFMD Campaign. Non-SEACFMD member countries and stakeholders from other regions are willing to actively cooperate with the SEACFMD Campaign.
<b>Output 3.4</b> Cooperation with non-SEACFMD members established.	Number of non-SEACFMD members who participate in the SEACFMD sub-commission annual meetings.	Number of non SEACFMD countries invited to attend 25 <sup>th</sup> Sub-Commission meetings	Number of non SEACFMD countries invited to attend xx <sup>th</sup> Sub-Commission meetings in 2025	Minutes of meetings.	

# SEACFMD Roadmap 2021-2025 M&E Framework





# Implementation and Information flow



# Next Steps

- Finalize baseline and targets
  - Online survey questionnaire (baseline and endline)
  - Annual Progress Reports
- Collect and collate data on regular basis
  - National Coordinator at country level
  - OIE SRRSEA – at the regional

## SEACFMD Road Map

### Objectives

### Indicators

Strategic objective

Outcomes

Outputs

Activities

What we will measure to show how much **progress** we are making

SEACFMD Roadmap M&E Framework *document*

## Step-by-Step guide:

- Indicators
- Explanation of indicators
- What data to collect
- How to analyse data

Approaches

Adapt to your context

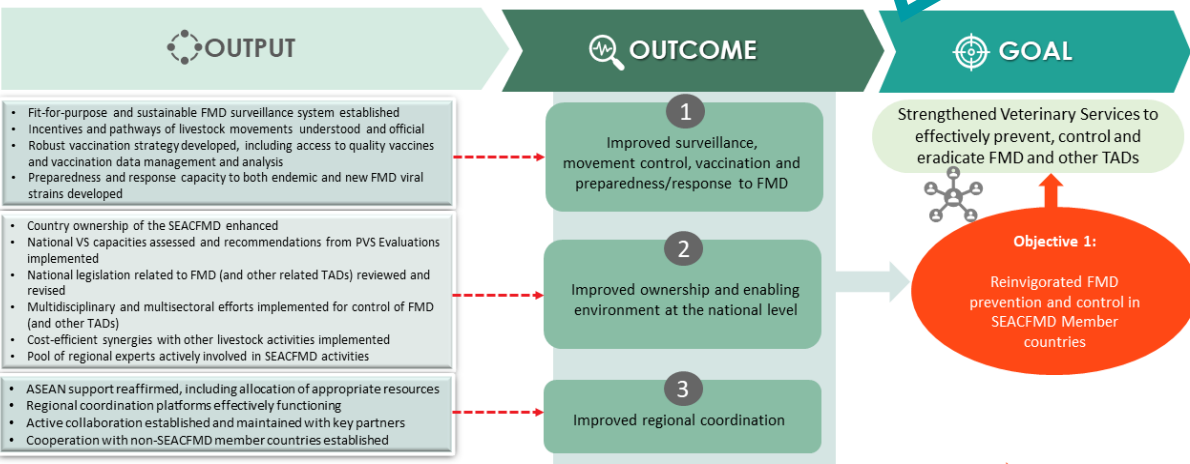
# Endorsement by the Sub-Commission Members

## SEACFMD ROADMAP 2021-2025

South-East Asia, China and Mongolia Foot and Mouth Disease Campaign

Endorsed by 25<sup>th</sup> SEACFMD Sub-Commission Meeting

SEACFMD Roadmap Implementation Plan at the regional level



Proposed for endorsement

SEACFMD Roadmap M&E Framework

**Objective 2:** Comprehensive evaluation of the SEACFMD Campaign from 1997-2020 to address critical gaps

- Stakeholders**
- SEACFMD Governance**
    - Sub-Commission
    - Steering Committee
    - National Coordinators
    - Epidemiology Network (EpiNet)
    - Laboratory Network (LabNet)
  - National Stakeholders**
    - Public sector
    - Private sector
    - Research institutions and academia
    - Farmers and producers
    - Consumers
    - Local communities
    - Local NGOs
  - Regional stakeholders**
    - ASEAN
    - OIE SRRSEA
    - FAO-RAP
  - Other technical and advisory Groups**
    - Private Sector Consultative Committee
    - Regional FMD Expert Group
    - Upper Mekong Region Working Group





Thank You