





Construction of cloud platform for on-site rapid diagnosis and detection of animal epidemic diseases and remote monitoring

中国动物疫病预防控制中心
China Animal Disease Control Center (CADCC)



The significance of the cloud platform for rapid on-site diagnosis and detection and remote monitoring of animal epidemic diseases


云平台架构

WeRay



- The platform method is applicable to: grassroots, field and laboratory; Field monitoring and remote diagnosis of epidemic diseases, remote, synchronous and Shared detection data; Animal epidemic disease testing has been scientifically and standardized.

Portable time resolution detection technology.



The paper strip for quantitative fluorescence detection of readable values



The portable fluorescence detection instrument



The cloud platform for traceable monitoring

The paper strip for quantitative fluorescence detection of readable values

◆ Methods



Product preparation



Adding test samples,



Reaction 15 minutes later on the computer to read the results, click the instrument to upload monitoring cloud platform network

Ultra-miniature portable fluorescent detector

The characteristics of Pieces of the portable

- ◆ fool operation
- ◆ bluetooth wireless communication
- ◆ PC/APP software is universal

Main technical index

- ◆ precision $\leq 1.5\%$
- ◆ test time ≤ 5 seconds
- ◆ wide linear range: 4 orders of magnitude
- ◆ automatic data processing and saving

三项授权发明专利

WellRay® 微型镧系荧光分析仪



仪器外形尺寸: 150x100x60 (mm)

on-site quick check box

- ◆ We have developed the docking between the on-site quick check box and the cloud platform for traceability. Realize the combination of Internet and big data real-time analysis.



Portable
fluorescent
immunoanalyzer

Bluetooth printer

Test strip

Waste collection

Tool box: 3M
mask, gloves,
timer,
marker,
alcohol wool,
power
adapter



Master station [total number of detection statistics], [geographic location of monitoring points], [real-time data of equipment detection] and [positive rate of monitoring of various diseases].

construction of cloud platform for on-site rapid diagnosis and detection and remote monitoring of animal epidemic diseases .

设备检测实时数据

地区	项目
新疆	跨境项目 2019-03-15 10:25
云南	跨境项目 2019-03-15 10:25
新疆	跨境项目 2019-03-15 10:25
广西	跨境项目 2019-03-15 10:25
云南	跨境项目 2019-03-15 10:25
广西	跨境项目 2019-03-15 10:25
新疆	跨境项目 2019-03-15 10:25
广西	跨境项目 2019-03-15 10:25
新疆	跨境项目 2019-03-15 10:25

检测总数

0 0 0 3 4 9 0 4



监测阳性率





欢迎登录重大动物疫病现场检测与远程诊断 监测系统



请输入用户名

请输入密码

登录

技术支持:郑州恒正电子科技有限公司

Field purification detection and remote real-time monitoring and early warning of animals on the border of outer Mongolia (border of China and outer Mongolia)



Remote purification monitoring of china-mongolia border and border



Animal purification detection and remote real-time monitoring and early warning on the border between China and outer Mongolia



Pilot training on remote purification monitoring of farms on the border of China and Vietnam (china-vietnam border cattle farm)



Remote purification monitoring pilot project of frontier basic laboratory (guangxi longzhou - Vietnam border station)



Pilot project of on-site purification detection and remote real-time monitoring and early warning on china-kazakhstan border



Epidemic monitoring station of the border laboratory of Yunnan-Myanmar



Epidemic monitoring station of the border laboratory of Yunnan-Myanmar



Epidemic monitoring station of the border laboratory of Yunnan-Myanmar



Yunnan - myanmar border remote monitoring and early warning (Detection of smuggling and trafficking animals)



Pilot training for laboratory monitoring of the monitoring stations in the border counties of China and outer Mongolia



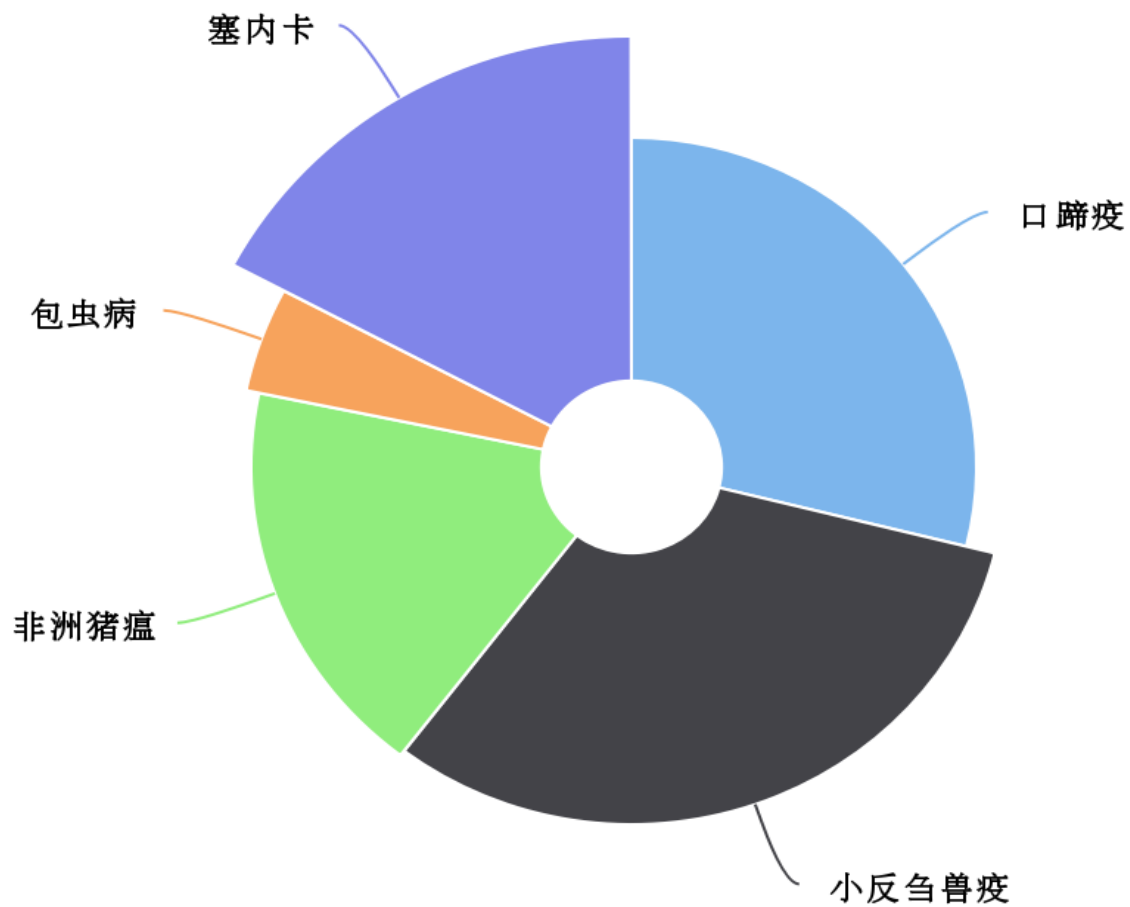
Remote monitoring and early warning of animal smuggling at border ports and roadways





Disease species monitored

不同病种检测量占比





Geographical location of equipment

首页

设备管理 ×

设备名称

上线时间:

至

快速检索

重置条件

导出Excel



<input type="checkbox"/>	设备名称	设备号	设备型号	设备位置	上线时间	设备状态
<input type="checkbox"/>	离线设备	061	SX_126	云南	2019-02-08	离线
<input type="checkbox"/>	离线设备	061	SX_126	广西	2019-02-08	离线
<input type="checkbox"/>	在线设备	051	SC-156	新疆	2019-03-04	在线

显示第 1 到第 3 条记录，总共 3 条记录

< 1 >





On-site detection results statistics of major animal epidemics

首页

结果上传 x

上传数据

刷新



<input type="checkbox"/>	文件名	文件大小	上传人	上传时间	备注	操作
<input type="checkbox"/>	重大动物疫病现场检测结果信息表 1	11.14KB	管理员	2019-03-07		删除 下载
<input type="checkbox"/>	重大动物疫病现场检测结果信息表 2	11.14KB	管理员	2019-03-07		删除 下载
<input type="checkbox"/>	重大动物疫病现场检测结果信息表 3	11.14KB	管理员	2019-03-07		删除 下载
<input type="checkbox"/>	重大动物疫病现场检测结果信息表 4	11.14KB	管理员	2019-03-07		删除 下载
<input type="checkbox"/>	重大动物疫病现场检测结果信息表 5	11.14KB	管理员	2019-03-07		删除 下载
<input type="checkbox"/>	重大动物疫病现场检测结果信息表 6	11.14KB	管理员	2019-03-07		删除 下载

显示第 1 到第 6 条记录，总共 6 条记录

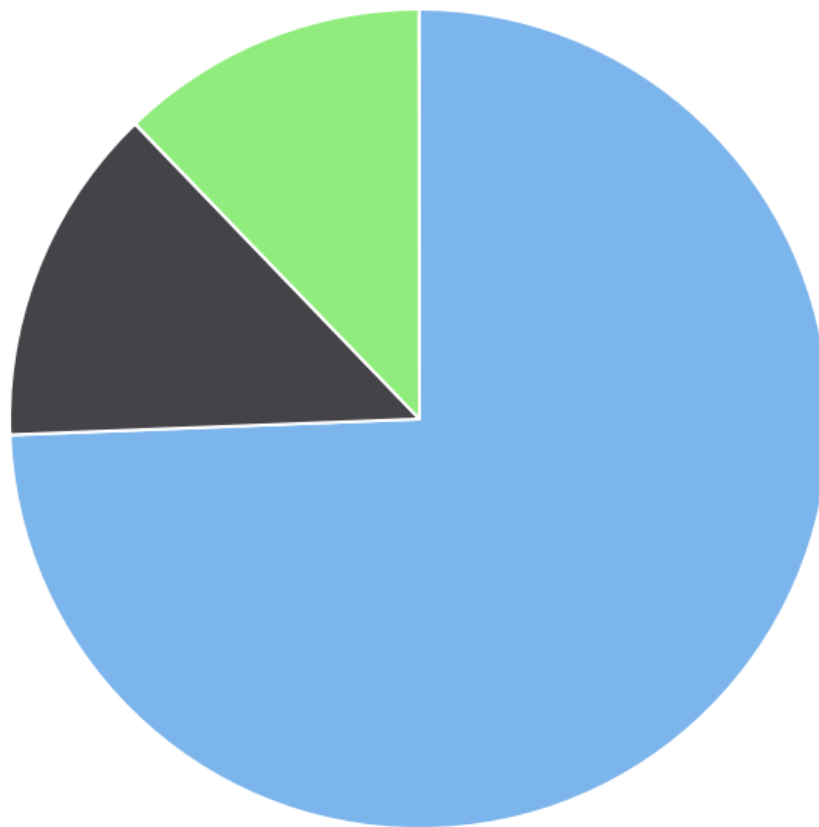
< 1 >





Proportion of monitoring samples in different regions

不同地区检测量占比



● 新疆 ● 云南 ● 广西



Evaluation of vaccine immune effect of major animal epidemics

首页

信息详情 x

刷新



<input type="checkbox"/>	序号	省份	市	检验人	检验时间	是否免疫口蹄疫I型	口蹄疫O型末次免疫时间	口蹄疫O型效价值	口蹄疫O型判定结果	布鲁氏菌病SAT判定结果
<input type="checkbox"/>	1	河南	开封	张立秋	2018-02-26	是	2018-12-16	89.26	通过	通过
<input type="checkbox"/>	2	河南	郑州	王安寻	2018-02-26	是	2018-06-25	26.15	不通过	通过

显示第 1 到第 2 条记录，总共 2 条记录

< 1 >





Statistics of positive rate of testing samples

首页

动物检测结果统计 ✕

检测时间: 起始时间 — 截止时间 检测地点: 所有 检测仪器: 所有 检测病种: 所有

检测项目: 所有 批次编号: 阳性率小于: %

Q 查询

清空条件

导出Word



仪器编号	所在地点	检测时间	检测病种	批次编号	检测项目	检测值	检测结果	阳性率
20190220002	新疆	2019-03-15	口蹄疫	20191245	ASFV	0.119	阴性	0.0%
201902201002	云南	2019-03-15	小反刍兽疫	20191645	ASFV	0.13	阴性	0.0%
201902201002	广西	2019-03-15	小反刍兽疫	20191645	ASFV	0.13	阴性	0.0%
201902201002	广西	2019-03-15	小反刍兽疫	20191645	ASFV	0.13	阴性	0.0%
20190220002	新疆	2019-03-15	口蹄疫	20191245	ASFV	0.119	阴性	0.0%

显示第 1 到第 50 条记录, 总共 668 条记录 每页显示 50 条记录

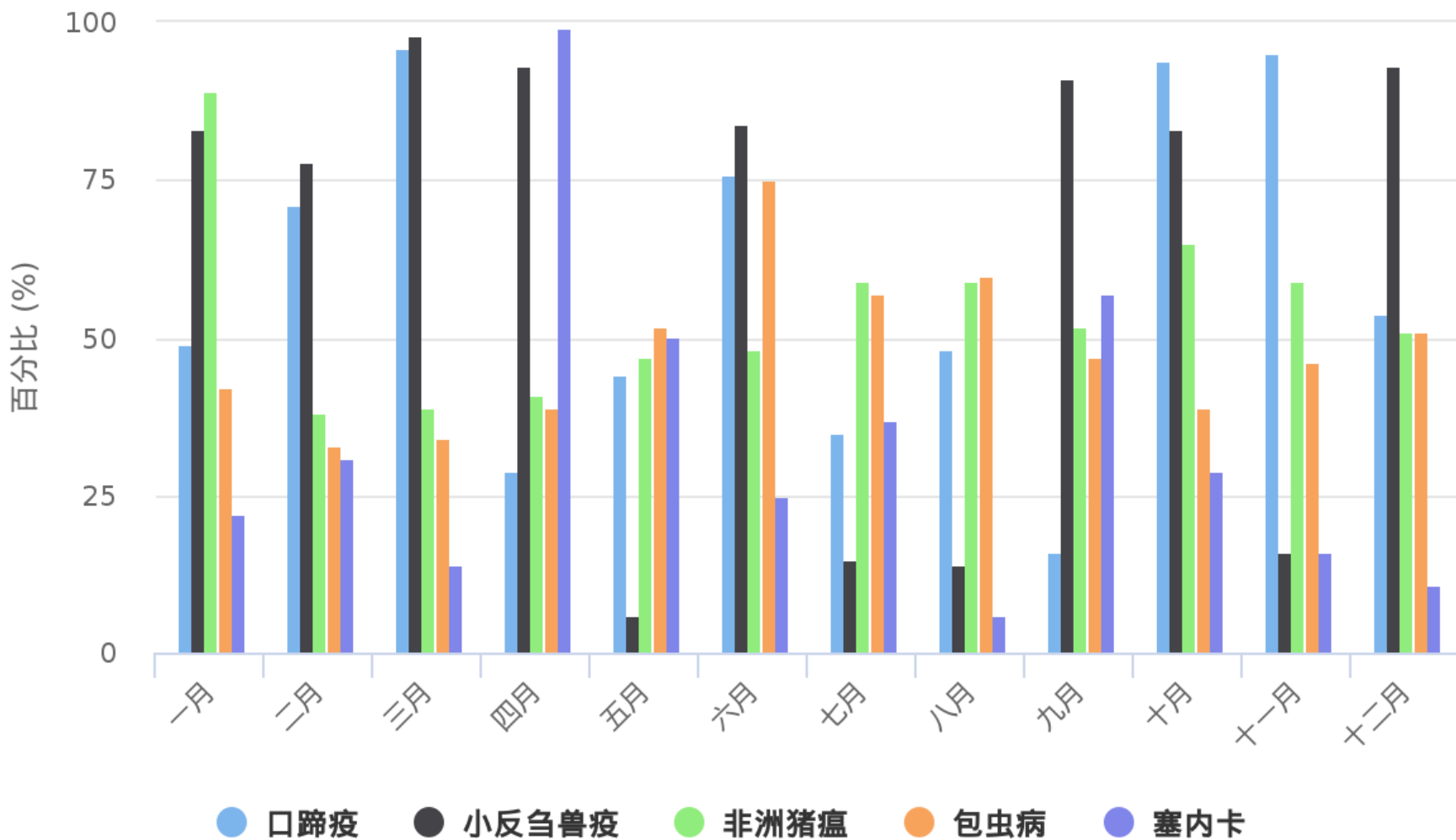
< 1 2 3 4 5 ... 14 >





Comparison of positive rate of monitoring of different diseases throughout the year

全年不同病种监测阳性率



Platform foresight

01 On-site inspection

Users can carry portable testing equipment to carry out rapid testing through samples and test strips in the field, and see the testing results in real time, which improves the testing efficiency.

04 Big data analysis

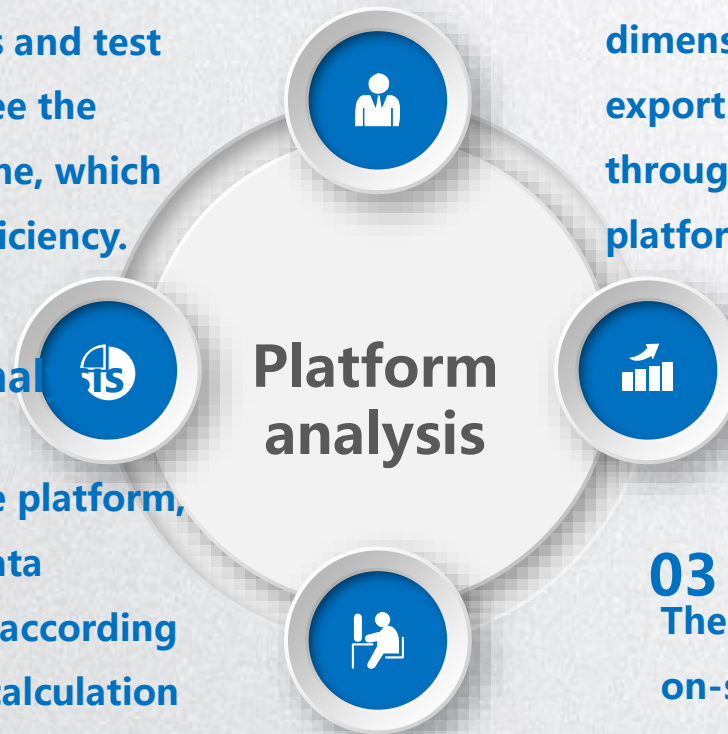
After the detection data is synchronized to the software platform, the platform conducts big data analysis on the original data according to the data parameters and calculation model, and finally presents it in the form of visual charts to provide decision reference for users.

02 Data realtime

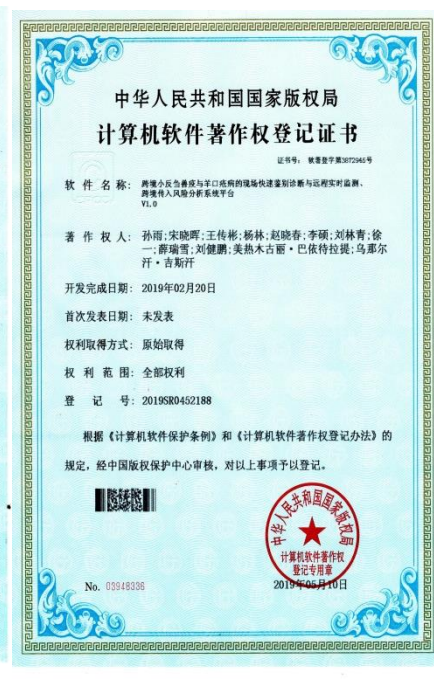
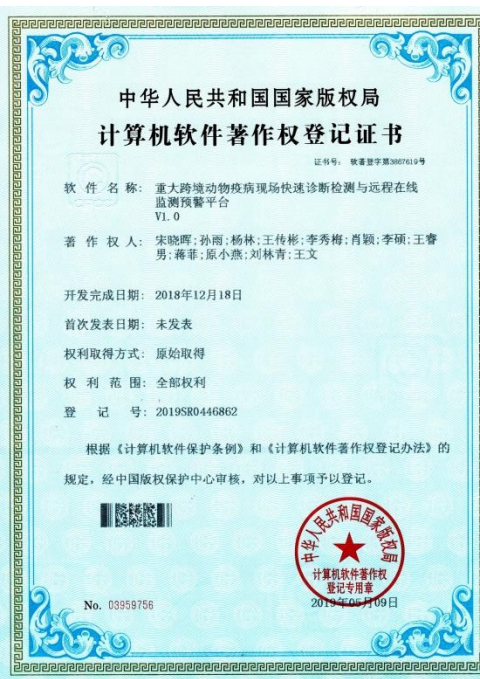
On-site test data can be uploaded to the data platform in real time, and archived automatically according to the region, equipment and other dimensions. Users can view and export data reports in real time through the background of the platform.

03 The Internet of things

The software platform integrates on-site detection equipment, not limited to the type and location of equipment, to ensure real-time communication between the platform and equipment.



Based on this topic, 7 software invention Copyrights authorized by the National Copyright Administration were declared.



Based on this platform, 17 national invention patents or utility model invention patents are applied and accepted, among which many are authorized.



(19)中华人民共和国国家知识产权局
(12)发明专利申请
(10)申请公布号 CN 107894506 A
(43)申请公布日 2018.01.10

(21)申请号 20171144733.4
(22)申请日 2017.12.27
(71)申请人 中国动物疫病预防控制中心
地址 102600 北京市大兴区天贵大街117号
(72)发明人 宋晓辉 孙雨 杨林 王传彬
吴佳俊 董洁 汪霖琳 毕一鸣
杨天意 张晨
(74)专利代理机构 北京信凯知识产权代理有限公司 11215
代理人 关杨 任凤华
(51)Int. Cl.
G01N 23/569(2006.01)
C07K 19/00(2006.01)
C12N 15/62(2006.01)
C12N 15/70(2006.01)

权利要求书2页 说明书15页
序列表9页 附图2页

(54)发明名称
检测小汉当特疫病毒抗体的酶联免疫试剂盒及其应用
(57)摘要
本发明公开了检测小汉当特疫病毒抗体的酶联免疫试剂盒及其应用,该酶联免疫试剂盒包括包被抗原,所述包被抗原为重链单链病毒融合蛋白,所述重组单链病毒融合蛋白(a)、b)或(c)的蛋白质量:a)氨基酸序列是SEQ ID No. 2的;第8-629位氨基酸...