



**WORLD ORGANISATION FOR ANIMAL HEALTH**

*Protecting animals, preserving our future*

29th Conference of the  
OIE Regional Commission for Asia,  
the Far East and Oceania  
Ulaanbaatar, Mongolia, 14-18 September 2015

**FINAL REPORT**



## CONTENTS

	Page	§
List of abbreviations .....	iv	
Introduction.....	1	1-2
<b>Tuesday 15 September 2015</b>		
<hr/>		
Opening ceremony.....	1	3-4
Election of the Conference Committee .....	1	5
Designation of Session Chairpersons and Rapporteurs for Technical Items and the Animal health situation.....	2	6
Adoption of the Agenda and Timetable .....	2	7
Activities of the Regional Commission for Asia, the Far East and Oceania .....	2	8-12
The OIE Sixth Strategic Plan - Regional perspectives.....	3	13-18
Regional Work Plan Framework 2016 - 2020 .....	3	19-22
Discussion .....	4	23-28
Activities of the OIE Regional Representation for Asia and the Pacific .....	4	29-37
Discussion .....	5	38-41
Activities of the OIE Sub-Regional Representation for South-East Asia.....	6	42-45
Discussion .....	9	46-48
Pastoralism and animal health - Challenges .....	9	49-64
<u>Technical Item I:</u>		
“The role of Veterinary Services in managing emerging aquatic animal diseases: what are the factors needed for success?” .....	12	65-74
Discussion .....	13	75-83
Country experience with control of FMD - Republic of Korea .....	14	84-88
Discussion .....	15	89-92
Report on the Regional Animal Welfare Strategy (RAWS) .....	16	93-102
Discussion .....	17	103-105
OIE/FAO Global Strategy for the control and eradication of PPR - Next steps .....	17	106-113
Discussion .....	18	114-122

Technical Item II:

“How can we progress the cooperation between animal health sector and public health sector?” .....	19	123-128
Discussion .....	20	129-143
Analysis of the animal health situation of Member Countries in the region during the first semester of 2015 .....	22	144-256
Discussion .....	52	257-272
Veterinary Education in the Region - Approaches to the implementation of OIE Guidelines and recommendations - The example of South-East Asia .....	54	273-280
Discussion .....	55	281-290
One Health concept: OIE approach and collaboration with WHO and FAO including on rabies and avian influenza control and new disease naming. Preparation of IHR/PVS national seminars .....	56	291-298
Discussion .....	57	299-303
Outcomes of the PVS Pathway questionnaire - Results and perspectives .....	58	304-313
Discussion .....	59	314-321
Presentations by international and regional organisations .....	60	
World Bank .....	60	322-326
Discussion .....	61	327-330
European Commission (EC) .....	61	331-332
Discussion .....	61	333-335
Network of Aquaculture Centres in Asia-Pacific (NACA) .....	62	336-338
South Asian Association for Regional Cooperation (SAARC) .....	62	339-346
World Animal Protection (WAP) .....	63	347
Discussion .....	63	348-354
Food and Agriculture Organization of the United Nations (FAO) .....	64	355
Date, venue and technical item with questionnaire for the 30th Conference of the OIE Regional Commission for Asia, the Far East and Oceania .....	64	356-361
Discussions of Recommendations 1 and 2 .....	65	362-363

**Thursday 17 September 2015**

---

Cultural visit .....	65	364
----------------------	----	-----

**Friday 18 September 2015**

---

Adoption of the Final Report and Recommendations .....	65	365-367
Closing Ceremony .....	65	368-379

**APPENDICES**

Speeches pronounced during the opening ceremony .....	67
Report on the Regional Animal Welfare Strategy (RAWS) .....	79
Agenda .....	89
Programme.....	91
List of participants .....	95
Recommendation No. 1 .....	105
Recommendation No. 2.....	109
Motion of thanks .....	111

## List of Abbreviations

AAH:	Aquatic animal health
ADB:	Asian Development Bank
APHCA:	Animal Production and Health Commission for Asia and the Pacific
APHIS:	Animal and Plant Health Inspection Service
ARES:	ASEAN Rabies Elimination Strategy
ASEAN:	Association of South-East Asian Nations
BTSEF:	Better Training for Safer Food
CSF:	Classical Swine Fever
CVO:	Chief Veterinary Officer
EC:	European Commission
EU:	European Union
EFSA:	European Food Safety Authority
FAO:	Food and Agriculture Organization of the United Nations
FAVA:	Federation of Asian Veterinary Associations
FEI:	Fédération Equestre Internationale
FMD:	Foot and mouth disease
FETPV:	Field Epidemiology Training Programme for Veterinarians
GIS:	Geographical information systems
CI:	Confidence interval
GCS:	Common geographic reference system
GF-TADs:	Global Framework for the Progressive Control of Transboundary Animal Diseases
HHP:	High health, high performance (horses)
HPED:	Highly Pathogenic and Emerging and Re-emerging Diseases
HPAI:	High pathogenicity avian influenza
IFHA:	International Federation of Horse Racing Authorities
IHR:	International Health Regulations
IHRMF:	WHO IHR Monitoring Framework
INFOSAN:	International Food Safety Authorities Network

JTF:	Japan Trust Fund
KAP:	Knowledge, attitude and practices
LPAI:	Low pathogenicity avian influenza
NACA:	Network of Aquaculture Centres in Asia-Pacific
NGOs:	Non-governmental organisations
NSP:	Non-structural Protein
NUL:	National University of Laos
OIE:	World Organisation for Animal health
PDR:	Peoples' Democratic Republic
PMAT:	PPR Monitoring and Assessment Tool
PPR:	Peste des petits ruminants
PPR-GCEP:	Global PPR Control and Eradication Programme
PPR-GREN:	Global Research and Expertise Network on PPR
PRAPS:	Regional Sahel Pastoralism Support Project
PVE:	Post-Vaccination Evaluation
PVS:	OIE Tool for the Evaluation of Performance of Veterinary Services
PVM:	Post-vaccination monitoring
QAAD:	Quarterly Aquatic Animal Disease
RAWS:	Regional Animal Welfare Strategy
RAWS AG:	Regional Animal Welfare Strategy Advisory Group
RAWS CG:	Regional Animal Welfare Strategy Coordination Group
RR-AP:	Regional Representation for Asia and the Pacific
RUA:	Royal University of Agriculture
SAFTA:	South Asian Free Trade Agreement
SAARC:	South Asian Association for Regional Co-Operation
SEACFMD:	South-East Asia and China Foot and Mouth Disease Campaign
SEAVSA:	South-East Asia Veterinary Schools Association
SPC:	Secretariat of the Pacific Community
SPS:	Sanitary and Phytosanitary

SRR-SEA:	Sub-Regional Representative for South-East Asia
STANDZ:	Stop Transboundary Animal Diseases and Zoonoses
STRIVES:	Strengthening Initiative for Veterinary Services in South East Asia
TADs:	Transboundary Animal Diseases
UNESCO:	United Nations Educational, Scientific and Cultural Organization
UNICEF:	United Nations Children's Fund
US:	United States
USDA:	United States Department of Agriculture
VEE:	Veterinary Education Establishments
VS:	Veterinary Services
VSBs:	Veterinary Statutory Bodies
WAHIAD:	World Animal Health Information and Analysis Department
WAHIS:	World Animal Health Information System of the OIE
WB:	World Bank
WHO:	World Health Organization
WISP:	World Initiative for Sustainable Pastoralism
WAP:	World Animal Protection
WTO:	World Trade Organisation



## **Introduction**

1. At the kind invitation of the Government of Mongolia, the 29th Conference of the OIE Regional Commission for Asia, the Far East, and Oceania was held in Ulaanbaatar from 14 to 18 September 2015.
2. A total of 92 participants, comprising OIE Delegates and/or nominees of 26 OIE Members of the region, 1 observer country and senior officers from 7 international and regional organisations attended the Conference. Her Excellency Mrs Radnaa Burmaa, Minister of Food and Agriculture of Mongolia, Dr Botlhe Michael Modisane, President of the OIE World Assembly of Delegates, Dr Bernard Vallat, Director General of the OIE, Dr Bolortuya Purevsuren, Delegate of Mongolia to the OIE, Dr Zhang Zhongqiu, President of the OIE Regional Commission for Asia, the Far East and Oceania and Delegate of the People's Republic of China to the OIE, Dr François Caya, Head of the OIE Regional Activities Department, Dr Hirofumi Kugita, OIE Regional Representative for Asia and the Pacific, Dr Ronello Abila, OIE Sub-Regional Representative for South-East Asia, and Dr Paula Cáceres, Head of the OIE World Animal Health Information and Analysis Department, also participated in the Conference. The speakers for Technical Items I and II, namely Dr Ingo Ernst, Director of Aquatic Pest and Health Policy, Animal Health Division, Department of Agriculture of Australia, and President of the OIE Aquatic Animal Health Standards Commission, and Dr Thanawat Tiensin, Head of the International Livestock Trade and Regulations Group, Division of International Livestock Cooperation, Department of Livestock Development of Thailand, honoured the Conference with their active participation.

## **TUESDAY 15 SEPTEMBER 2015**

---

### **Opening Ceremony**

3. The Opening Ceremony was chaired by Dr Bolortuya Purevsuren, Delegate of Mongolia to the OIE, accompanied by the following personalities:
  - Mrs Radnaa Burmaa, Minister of Food and Agriculture of Mongolia,
  - Dr Bernard Vallat, Director General of the OIE,
  - Dr Botlhe Michael Modisane, President of the World Assembly of Delegates of the OIE, and
  - Dr Zhang Zhongqiu, President of the OIE Regional Commission for Asia, the Far East and Oceania.
4. Their speeches are annexed at the end of the report.

### **Election of the Conference Committee**

5. The Conference Committee was elected as follows:

Chairperson:	Dr Bolortuya Purevsuren (Mongolia)
Vice-Chairperson:	Dr Zhang Zhongqiu (China (People's Rep. of))
Rapporteur General:	Dr Matthew Stone (New Zealand)

### **Designation of Session Chairpersons and Rapporteurs for Technical Items and the Animal Health Situation**

6. Session Chairpersons and Rapporteurs were designated as follows:

Technical Item I:	Dr Rubina Cresencio (Philippines), Chairperson Dr Dam Xuan Thanh (Vietnam), Rapporteur
Technical Item II:	Dr Keshav Prasad Premy (Nepal), Chairperson Dr Pudjiatmoko Pudjiatmoko (Indonesia), Rapporteur
Animal health situation:	Dr Siang Thai Chew (Singapore), Chairperson Dr Tashi Samdup (Bhutan) Rapporteur

### **Adoption of the Agenda and Timetable**

7. The Provisional Agenda and Timetable were adopted.

### **Activities of the Regional Commission for Asia, the Far East and Oceania**

8. The Conference Chairperson, Dr Bolortuya Purevsuren, invited Dr Zhang Zhongqiu, President of the OIE Regional Commission for Asia, the Far East and Oceania and Delegate of the People's Republic of China to the OIE, to present the activities of the Regional Commission for Asia, the Far East and Oceania.
9. Dr Zhang gave a brief review of the OIE Regional Commission's activities.
10. He explained that the Regional Commission for Asia, the Far East and Oceania had 36 Members, four of which were also Members of other Regional Commissions. The new Bureau, elected at the 83rd OIE General Session in May 2015, was headed by Dr Zhang Zhongqiu (People's Republic of China) as President, supported by Drs Sen Sovann (Cambodia) and Keshav Prasad Premy (Nepal) as Vice-Presidents, and Dr Matthew Stone (New Zealand) as Secretary General. He then reported on Delegates from the region elected as members of the OIE Council and experts from the region elected as members of OIE Specialist Commissions. The two Council members from the region were re-elected for a three-year term: Dr Mark Schipp (Australia) as Vice-President and Dr Toshiro Kawashima (Japan) as Member.
11. Dr Zhang stated that, in accordance with the First Regional Work Plan Framework 2011-2015, the Bureau had endeavoured to improve communications among regional Members, with the aim of promoting the development of a common regional vision. He then added that the following activities had been implemented in 2015: 1) nominating of appropriate regional experts to Specialist Commissions, 2) sharing comments on the reports of Specialist Commissions, and 3) operationalising a regional Delegates' site on the website of the OIE Regional Representation for Asia and the Pacific. Regarding the Regional Delegates' site, Dr Zhang indicated that details of the system would be reported separately by Dr Hirofumi Kugita.
12. Finally he stated that, in his capacity as Chairperson of the Global Framework for the Progressive Control of Transboundary Animal Diseases (GF-TADs) Regional Steering Committee for Asia and the Pacific, he had attended the GF-TADs Regional Steering Committees' Meeting on Key Performance Indicators in Paris in May 2015 organised on the fringe of the 83rd General Session of the OIE. At the meeting, the GF-TADs Global Secretariat presented the revised Results Framework for GF-TADs and provided an update on the process and methodology for piloting the key performance indicators.

### **The OIE Sixth Strategic Plan Regional perspectives**

13. The Conference Chairperson, Dr Bolortuya Purevsuren, invited Dr Mark Schipp, Delegate of Australia and Vice-President of the OIE Council, to present the regional perspectives of the OIE Sixth Strategic Plan.
14. Dr Schipp gave a brief presentation on the regional perspectives of the OIE Sixth Strategic Plan.
15. He started by examining the global/external and structural/internal challenges faced by the OIE. From this examination, he drew the conclusion that the OIE needed to remain effective, legitimate and credible for the benefit of its Member Countries. He reminded the Regional Commission of the importance, for the OIE as a whole, of meeting the objectives of the Sixth Strategic Plan as a prerequisite for preserving the Organisation's credibility and efficiency.
16. Dr Schipp went on to provide a general overview of the strategic objectives of the OIE Sixth Strategic Plan, namely: securing animal health and welfare by appropriate risk management; establishing trust through communication; and ensuring the capacity and sustainability of the Veterinary Services. He noted that these three strategic objectives were underpinned by the three cross-cutting themes of scientific excellence, diversity, inclusiveness, engagement, and transparency; and good governance.
17. He presented the different programmes and activities that the OIE had already developed or would be implementing in order to meet these challenges and so fulfil its Member Countries' expectations effectively. He also gave an overview of a number of proposals to consolidate the scientific excellence of the OIE's work. Dr Schipp underlined the Organisation's commitment to the transparency of its various activities, highlighting the importance of communication tools and updating of procedures to ensure good administrative management of the OIE.
18. Dr Schipp concluded by drawing the attention of Delegates to issues of particular relevance or importance to the Asia, the Far East and Oceania region and the opportunity to further address these in the Regional Work Plan Framework 2016-2020.

### **Regional Work Plan Framework 2016-2020**

19. The Conference Chairperson, Dr Bolortuya Purevsuren, invited Dr Zhang Zhongqiu to present the Regional Work Plan Framework for 2016-2020.
20. Dr Zhang informed the Conference that the Regional Core Group, established pursuant to a recommendation in the First Regional Work Plan Framework 2010-2015, had prepared a draft Second Regional Work Plan Framework for the period 2016-2020.
21. He explained that the drafts had been circulated in the region and consolidated with comments from Members of the region, following the explanations given at the Meeting of the Regional Commission for Asia, the Far East and Oceania during the 83rd General Session in Paris in May 2015. It had then been modified in accordance with Members' comments and advice from OIE Headquarters.
22. Dr Zhang presented the finalised document for adoption by the Regional Commission.

## Discussion

23. The Delegate of New Zealand raised that while the Regional Work Plan Framework 2016-2020 encourages the region to support capacity building in consistency with the OIE standards, there remains a need to highlight the relevance of these standards as they apply to international trade. He further encouraged the region to harmonize trade in accordance with the standards which are backed by sound technical and scientific bases. The Delegate of Australia supported New Zealand's comment, further elaborating that although being covered in the revised Work Plan Framework, the practical application of OIE standards on trade remains to be operationalised by all Member Countries. Despite these comments, no modification to the Regional Work Plan Framework was requested.
24. The Representative of Indonesia, sought guidance on the timelines for achieving control or eradication of diseases targeted by regional or global strategies such as rabies, PPR, and FMD. He also wondered how these timelines could be yearly reviewed by the countries to assess their respective progress in achieving these targets.
25. Dr Bernard Vallat advised that the region could adapt timelines in accordance to the global strategies and regional roadmaps such as those set out in the recently adopted Global Strategy for the control and eradication off PPR, the current SEACFMD Roadmap for FMD, and the forthcoming outcomes of the Global Conference for rabies to be held in December 2015, in collaboration with WHO.
26. The Delegate of New Zealand, citing the *Objective 2.2.a* of the Regional Work Plan Framework 2016-2020, recognised that the region should take the opportunity to voice shared concerns and consider speaking collectively on its shared positions during the OIE General Session. However, he suggested that regional common positions be undertaken in a specific and meaningful way. The Delegate of Mongolia and Chairperson of the 29th Regional Conference and the Delegate of the Philippines both supported this proposition.
27. The Delegate of Fiji highlighted the importance of the OIE to work in collaboration with Regional Economic Communities when it comes to harmonising standards, especially those related to trade.
28. As the session closed, the Conference Chairperson asked for the adoption of the Regional Work Plan Framework 2016-2020. The OIE Delegate of the Philippines moved to adopt the Regional Work Plan 2016-2020. Seconded by the OIE Delegates of New Zealand and Japan, the Regional Commission for Asia, the Far East and Oceania unanimously adopted the Regional Work Plan Framework 2016-2020.

## Activities of the OIE Regional Representation for Asia and the Pacific

29. The Conference Chairperson, Dr Bolortuya Purevsuren, invited Dr Hirofumi Kugita, OIE Regional Representative for Asia and the Pacific, to present the activities of the OIE Regional Representation for Asia and the Pacific (RR-AP).
30. Dr Hirofumi Kugita presented a report on the major activities of RR-AP under the Japan Trust Fund (JTF) projects as well as its other roles, such as providing the secretariat for the Regional Commission for Asia, the Far East and Oceania.

31. He indicated that, in its capacity as the Permanent Secretariat of the GF-TADs Regional Steering Committee for Asia and the Pacific, RR-AP also co-organised with FAO the GF-TADs sub-regional meetings for each sub-region, namely Association of Southeast Asian Nations (ASEAN), South Asian Association for Regional Cooperation (SAARC) and Secretariat of the Pacific Community (SPC), in response to the recommendation of the 8th meeting of GF-TADs Regional Steering Committee for Asia and the Pacific, held in 2014. The meetings for ASEAN and for SAARC were held in Chiang Mai (Thailand) in March 2015 and in Bangkok (Thailand) in August 2015, respectively.
32. Under the OIE/JTF Project on FMD Control in Asia, the 4th Coordination Committee meeting and 2nd Scientific meeting were held in Tokyo (Japan) in June 2015 and reviewed the progress made under the Project during the previous four years, including the development and implementation of the Roadmap for FMD Control in East Asia as well as relevant field activities, such as vaccination campaigns in Laos and Myanmar.
33. Dr Kugita indicated that the JTF Project on One Health focused on avian influenza and rabies. Two meetings on rabies had been organised, namely the “Regional Rabies Scientific Conference in China”, held in Wuhan (People’s Republic of China) in April 2015, and the “Rabies Workshop for SAARC countries”, held in Colombo (Sri Lanka) in August 2015. He noted that the outputs of both these events would be conveyed to the upcoming Global Conference on Rabies to be held in Geneva in December 2015 in collaboration with WHO.
34. RR-AP had also co-organised with Animal Production and Health Commission for Asia and the Pacific of the Food and Agriculture (FAO-APHCA) and United States Department of Agriculture – Animal and Plant Health Inspection Service (USDA-APHIS) the Regional Workshop on Prevention and Control of Neglected Zoonoses, held in Obihiro (Japan) in July 2015, which provided participants with updates on the situation and the burden of neglected zoonoses in Asia, an overview of relevant OIE standards in controlling those diseases, and opportunities to share experiences and learn from each other.
35. Dr Kugita then referred to the Regional Workshop on Safe Trade in Aquatic Animals and Aquatic Animal Products, held in Nagaoka (Japan) in July 2015, which had provided participants with updates on trends in aquaculture production; a regional overview of aquatic animal diseases and the role of trade in disease spread; and knowledge about the importance of implementation of OIE intergovernmental standards for disease surveillance and control methodology.
36. He stated that RR-AP, in its capacity as the secretariat for the Regional Animal Welfare Strategy Coordination Group (RAWS CG), had organised the OIE RAWS Regional Meeting, held back-to-back with the Action Plan writing group meeting in Bangkok (Thailand) in July 2015. In its capacity as the secretariat for the Regional Commission, the RR-AP had also worked on the revision of the Regional Work Plan Framework 2016-2020 in consultation with regional Members. He noted that details of these topics were presented previously.
37. Dr Kugita concluded his presentation by announcing that the Regional Delegates’ site would soon be launched on the OIE Regional website and that this should facilitate regional members’ involvement in the OIE standard-setting process.

## **Discussion**

38. The Delegate of Bhutan, making reference to the FMD national official control programme, requested details on the requirements for submitting such programme for endorsement by the OIE World Assembly of Delegates.

39. Dr Vallat reminded that all the relevant information was detailed in the OIE *Terrestrial Code*. He also reminded Delegates that the OIE Scientific Commission was empowered to submit the applications to the World Assembly for final endorsement. Having said that, Dr Vallat highlighted that the recognition of FMD national official control programmes was an intermediate step proposed by the OIE for supporting the efforts done by countries where FMD was present and a good tool to convince governments and donors to invest more. Finally, Dr Vallat emphasised that achieving FMD freedom worldwide was feasible as around 70 countries were already declared free from FMD.
40. A representative of Thailand noted that his country has recently submitted its FMD national official control programme to the OIE for endorsement. He hoped for its endorsement by the World Assembly in 2016.
41. Dr Bolortuya, Chairperson of the Conference, reminded participants that People's Republic of China and India's FMD national official control programmes were recently endorsed by the OIE World Assembly. She finally informed that Mongolia was also looking forward doing the same in the near future.

#### **Activities of the OIE Sub-Regional Representation for South-East Asia**

42. The Conference Chairperson, Dr Bolortuya Purevsuren, then invited Dr Ronello Abila, OIE Sub-Regional Representative for South-East Asia, to present the activities of the OIE Sub-Regional Representation for South-East Asia.
43. Dr Abila started his presentation by stating that the OIE Sub-Regional Representation for South-East Asia (SRR-SEA) had continued to make progress with the implementation of three programmes under the Stop Transboundary Animal Diseases and Zoonoses (STANDZ) initiative, funded by the Australian Government, namely: the South-East Asia and China FMD (SEACFMD) campaign, the Strengthening Initiative for Veterinary Services (STRIVES), and the One Health programme with its focus on rabies. This programme also receives financial support from New Zealand, People's Republic of China, Republic of Korea, and Japan.
44. He then provided a brief review of the activities developed under each programme as follows:

##### **1. SEACFMD**

The SRR-SEA has undertaken a range of activities in 2015 in support of SEACFMD Member Countries' goals of control, prevention and eradication of FMD, or maintenance of FMD freedom. These include control activities, studies of factors contributing to disease spread, capacity building, drafting the 3rd edition of the SEACFMD Roadmap, coordination meetings, preparation of OIE status recognition dossiers, and developing projects and partnerships for the future.

It was noted that the FMD situation in the region showed a relative improvement compared to the same period last year. In mainland South-East Asia and the People's Republic of China, there were 60 FMD outbreaks reported from January to June 2015, while during the same period in 2014 more than 130 outbreaks were reported. No FMD outbreak was detected in the STANDZ-supported vaccination areas in northern Lao PDR and central Myanmar. The Philippines received a new OIE certificate recognising the whole country as FMD-free without vaccination, while the People's Republic of China received an OIE certificate endorsing its official National FMD control programme as compliant with the OIE *Code*. The SRR-SEA developed the 3rd edition of the SEACFMD 2020 Roadmap, which was subsequently endorsed by the OIE Sub-Commission for SEACFMD during its meeting in Manila (Philippines). With SRR-SEA support, Cambodia, Lao PDR and Myanmar have

completed their respective FMD plans while Vietnam began developing phase 3 of its national FMD plan. The regional animal movement study commenced following a planning workshop held in January 2015. The Northern Lao FMD Project vaccinated 167 259 animals in 872 villages in 26 priority districts in the 10 target provinces from January to June this year. In Myanmar, two rounds of the vaccination campaign were conducted in 18 townships in February, with 236 744 animals vaccinated, and a booster vaccination was conducted in March with 210 027 animals re-vaccinated. Post-vaccination monitoring is also ongoing for both projects. Capacity-building activities continued with the Outbreak Investigation and Management training conducted in Cambodia and planning for the training of FMD diagnostic laboratory staff in Myanmar on post-vaccination monitoring (PVM) sample testing in July.

Coordination meetings have been completed successfully, with the Upper Mekong Working Group meeting held in Vietnam in February, the 21st Meeting of the OIE Sub-Commission on FMD in South-East Asia and China meeting in the Philippines in March, and the 18th National Coordinators' meeting held back-to-back with a one-day Animal Movement meeting in Qingdao (People's Republic of China) in August. A Workshop on the OIE Guidelines for the Endorsement of an Official FMD Control Plan was organised in July.

## **2. One Health and Rabies**

The STANDZ One Health programme continues to support and strengthen regional inter-sectoral coordination in South-East Asia. The SRR-SEA provided support for the implementation of the ASEAN Rabies Elimination Strategy (ARES) at the regional level and assisted the Philippines in aligning its national rabies plan with ARES.

The Philippines Rabies Project is progressing well, with the administration of the second round of mass vaccinations in four pilot provinces following the delivery of 320 000 doses of rabies vaccines funded by the project. In support of mass dog vaccination, the SRR-SEA is also developing a post-vaccination monitoring plan for the pilot areas. A KAP (knowledge, attitude and practices) survey was conducted to determine the progress in these areas following public awareness initiatives.

In addition, the SRR-SEA is developing a pilot comprehensive rabies control project in Myanmar, similar to the Philippines Rabies Project. The delivery of 200 000 doses of rabies vaccines is expected by 16 September and a Funding Grant Agreement is being finalised to support the project. On a smaller scale, the OIE will provide 50 000 doses of rabies vaccine to Cambodia, coupled with a small-grant to support the implementation of vaccination and other rabies control activities.

## **3. STRIVES**

The SRR-SEA has continued to support the strengthening of the Veterinary Services of South-East Asian countries through the PVS Pathway. Using the findings of the PVS Evaluation and PVS Gap Analysis mission reports, the SRR-SEA has been able to provide specific technical assistance, financial support, workshops and seminars in support of the report recommendations. A PVS Evaluation Follow-up mission was carried out in Myanmar at the country's own request. Information seminars for practising veterinarians were organised as well as seminars for Veterinary Education Establishments (VEE) in Malaysia, Myanmar, the Philippines, and Thailand. Training on laboratory health and safety was also provided to laboratory staff in Thailand, Myanmar, Cambodia and Malaysia, to enhance their capacity in terms of biosafety and biosecurity. A PVS Pathway sub-regional workshop was conducted in April, which allowed the SRR-SEA to document the progress made by countries having undertaken the PVS Pathway in improving their compliance with OIE and other intergovernmental standards. The workshop's objectives were successfully achieved: 1) discussion of recommendations and conclusions of previous PVS

Evaluations and PVS Gap Analyses, 2) acknowledgement and discussion of progress and outcomes achieved as well as best practices and approaches in strengthening their Veterinary Services, 3) facilitation and promotion of collaboration amongst the Veterinary Services of ASEAN Member States in bridging and strengthening common sub-regional gaps, and 4) recommendations for the consideration of OIE and countries related to current and future OIE PVS Pathway activities in the Sub-region.

45. Dr Abila also provided details of other key activities carried out or planned in 2015 by the OIE Sub-Regional Representation, such as:

**1. SEACFMD**

- Organisation of the SEACFMD EpiNet and LabNet Meeting, Nay Pyi Taw, Myanmar;
- Publication of the SEACFMD Roadmap 3rd Edition;
- Facilitation of a study of the costs and benefits of maintaining FMD freedom;
- Review of the epidemiology of FMD in the past 12 years;
- Support for outbreak investigation and management activities as required;
- Management of the 3-year comprehensive FMD control project in northern Laos PDR;
- Launching of the comprehensive FMD control project in central Myanmar;
- Technical and logistic support to FMD laboratories of Member Countries as required.

**2. One Health – Rabies**

- Participation in the Global Rabies Conference in Geneva, Switzerland, and the Regional Tripartite Workshop on Zoonoses in Sapporo, Japan);
- Continued support for the implementation of the ASEAN Rabies Elimination Strategy (ARES);
- Management of the comprehensive rabies project in the Philippines;
- Launching of the comprehensive rabies project in Myanmar;
- Support for rabies vaccination in Cambodia and Indonesia;
- Conduct of case studies on rabies outbreak investigation, post-vaccination monitoring, and dog ecology studies.

**3. STRIVES**

- Joint FAO/OIE Regional Training on Animal Disease Surveillance System;
- Training on strengthening disease detection, surveillance and prevention in selected countries;
- Training on Laboratory Health and Safety for Veterinary Diagnostic Laboratories in Indonesia;
- Participation in the 6th Annual Meeting of South-East Asia Veterinary Schools Association (SEAVSA);
- Follow-up of the OIE Veterinary Education Twinning Project between Nong Lam University, Vietnam, and the University of Queensland, Australia;
- 5th OIE Sub-Regional Workshop for Veterinary Statutory Bodies, Pattaya, Thailand;
- 4th OIE Sub-Regional Workshop on Animal Health Communication.



## Discussion

46. Referring to the FMD control programmes, a representative of Thailand commented that animal movements were a key factor in the control of FMD. He also considered that the harmonisation of standards between countries was of paramount importance when it comes to animal movements. He highlighted the recent coordination that has occurred between Cambodia, Laos, Myanmar, and Thailand in relation to this important matter. He also made special reference to the bilateral meetings organised between Thailand and Cambodia in order to have a better understanding of animal movements across their borders with the ultimate objective of ensuring the safe trade of animals and their products. He considered that animal movements originating in South East Asia went beyond even South-East Asia. Therefore, it was a key issue that should be taken into account by all Member Countries of the region. Finally, he exhorted participants to work together for a good understanding of the situation in order to facilitate safe trade throughout.
47. Making reference to the OIE PVS Pathway, a representative of Thailand commented that his country has benefited extensively from this important programme of the OIE and its associated Twinning programme, including a Laboratory Twinning project on Brucellosis as well as, a VEE Twinning project. He informed that, following the successful outcomes of the Brucellosis Twinning project, Thailand has already begun working with Bhutan to strengthen their brucellosis diagnostic capabilities and already submitted an application to be recognised by the OIE as a Reference Laboratory for that disease. In this regard, he also wanted the participants to note that Thailand had also requested that the DLD and Chang Mai University be recognised as an OIE Reference Center for Capacity Building of Veterinary Services. This proposal was endorsed by the Members of the OIE Regional Commission during the 83<sup>rd</sup> General Session of the World Assembly of Delegates in May 2015 in Paris. This recognition will allow Thailand to continue providing technical support to countries in the region in an effort to strengthening their Veterinary Services. He concluded by expressing how enthusiastic Thailand was about being able to work with all its partners in the region to achieve this objective.
48. The Conference Chairperson reminded all participants that FMD was an important animal health issue deserving to be addressed at regional level. She provided a recent example of regional approach by commenting that Mongolia hosted a tripartite meeting with China and Russia to progress on how these countries could work together in better controlling FMD. She also confirmed the interest of Mongolia in becoming a member of the SEACFMD for which a request will be sent to the OIE.

## Pastoralism and animal health Challenges

49. The Conference Chairperson, Dr Bolortuya Purevsuren, invited Dr Bernard Vallat, OIE Director General, to make a presentation on the challenges relating to pastoralism and animal health.
50. Dr Vallat started his presentation by explaining the current context of pastoralism.
51. He first provided a rationale of pastoralism highlighting, among others, the fact that two-thirds of the agricultural land on planet Earth was grassland and various types of mobile livestock husbandry systems were well adapted to some of these ecosystems. He also indicated that pastoralism was not in competition with human nutrition because humans could not digest cellulose and that land reserves sustained considerable human and animal populations which could not be sustained in any other way in some of such areas. He also noted that pastoralist communities were underserved by and under-represented in many governments; there was a risk of delinquency or terrorism when pastoralist livelihoods were compromised and large areas were inaccessible because of political unrest and violence. Dr Vallat also underlined that pastoralism was regularly hit by natural disasters such as drought, locust invasions, or Zud in Mongolia.

52. He went on to provide details on social-ecological framework for pastoralism, namely: semi-arid ecosystems, natural resources, energy, geography, and demography.
53. Dr Vallat then referred to the pastoral livestock production indicating that it was also another characteristic of the pastoralism. He highlighted that pastoralism was almost the only way for sustainably use semi-arid highland-lowland landscapes.
54. Continuing the explanation on the current context of pastoralism, Dr Vallat commented on the threats to pastoralism. He noted that the barriers and challenges for subsistence of pastoralism included, among others, land grabbing, fencing, erosion / desertification, conflicts / civil unrest / terrorism, food insecurity / natural disasters, transboundary animal diseases, and detrimental policies on land use, sedentarisation / mobility, and lack of social services such as health, education, environment, security, and access to Veterinary Services.
55. Dr Vallat then detailed the unique potentials of pastoralism in terms of ecology and economy. Regarding ecological potentials he mentioned: preservation of unique ecosystems with high rate of carbon sequestration, no competition with human nutrition as cellulose can only be used by ruminants, animal excreta-derived can be used as fuels/fertilizer instead of using chemical products and, can ensure the human presence in remote territories. When it comes to economic potentials, the OIE Director General highlighted: biodiversity / conservation areas, ecotourism, and increased offtake of animal protein, animal products.
56. He finalised the explanation on the current context of pastoralism by describing the future of pastoralism as follows:
- Community engagement, pastoralist associations, self-help frameworks;
  - Decentralized environmental management with active participation of pastoralist stakeholders in policy making;
  - Maintain mobility in socially and ecologically acceptable forms;
  - Promote Global partnerships – World Initiative for Sustainable Pastoralism (WISP);
  - Develop veterinary assistance with governments and private sector involvement;
  - Pastoral areas are an indispensable part of future land use;
  - It will be necessary to rethink local governance and social services, including animal and human health, education, transport, environmental management and security; and
  - Improved social services like human and animal health services, locally adapted governance, and integrated adaptive management will pave the way for the sustainable use of pastoral areas, including, possibly, moderate intensification and larger export markets.
57. Dr Vallat continued his presentation by giving details on the challenges and solutions in terms of animal health.
58. In that regard, he first mentioned the constraints pastoralism caused when it comes to animal health highlighting:
- Inherent mobility of pastoral livestock management;
  - Limited access to reliable veterinary care;
  - Limited access to quality veterinary inputs;
  - Limited access to extension services;
  - Lack of supporting policies and resources to provide such inputs and services;

- Stresses of poor nutrition during dry season increase disease risk and decrease reproductive performance of livestock;
- Commingling of herds/flocks at water sources and grazing areas increases disease risk; and
- Increased concentrations of animals due to land grabbing increases disease risk.

59. Dr Vallat then detailed the solutions for improving animal health such as :

- Better understanding of pastoralist management practices and movements to better deliver appropriate services;
- Development and application of appropriate technologies – e.g., cold chain, heat stable vaccines, field diagnostic kits;
- Training and use of veterinary para-professionals within pastoral communities with links to government and/or private veterinarians;
- Provide preventive, therapeutic and nutritional interventions; and
- Foster supporting policies, laws and regulations to facilitate use of veterinary para-professionals and a high quality input supply chain, including vaccination campaign and disease eradication programmes.

60. He then considered that a One Health approach to pastoralism also needed to be considered. He noted that health services were often lacking for pastoralists and their animals. A One Health approach could help to better address zoonotic treat and to promote better participation in vaccination campaigns by pastoralist and their animals as it was the case in Southern Sudan in 1990 with the UNICEF Operation Lifeline Sudan Rinderpest vaccination in cattle where Polio vaccination was also applied for children.

61. Referring to the OIE efforts in support of pastoralism, Dr Vallat informed that the OIE was working on sensitisation of high level decision-makers on the importance of pastoralism. He commented on the establishment of the “Alliance of Countries with Pastoralism Activities by Nomadic Populations” which met for the first time during the 2013 OIE General Session. He also mentioned the Nouakchott Declaration on pastoralism (October 2013), and the Regional Sahel Pastoralism Support Project (PRAPS) in which the OIE contributes to Component 1 related to Animal Health.

62. Dr Vallat also explained that the OIE was addressing major transboundary animal disease threats to pastoral livelihoods though OIE Codes and Manual, OIE/FAO Eradication of rinderpest and the proposed eradication of PPR, and FMD global control.

63. Finally, he promoted future meetings of the “Alliance of Countries with Pastoralism Activities by Nomadic Populations”, the publication in August 2016 of an OIE Scientific and Technical Review to be entitled “The future of pastoralism”, and the possible organisation of a Global Conference on Pastoralism in collaboration with Mongolia, hopefully in 2016.

64. Dr Vallat provided the following conclusions:

- Although traditional pastoralism remains under threat, it still represents the best use of arid and semi-arid grasslands not suitable for agriculture.
- Animal health, though not the only challenge facing pastoralists, is indeed an important one.
- Veterinary service delivery needs to be improved in combination with improved nutrition and extension.
- Veterinary services can also be integrated with human health services to cultivate a “One Health” approach.

- The training and use of veterinary para-professionals derived from and moving with pastoralist communities is an important and useful tool for addressing these needs under veterinary supervision.
- The value of pastoralism to national economies and livelihood needs to be recognized and policies and regulations need to be developed that facilitate sustainable pastoralism.
- OIE through its various activities will continue to advocate for pastoralism and the health and well-being of pastoralists and their animals.
- In some countries the support to pastoralism prevents terrorism and delinquency.
- Pastoralism could be recognised by UNESCO as a World Heritage and OIE will support this application.

**Technical Item I**  
**“The role of Veterinary Services in managing**  
**emerging aquatic animal diseases:**  
**what are the factors needed for success?”**

65. The Session Chairperson, Dr Rubina Cresencio, Delegate of Philippines, invited Dr Ingo Ernst, Director of Aquatic Pest and Health at the Department of Agriculture of Australia and President of the OIE Aquatic Animal Health Standards Commission, to present the Technical Item I entitled “The role of Veterinary Services in managing emerging aquatic animal diseases: what are the factors needed for success?”.
66. Dr Ernst began his presentation by stating that the emergence of new aquatic animal diseases had been a regular feature of the world’s rapidly growing aquaculture industry. He said that this Technical Item explored the role of Veterinary Authorities in managing emerging aquatic animal diseases and aimed to identify the most important factors required for their successful management. He explained that his work drew on the experiences of 28 Members of the OIE Regional Commission for Asia, the Far East and Oceania that together accounted for 90% of global aquaculture production in terms of volume.
67. He then indicated that responsibilities for managing aquatic animal health were often shared between Veterinary Authorities and aquaculture or fisheries authorities, necessitating cooperation between the responsible authorities. Dr Ernst emphasised that more than two-thirds of the countries in the region that had completed the questionnaire believed that better cooperation between the responsible authorities was needed for improved aquatic animal health management.
68. Continuing the analysis of inputs from Members’ experiences, Dr Ernst noted that their approaches to notification of emerging diseases appeared to be somewhat inconsistent. However, improving transparency regarding notification was identified by countries as one of the most important actions Member Countries could take to support international efforts to manage emerging diseases of aquatic animals.
69. He stated that the most important factors for a successful response to an emerging disease included early response, industry cooperation, availability of diagnostic tests, and early detection of the event. He noted that a better understanding of emerging disease epidemiology was the single most significant factor to improve the success of a disease response.
70. Dr Ernst also reported that most Member Countries had prevention and preparedness programmes for emerging diseases; however, there were some significant gaps, including among the world’s leading 10 aquaculture production countries, and that these gaps could usefully be the subject of capacity-building efforts.

71. Finally, Dr Ernst considered the important actions that Member Countries could take to support international efforts to manage emerging aquatic animal diseases. These included sharing epidemiological information on emerging diseases, improving transparency regarding disease notification, and improving biosecurity and disease control within their aquaculture industry.
72. He advised Member Countries to ensure that early response, industry cooperation, availability of diagnostic tests, and early detection of the event were incorporated in their aquatic animal disease preparedness programmes.
73. Referring to the OIE, Dr Ernst concluded that there were important actions that the OIE could take to support international efforts to manage emerging diseases. These included coordinating regional action for serious emerging diseases, providing technical guidance on new emerging diseases, supporting OIE Member Countries to build their capabilities through the OIE PVS Pathway, and advocating improved transparency for notification of emerging diseases.
74. Lastly, he highlighted the fact that a better understanding of emerging aquatic animal disease epidemiology was the most significant factor that must be addressed to improve success. He noted, however, that this factor may require significant investment of resources and that international cooperation may be warranted to share information and coordinate research efforts. Thus, he considered that there may be a role for the OIE to facilitate such regional cooperation for responses to emerging diseases, particularly where impacts are significant and transboundary spread is likely.

### **Discussion**

75. The Chairperson for this Technical Item, Dr Rubina Cresencio, thanked Dr Ernst for the comprehensive report provided the Regional Commission and she opened the floor to discussion.
76. A representative from People's Republic of China explained that obtaining financial support to aquaculture research continues to be a challenge in the Region, including in China. He sought advice on how this could be addressed. Referring to the comments made by the Delegate of New Zealand and supported by the Delegate of Australia regarding the Regional Work Plan Framework 2016-2020 and the importance for the region to harmonise trade in accordance with the OIE standards which are backed by sound technical and scientific bases, the representative of the People's Republic of China commented on antimicrobial resistance (AMR) which he considered as a global threat to both animal and human health. He added that AMR was also a challenge for aquaculture in terms of food safety and public health. The overuse of antibiotics in aquaculture could lead to the emergence of multidrug-resistance pathogenic bacteria in fish which could affect the trade of aquatic animals and aquatic animal products in the region. In that regard, the representative of People's Republic of China exhorted the Aquatic Animal Health Standards Commission to address this issue appropriately.
77. Dr Ingo Ernst responded to the concern expressed by citing successful examples of cooperation in the region related to maximizing limited resources on aquaculture research. He provided an example in Australia where, during an outbreak of abalone viral ganglioneuritis, experts from public and private sectors were brought together to discuss a research approach. Pooling expertise was seen as an effective way to maximise the small amount of available resource. On another occasion in 2012, when acute hepatopancreatic necrosis disease emerged in the Region, a meeting involving regional interested parties was convened. This successful meeting brought concrete outcomes and this joint effort resulted to faster reactions at regional level.

78. The Delegate of New Zealand congratulated Dr Ernst on his work and presentation which laid down important challenges regarding aquatic animal health in the region. Based on the apparent discrepancies in the Region regarding notification of emerging aquatic animal diseases, he wondered if there would be opportunities to align the reporting channels to ensure Member Countries fulfil their obligation to report to the OIE.
79. On that matter, Dr Bernard Vallat explained that OIE was currently taking steps to modernise reporting mechanism including the potential use of mobile devices providing direct access to WAHIS. The Delegates would be consulted through all the process. He highlighted that, before undertaking such modernisation, the OIE would need evidence on the benefit of these new reporting channels compared to the current system.
80. The representative of Indonesia also pointed out that the poor understanding of aquatic animal diseases epidemiology was perhaps due to the limited number of veterinarians working in aquaculture. He further stressed that communication and coordination between the Veterinary Services and the Aquatic Animal Health Services was crucial in addressing aquatic animal diseases.
81. Dr Ernst agreed and further highlighted that many countries in the Region were transferring the aquatic animal health expertise under the Veterinary Authority. He was of the advice that this approach represented a positive move for the overall aquatic animal health.
82. Dr Bernard Vallat concluded the discussion by emphasising on the need for more veterinary science and more veterinary professionals to be involved in the management of aquatic animal disease.
83. The Chairperson, Dr Rubina Cresencio, briefly summarized the discussions and requested the OIE Delegate of New Zealand and a representative of China, Indonesia and Vietnam, to work on drafting the recommendation of this Technical Item.

#### **Country experience with control of FMD Republic of Korea**

84. The Conference Chairperson, Dr Bolortuya Purevsuren, invited Dr Dong-Seob Tark, Senior researcher at the FMD Division of the Animal and Plant Quarantine Agency of the Republic of Korea, to make a presentation regarding the country's experience with control of FMD and avian influenza.
85. Dr Tark gave a brief review of the FMD situation in the Republic of Korea as follows:
86. The Republic of Korea had been an FMD free country for 66 years from 1934. Unfortunately, a first outbreak of FMD occurred in 2000 and 6 additional outbreaks had since been reported. The isolated serotypes were A and O. In 2010, FMD started as an outbreak and then spread nationwide taking on an epizootic form. To cope with the worsening situation, a comprehensive FMD vaccination campaign was introduced and mandatory vaccination of all cloven-hoofed animals except deer is still in effect. During a recent outbreak in 2014, 185 farms (180 for pigs and 5 for cattle) were infected and about 170 000 pigs and 70 cattle were destroyed. The number of infected farms and culled animals was lower in 2014 compared to 2010, a year in which 3.4 million animals were culled. The main difference between these outbreaks lies in the control measures. FMD susceptible animals have been routinely vaccinated since the 2010 outbreak, when an emergency ring vaccination campaign was implemented. The bivalent (O1 Manisa + O-3039) or quadrivalent (O1 Manisa, O-3039, A Malaysia 97 and Asia 1 Shamir) FMD vaccine contained new strain O-3039, which was chosen based on the advice of world reference laboratory vaccine matching tests. The recent FMD outbreak shows four conspicuous features. Firstly, almost half of the FMD cases were reported from integrated farms. Of 180

pig premises infected, 42% were integrated farms. Secondly, the vaccine strain (O3039) showing the best vaccine matching result against the newly isolated field virus has been added. Thirdly, partial culling on infected farms was undertaken because of the existing compulsory vaccination policy. Lastly, non-structural protein (NSP) monitoring surveillance in slaughterhouses was launched to identify NSP reactors.

87. Dr Tark then detailed the clear lessons to be learned from this recent FMD outbreak:
- The pigs without clinical signs are shedding virus, thus posing a risk of transmitting the virus to neighbouring farms;
  - Contaminated vehicles used to transport animals and animal feed are acting as mechanical vectors;
  - FMD virus became widespread because of the failure of control measures, for example, use of a partial stamping-out policy;
  - Disinfectant was not fully effective in limiting virus spread in winter as it was affected by the severe cold; and
  - An unfavourable farming environment, such as intensive farming and a low level of awareness of the importance of farm biosecurity, makes the control of FMD more difficult.
88. Dr Tark concluded his presentation by highlighting that a well organised system of vaccination at national level along with correctly implemented biosecurity measures on individual farms were important factors in controlling the disease and achieving freedom from FMD.

### **Discussion**

89. The Delegate of Australia inquired whether the Republic of Korea was able to determine how FMD entered the country. Dr Tark responded that unfortunately, up to now, it was not possible to accurately determine the source of infection.
90. Nepal, Indonesia, Chinese Taipei, Fiji, and Iran requested clarification regarding the:
- use of disinfectants;
  - culling policy;
  - herd immunity against FMD after vaccination;
  - compensation provided to producers; and
  - vaccination policy.
91. Dr Tark provided clarifications as follows:
- Producers were advised to use disinfectants with a high alcohol concentration in order to ensure efficacy in low temperature;
  - All “at risk” swine were not culled; however, active surveillance was performed (i.e. seroconversion and antigen testing) on these risk groups as well as monitoring of clinical signs to ensure animals were not infected;
  - The comprehensive serological surveillance performed after vaccination indicated a seroconversion rate of approximately 80%. However, fattening pigs only showed around 50-60% levels of seroconversion. This can be attributed to the fact that the latter only received a single FMD vaccine dose (i.e. no booster) compared to breeding animals. The policy will change in the future to provide fattening pigs with at least two vaccinations;
  - Producers that early reported the disease received 100% of the value of their herd while those reporting late received less;

- The strategy applied for the first two outbreaks was aiming at controlling the outbreak by culling only (i.e. without vaccination); however this policy changed during the third outbreak where vaccination had been introduced because the outbreak appeared to be spreading. A trivalent vaccine was used as more than one serotype were circulating and since the initial source of introduction was unknown, the decision was made to vaccinate with strains circulating in the region.
92. Finally, a representative of China regretted that no detailed information regarding genotyping was provided, highlighting that it was essential when selecting vaccines during an outbreak or as part of an FMD control programme.

### **Report on the Regional Animal Welfare Strategy (RAWS)**

93. The Conference Chairperson, Dr Bolortuya Purevsuren, invited Dr Gardner Murray, OIE Special Adviser and Chair of the Regional Animal Welfare Strategy (RAWS) Coordination Group, to present a report on RAWS.
94. Dr Murray began his presentation by explaining that the RAWS for Asia, the Far East and Oceania provided a unifying framework and support for the implementation of OIE animal welfare and related standards in the region.
95. He reminded participants that the 1st Edition of the RAWS was endorsed in 2008 and that it was now in its 2nd Edition (2013-2015). He stated that development and implementation of the RAWS were being guided by a RAWS Coordination Group (RAWS CG) comprising representatives from the OIE, regional governments including South-East, South and North Asia, as well as industry and a non-governmental organisation.
96. Dr Murray informed participants that RAWS and RAWS CG activities, including the provision of a Secretariat, had been funded by the Australian Government and that funding and support had now ceased. As such, the RAWS CG no longer existed. He stated that the OIE Regional Representation for Asia and the Pacific had assumed the secretariat role since March 2014.
97. He added that, given the importance of animal welfare, the Regional Commission at its Meeting in Paris in May 2015 had agreed that it should assume greater responsibility for the RAWS and that a RAWS Regional Meeting be held in Bangkok (Thailand) on 29 and 30 July to provide advice on future requirements for and management of the RAWS. The Meeting was preceded by a RAWS Action Plan Writing Group which provided a Report to the Regional Meeting.
98. Participants at the Regional Meeting included regional country representatives, OIE National Focal Points for Animal Welfare, OIE staff from the Headquarters in Paris, the Regional Representation for Asia and the Pacific and the Sub-Regional Representation for South-East Asia, the Chair of the OIE Animal Welfare Working Group, the Vice-President of the OIE Council, and another Member of the Regional Commission.
99. Dr Murray reported that the Regional Meeting had been positive and constructive and supported the continuation of the RAWS. Accordingly, it considered a range of matters, including the establishment of a RAWS Advisory Group (AG), its Terms of Reference and modus operandi; funding issues and advocacy; project work; a consolidated and focussed RAWS Action Plan; and future activities.
100. Dr Murray also indicated that a report of the Regional Meeting had been sent to the Director General of the OIE and Regional Delegates, and that the recommendations put to the 29th Conference of the OIE Regional Commission for discussion and/or endorsement could be found in the working document of the Conference.



101. It was suggested that the AG, if endorsed, be established as soon as practical to maintain the momentum of the RAWs and address a number of key issues. These included the development of a professionally prepared Advocacy Document to support funding applications; drafting a 3rd Edition RAWs (2016-2020); and progressing a number of small projects for which limited funds may be available for use.
102. To conclude his presentation, Dr Murray commented on other matters deemed important, such as the need for the Regional Commission to recommend on the Chair of the AG to the Director General of the OIE; strong involvement of OIE National Focal Points with the support of OIE Delegates; communication; the sharing of information with other OIE regions; and linking activities to other OIE work, in particular the PVS Pathway.

### **Discussion**

103. Referring to the possibility that the Chairperson of the Regional Animal Welfare Advisory Group be a current member of the OIE's Animal Welfare Working Group, the Delegate of New Zealand wondered if the OIE could consider this participation as part of the responsibilities of an OIE Working Group member, and consequently cover for the related expenses.
104. Dr Vallat emphasised that proposals for selecting the Chairperson were based on previous recommendations and the procedure was a decision of the Regional Commission. Dr Vallat indicated that he would support the proposal of the Commission. He also said that if funds were made available for the implementation of this strategy, travel expenses and allowances of the Chairperson would be covered.
105. Finally, participants decided that the Bureau of the Regional Commission would meet during the week to discuss on the recommendations presented by Dr Murray in order to submit them for adoption by the Regional Commission during Friday morning session. The Report on the Regional Animal Welfare Strategy (RAWs) is annexed to this report.

### **OIE/FAO Global Strategy for the control and eradication of PPR – Next steps**

106. The Conference Chairperson, Dr Bolortuya Purevsuren, invited Dr David Sherman, Member of the FAO-OIE GF-TADS PPR Working Group and Coordinator of the OIE Veterinary Legislation Support Programme, to deliver a presentation on "OIE/FAO Global Strategy for the control and eradication of PPR – Next steps".
107. Dr Sherman started his presentation by stating that peste des petits ruminants (PPR) was considered one of the most damaging livestock diseases occurring in Asia, Africa and the Middle East. The FAO-OIE Global Framework for the Progressive Control of Transboundary Animal Diseases (GF-TADS) PPR Working Group had therefore prepared the Global Strategy for the Control and Eradication of PPR in collaboration with many experts and representatives of key countries, regional organisations, specialised organisations, and the private sector. The Global Strategy was first presented at the FAO-OIE International Conference for the Control and Eradication of PPR, held in Abidjan, Côte d'Ivoire, from 31 March to 2 April 2015 and endorsed by the Ministers.
108. Dr Sherman went on to explain that the Global Strategy had three integrated components. He indicated that while eradication of PPR (Component 1) was the ultimate goal of the Global Strategy, it could not be a 'stand-alone' activity. Therefore, he added that strengthening the Veterinary Services as a country moves towards PPR eradication would be the objective of Component 2 and that would in turn create more cost effective opportunities to control other priority diseases, which was the objective of Component 3.

109. At a national level, Dr Sherman stated that the strategic approach was based on four stages, from Stage 1, when the epidemiological situation is being assessed, to Stage 4, when the country can provide evidence that there is no virus circulation and is ready to apply for OIE official recognition of PPR freedom. He indicated that the activities would begin by controlling the disease in areas where it is highly endemic and then consolidate the results in areas where a low endemic level has been reached. For countries already free of PPR, the aim would be to maintain this status.
110. At a regional level, he said that the focus was on the need for regional harmonisation of strategies and activities, in a strong partnership with the relevant regional economic communities or other regional organisations and on the development of regional laboratory and epidemiology networks.
111. At the global level, Dr Sherman stated that the GF-TADS governing bodies would be maintained and a new joint FAO-OIE Global PPR Control and Eradication Programme (PPR-GCEP) would be established. Global networks for OIE and FAO PPR Reference Laboratories/Centres and Epidemiology Collaborating Centres would be established as well as an FAO-OIE Global Research and Expertise Network on PPR (PPR-GREN).
112. Dr Sherman then said that the GF-TADS principles and mechanisms would be used and countries would participate in (sub) regional PPR Roadmap workshops during which the stage ranking assessments would be evaluated and agreed. He explained that the timelines of the PPR Global Strategy provided for three phases, each of 5 years' duration. A continuous monitoring and evaluation process and a comprehensive evaluation of the results in 2020 would provide guidance on the continuation and updating of the programme activities.
113. Finally, Dr Sherman provided the rationale for controlling and eradicating PPR as well as an overview of the current situation, regional experiences, and the tools to be used. He indicated that a PPR Monitoring and Assessment Tool (PMAT) and a Post-Vaccination Evaluation (PVE) tool had been specifically developed. Additionally, he commented that the OIE PVS Pathway would serve notably to evaluate the Veterinary Services and to identify the cost of the gaps to be addressed.

### **Discussion**

114. Following a request for clarifications from the representative of Indonesia and the Delegate of Australia, Dr Sherman clarified that the baseline stage ranking assessment for 2015 was based on the available information as discussed and agreed by the members of the FAO-OIE GF-TADs PPR Working Group. Following an initial validation of 7 countries of Central Africa using the PPR Monitoring and Assessment Tool (PMAT), there appears to be a good correlation with the initial educated guess. The validation of the other countries would be completed by 2016. He reiterated that the bottom-line remains for all countries currently infected to achieve freedom in 15 years.
115. Dr Bernard Vallat reminded that Member Countries can apply at any time for OIE recognition of PPR free status. So far, more than 40 countries already received official recognition by the World Assembly of Delegates. Member Countries can also apply for official recognition of their national official control programme which can help in lobbying for requesting funds from their respective governments and donors. This unique opportunity also contributes to enhancing the speed by which the global eradication goals may be achieved. He strongly indicated that these OIE official recognition procedures were independent from the stage ranking assessment made by the FAO-OIE GF-TADs PPR Working Group.

116. Regarding the global governance of the implementation of the Global Strategy, Dr Vallat announced that a Secretary would be nominated by the end of the year. That person would be under the authority of both the OIE and the FAO and will be reporting to the GF-TADs Global Steering Committee made of members of the OIE Regional Commissions and representative from donor agencies and regional organisations, among others.
117. Responding to a query from the SAARC Secretariat, Dr Sherman explained that arrangements for various sub-regional meetings are currently in progress and are strategically being anchored on existing meetings that are already scheduled and funded. While this has been set for some regions, the Middle East, Central Asia, and South Asia, opportunities are still being explored and the meetings are yet to be arranged.
118. Referring to the global research and expertise network referred to by Dr Sherman, a representative of China asked whether this network would be for PPR only or for other diseases as well. Dr Sherman said that this question may have to be referred to other persons who are more involved in its design and implementation.
119. A representative of Thailand asked clarifications regarding the reference made to the suitable level of advancement of PVS Tool Critical Competencies in the PPR stage ranking process and wondered if this would be applied by the OIE for official disease status recognition. Dr Sherman clarified that, although reaching high level of compliance with OIE Standards provides the enabling environments for disease control and eradication, this was not an absolute requirement.
120. Dr Bernard Vallat made it clear that without strong Veterinary Service, global eradication of PPR or any other disease would be difficult. He underscored that references to the PVS Evaluation in the Global PPR Strategy were included to encourage donors, investing in PPR eradication, to also consider supporting the strengthening of Veterinary Services. The compliance is not compulsory for PPR control recognition because PVS Pathway is voluntary. This approach, in addition to parallel control of other diseases during PPR control campaigns, provides a better cost-benefit ratio.
121. Lastly, a representative of Thailand asked whether South-East Asia was involved in the PPR control and eradication activities, despite the fact this disease of not of great concern for this sub-region.
122. Dr Bernard Vallat reiterated that the OIE World Assembly of Delegates already granted official recognition of PPR free status to many OIE Member Countries, including from South-East Asia. He finally concluded the discussion by indicating that the OIE was working on consolidating funds, through the OIE World Animal Health and Welfare Fund, for the global control and eradication of PPR.

## **WEDNESDAY 16 SEPTEMBER 2015**

---

### **Technical Item II “How can we progress the cooperation between animal health sector and public health sector?”**

123. The Session Chairperson, Dr Keshav Prasad Premy, Delegate of Nepal, invited Dr Thanawat Tiensin, Head of International Livestock Trade and Regulations Group at the Division of International Livestock Cooperation of the Department of Livestock Development of Thailand, to present Technical Item II entitled “How can we progress the cooperation between animal health sector and public health sector?”

124. Dr Tiensin started by reminding that global public health is a responsibility shared by both the animal and human health authorities. He indicated that the concept of multi-sectoral or multi-ministerial approaches for public sector governance is an essential element through which a country acquires the authority to provide and manage public goods and services.
125. He then reminded participants that the World Health Organization (WHO) Member States had adopted the International Health Regulations (IHR 2005), designed to prevent, protect, control, and respond to the international spread of disease as well as to avoid unnecessary interruptions to transport and trade. For its part, the OIE had developed the Performance of Veterinary Services (PVS) Pathway, a global programme for the sustainable improvement of the quality of Veterinary Services' compliance with international standards in order to improve animal health and reduce production losses, two factors contributing both directly and indirectly to food security and to safeguarding human health and economic resources.
126. Dr Tiensin provided details of the WHO IHR Monitoring Framework (IHRMF) and the OIE PVS Pathway, reviewed and evaluated frameworks and tools of the IHRMF and the OIE PVS Pathway designed to assess the capacities and competencies of the human and animal health sectors, and identified practical next steps and activities for a joint national, regional and global roadmap to strengthen collaboration and coordination between the animal and public health sectors.
127. He mentioned that coordination and collaboration between the Veterinary Services, the Public Health Services, and other relevant authorities constituted a key component of good veterinary and public health governance. He considered them absolutely crucial for effective action and optimal management of available human and material resources.
128. He finally concluded by stating that coordinating the effective implementation of these standards at the national, regional and global level with efficient cooperation between the Veterinary Services and the Public Health Services was one of the most critical factors for controlling health hazards nationally and worldwide.

### **Discussion**

129. A representative of Japan commented that antimicrobial resistance needed to be addressed by both animal and human health sectors. Having said that, she referred to the Japanese experience in this issue and indicated that the most important action from Veterinary Services should be to collect information on the amount of antibiotics being used in livestock sector as well as to monitor the incidence of antimicrobial resistance. The monitoring of the incidence of antimicrobial resistance had been performed by Japan in the animal and human health sectors since 2000. She then said that, previously, the results of the monitoring were not shared between the Ministry of Health and the Ministry of Agriculture but recently, Japan started to share the monitoring data between both Ministries. She also commented that Japan was planning to analyse, in a near future, the relation between antimicrobial resistance in livestock and antimicrobial resistance in humans. She concluded by mentioning that Japan was open to share such information. She also encouraged Delegates to share their experiences related to animal health and public health sector as well.
130. The representative of Indonesia shared information regarding cooperation between Animal Health Services and Public Health Services including zoonoses control in his country. He mentioned that Indonesia endorsed a presidential decree concerning zoonoses as well as the establishment of a zoonoses control committee. As such, this encourages greater communication between the two sectors. He then agreed with the OIE strategy for the control of zoonoses. He also agreed that OIE and WHO should work together in supporting countries to comply with both OIE and WHO standards.

131. Referring to the One Health concept, a representative of China noted that, although the One Health concept was accepted and understood by the Veterinary Services in his country, the human health sector were not at the same level of understanding. He then added that, in his country, human doctors as well as the society in general did not give Veterinary Services the importance they deserved. He then noted that China had a lot of public health and food safety crises (e.g. melamine) and that Veterinary Services had the mechanism with a multi-disciplinary approach to solve those problems. However, communication and public awareness in order to change the social prejudice and bias towards the veterinary sector was still needed.
132. Dr Tiensin replied by mentioning that gaining respect for the Veterinary Services in Thailand took a long time. He noted that they became confident in the knowledge they could share to safeguard human and animal health. Finally, he noted with satisfaction that, after long efforts, there was now a great respect between the two sectors and the representation of both sectors was equal in each issues needing the intervention of both and this, up to village level.
133. Dr Bernard Vallat empathised with the remark of the representative of China and commented that, in fact, when the government of China asked the World Health Organization (WHO) to send a mission during the H7N9 Avian Influenza outbreak, WHO asked the OIE to send a veterinary expert within the WHO team; however, the Chinese Ministry of Health did not agree with the WHO proposal. Having said that, Dr Vallat highlighted that Veterinary Services must work on gaining more respect from the public health sector. He then encouraged participants to use OIE communication material available in advocating for this collaboration. He also highlighted that it was of paramount importance to demonstrate the importance of the Veterinary Services activities to gain respect and establish cooperation with the public health sector. Dr Vallat reiterated the support of the OIE to its Member Countries in this process.
134. He also highlighted the importance of the quality of veterinary education in order to guarantee the excellence of the profession.
135. In relation to antimicrobial resistance, Dr Vallat commented on the Global Action Plan adopted this year by the WHO member countries on antimicrobial resistance. He mentioned that the animal component of this plan was made in complete cooperation with the OIE. He noted that WHO recognised and respected the involvement of the OIE in that process. He then said that, based on a resolution of the 2015 General Session of the World Assembly of Delegates, the OIE was working to collect information on the use of antimicrobial agents in animals from its Member Countries through a global questionnaire. While recognising this would represent a difficult task, Dr Vallat stressed on the importance for the OIE to take the lead on this before another human health organisation do so. Dr Vallat considered that it was much better to involve veterinarians in this process and to encourage everyone to provide the information when requested as to prevent issues such as the banning the privilege veterinarians had to prescribe veterinary drugs. He concluded by emphasising that Veterinary Services were the solution and not the problem in antimicrobial resistance in animals.
136. The Delegate of New Zealand described the situation of his country where the control of the whole food chain - animal health and food safety - is under the responsibility of one ministry. This allowed better management of cross-cutting issues, but efforts had to be made to avoid perception of conflict of interest and so it remained a high priority to coordinate with public health services, particularly during food safety events and investigations involving zoonotic diseases. Regarding notification, while being confident that Veterinary Authorities knew the requirements for notifying animal disease to the OIE, he wondered if Veterinary Authorities were well aware of requirements of notification of food safety events through INFOSAN. He asked clarification to the speaker of the Technical Item regarding if the information on reporting food safety events to INFOSAN was included in the workshops that were conducted in Thailand.

137. Dr Tiensin confirmed that such information was indeed included and INFOSAN was promoted as a platform for public health and veterinary authorities to notify food borne diseases. However, he considered that so far most veterinarians were still unfamiliar with INFOSAN.
138. In responding to the Delegate of New Zealand, Dr Vallat mentioned that results were always better when the number of ministries involved in controlling the food chain was minimised. He considered that the solution could be the establishment of a national committee involving all stakeholders in order to minimise potential conflicts of interest and to ensure full transparency in all control procedures.
139. A representative of the Swiss Development Agency commented that the Veterinary Services of Mongolia had an active participation in the control of zoonotic diseases (e.g. brucellosis). However, more work was needed to reach village level. In this regards, she requested Dr Tiensin if he could share information on how Thailand was able to work so effectively at the village level.
140. Dr Tiensin first acknowledged that brucellosis was a great concern in Mongolia and that such situation had to be first recognised by both animal and human sectors at national level. He then indicated that in Thailand, community animal health workers and human health workers on a voluntary basis had been used for 30 years and had been essential in reaching village level (i.e. basic disease surveillance). It was possible thanks to parallel trainings of volunteers in both sectors on basic recognition of the disease.
141. The Conference Chairperson complemented an earlier remark indicating that Mongolia also had an inter-sectoral committee involving representatives from the ministries of agriculture, public health and environment. They have also created a One Health Center supported by WHO to support field human epidemiology. This program will also train two veterinarians per year.
142. The Delegate of Nepal mentioned that the Veterinary Services of his country had a draft policy to support collaborations and activities related to One Health that still had to be approved by the Government. Nepal also has a One Health committee throughout the country.
143. The Conference Chairperson concluded by emphasising that the discussions had clearly illustrated it was the right moment for Veterinary Services to work together with its partners in human health.

**Analysis of the Animal Health Situation of Member Countries in the region  
during the first semester of 2015**

144. The Session Chairperson, Dr Siang Thai Chew, Delegate of Singapore, invited Dr Paula Cáceres, Head of the OIE World Animal Health Information and Analysis Department, to present the animal health situation of Member Countries in the region during the first semester of 2015.
145. This report is based on information obtained from six-monthly and annual reports as well as from immediate notifications and follow-up reports submitted to the OIE by Members of the Regional Commission for Asia, the Far East and Oceania up to 24 August 2015. Special attention is given to the 2014 and 2015 reporting period.

146. The report begins by presenting the exceptional events notified by Members of the Regional Commission between 1 January 2014 and 24 August 2015. The report then reviews the animal health situation in Asia, the Far East and Oceania regarding some specific diseases notified during this period: infection with rabies virus, infection with peste des petits ruminants virus, infection with avian influenza viruses and infection with classical swine fever virus. This is followed by a section focusing on information related to aquatic animal diseases.
147. The report concludes with an evaluation of communication issues between Members of the Regional Commission and the OIE World Animal Health Information and Analysis Department (WAHIAD) and recent improvements in 2014 and 2015.
148. The United States of America is a Member of the OIE Regional Commission for Asia, the Far East and Oceania. However, for this country, this report will focus only on the animal health situation in the State of Hawaii, located in Oceania. The situation in the other States is routinely presented during Conferences of the OIE Regional Commission for the Americas.

**1. Exceptional events notified by Members of the Regional Commission for Asia, the Far East and Oceania in 2014 and 2015 (up to and including 24 August 2015)**

149. Figure 1 shows the exceptional events notified to the OIE by Members of the OIE Regional Commission for Asia, the Far East and Oceania between 1 January 2014 and 24 August 2015. During this period, the highest number of notifications was for infection with avian influenza viruses of high pathogenicity (with 38 notifications from 14 Members<sup>1</sup>), foot and mouth disease (with 12 notifications from six Members<sup>2</sup>), infection with classical swine fever virus (with five notifications from two Members<sup>3</sup>) and infection with avian influenza viruses of low pathogenicity in domestic birds (with five notifications from three Members<sup>4</sup>).
150. It should be highlighted that these diseases were the same as the ones most reported between January 2012 and October 2013, as presented during the 28th Conference of the Regional Commission in 2013. It shows that these have consistently been priority diseases in the Region for several years.

---

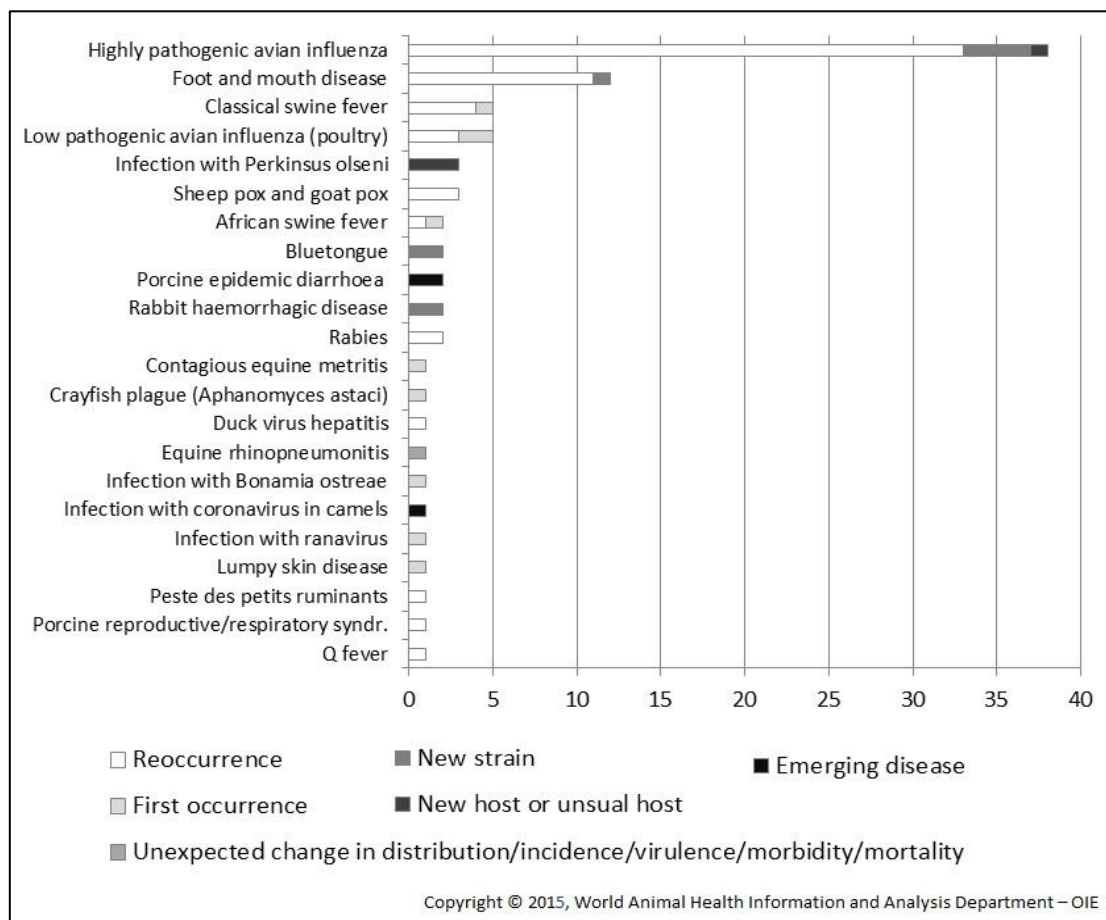
<sup>1</sup> Bhutan, Cambodia, China (People's Rep. of), Chinese Taipei, India, Iran, Japan, Korea (Dem. Rep. of), Korea (Rep. of), Laos, Myanmar, Nepal, Russia and Vietnam

<sup>2</sup> China (People's Rep. of), Chinese Taipei, Korea (Dem. Rep. of), Korea (Rep. of), Mongolia and Russia

<sup>3</sup> Mongolia and Russia

<sup>4</sup> Chinese Taipei, Laos and Vietnam

**Figure 1: Immediate notifications received from Members of the Regional Commission for Asia, the Far East and Oceania in 2014 and 2015, by disease (up to and including 24 August 2015)**

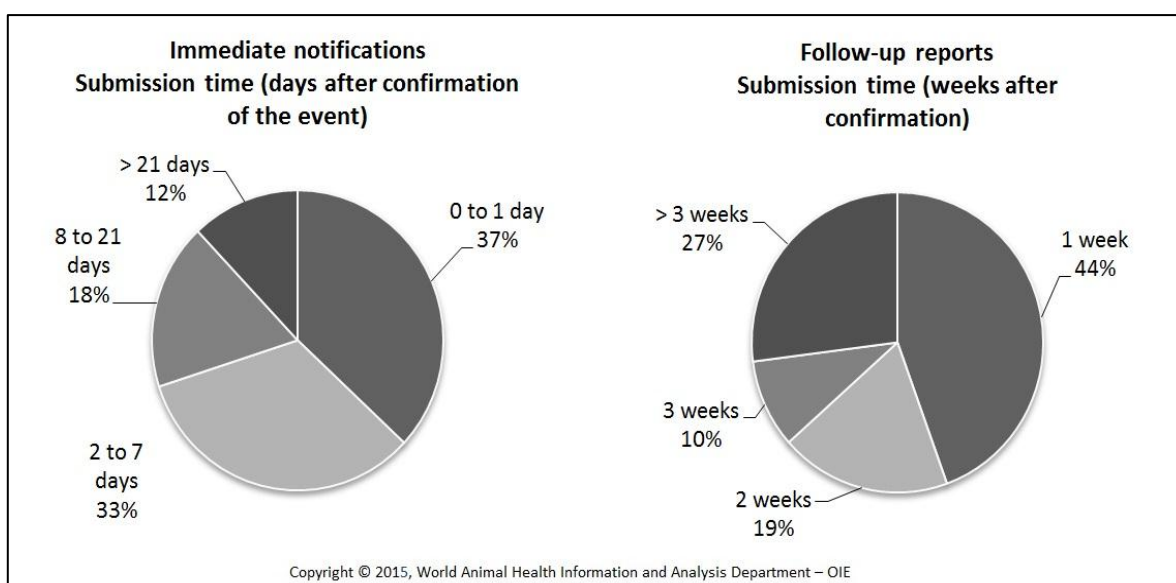


151. Furthermore, 14 other diseases of terrestrial animals were notified through immediate notifications during this period. Among these diseases, infection with coronavirus in camels and porcine epidemic diarrhoea were notified as emerging diseases.
152. A variant strain of porcine epidemic diarrhoea associated with outbreaks of diarrhoea with high morbidity and high mortality in suckling piglets had emerged in Japan in October 2013 and Chinese Taipei in January 2014. As indicated by these Members in their immediate notifications, analyses of the genomic sequences of the viruses showed that the strains in Japan and Chinese Taipei were most closely related to strains isolated from the United States of America and China (People's Rep. of) in 2013. The situation was reported stable in Japan in May 2014, while the event in Chinese Taipei was declared resolved in August 2014.
153. Another emerging disease was reported by Iran during this period. Infection with coronavirus potentially related to the human Middle East respiratory syndrome (MERS) occurred in illegally imported camels in October 2014. Three outbreaks were reported and the event was resolved in July 2015.
154. Four diseases of aquatic animals were also notified through immediate notifications during this period, namely infection with *Perkinsus olsenii* (with three notifications from Australia and New Zealand), crayfish plague (*Aphanomyces astaci*) (with one notification from Chinese Taipei), infection with *Bonamia ostreae* (with one notification from New Zealand) and infection with ranavirus (with one notification from Chinese Taipei).



155. Short notification times are essential to allow other countries to conduct appropriate risk assessments and to take any necessary preventive actions to avoid the spread of pathogens. Therefore, the OIE *Terrestrial Animal Health Code (Terrestrial Code)* and the *Aquatic Animal Health Code (Aquatic Code)* each stipulate in Chapter 1.1. that, in accordance with relevant provisions in the disease-specific chapters, immediate notifications for OIE-listed diseases should be submitted to the OIE within 24 hours of their confirmation. Moreover, follow-up reports should be submitted on a weekly basis.
156. As of 24 August 2015, 84 immediate notifications and 422 follow-up reports had been submitted by Members of the Regional Commission for OIE-listed diseases for 2014 and 2015. Figure 2 shows the distribution of submission times for both types of reports during this period.

**Figure 2: Distribution of submission times of immediate notifications and follow-up reports submitted by Members of the Regional Commission for Asia, the Far East and Oceania, for OIE-listed diseases between 1 January 2014 and 24 August 2015**



157. The left panel of Figure 2 shows that 37% of immediate notifications for OIE-listed diseases were submitted to the OIE within 24 hours after the event, 33% within two to seven days, 18% within eight to 21 days and 12% more than 21 days after the confirmation of the event. The right panel of Figure 2 shows that 44% of follow-up reports were submitted to the OIE within one week after the previous report, as stated in the *Codes*. Nineteen percent were submitted within two weeks, 10% within three weeks and 27% more than three weeks after the immediate notification.
158. Very long delays were sometimes observed for submission times of both immediate notifications and follow-up reports, and the countries concerned are urged to make greater efforts at the national level to submit these reports on time, so that other countries can take the necessary preventive actions and measures. Considerable efforts have been made by the WAHIAD since January 2014 to encourage countries to provide their follow-up reports for exceptional events in a more timely manner and reminders have been sent to countries more regularly and frequently to raise awareness of the need to provide information on a regular basis.

## **2. Situation relating to reporting of selected OIE-Listed diseases**

159. This section provides an update on some selected diseases that have occurred in the Region since the previous Conference in November 2013. Information on animal health status for the diseases selected is derived from the reports submitted to the OIE and covers the 36 Members of the Regional Commission.
160. Regarding six-monthly reports for terrestrial animal diseases, and as of 24 August 2015, 89% (32/36) of Members of the Regional Commission<sup>5</sup> had submitted both six-monthly reports for 2014, whereas one Member, Micronesia (Fed States of), had submitted only the first six-monthly report for 2014. Indonesia had submitted only the second six-monthly report for 2014. Regarding 2015, 31%<sup>6</sup> (11/36) of Members had submitted the six-monthly report for the first semester.
161. Laos has not submitted any report since 2012. Timor Leste, which acceded to the OIE in November 2010, has never submitted any report to the OIE. These Members and the others with outstanding reports for 2014 and 2015 are encouraged to submit their reports as soon as possible so that their animal health information can be updated.

### **2.1 Infection with rabies virus**

162. Sixty-two percent (21<sup>7</sup>/34) of reporting Members of the Regional Commission notified the presence or the suspicion of rabies between 1 January 2014 and 24 August 2015. Rabies was endemic in many countries of the Region. Fifteen percent (5<sup>8</sup>/34) of reporting Members notified rabies absent and 24% (8<sup>9</sup>/34), mainly islands, indicated that rabies had never been reported. Concerning rabies, the Region can be divided into two parts: Asia, where rabies has been a major concern for many years, and Oceania, where rabies has been absent for many years or has never been reported.
163. In addition to the information provided through six-monthly reports, Chinese Taipei notified through an immediate notification a reoccurrence of rabies in Pingtung County (south of Chinese Taipei) which occurred in December 2014. This was the first rabies case in a Formosan gem-faced civet (*Paguma larvata taiwana*) detected by a surveillance programme in Chinese Taipei and the event was resolved the same month after the animal died. Chinese Taipei has been free of rabies in dogs since 1959, but the detection of rabies in wildlife (Chinese ferret-badger) in 2013 raised concerns of a possible spillover to domestic animals.
164. Moreover, Malaysia notified the reoccurrence on rabies in July 2015 in the zone of Perlis (close to the border with Thailand). The disease had been absent in the country since 1999 and the source of re-introduction was unknown. One dog died from the disease and, as of 24 August 2015, the event was still continuing.
165. Figure 3 shows the distribution of infection with rabies virus in Asia, the Far East and Oceania between 1 January 2014 and 24 August 2015.

---

<sup>5</sup> Afghanistan, Australia, Bangladesh, Bhutan, Brunei, Cambodia, China (People's Rep. of), Chinese Taipei, Fiji, India, Iran, Iraq, Japan, Korea (Rep. of), Korea (Dem. People's Rep. of), Malaysia, Maldives, Mongolia, Myanmar, Nepal, New Caledonia, New Zealand, Pakistan, Papua New Guinea, Philippines, Russia, Singapore, Sri Lanka, Thailand, United States of America, Vanuatu and Vietnam

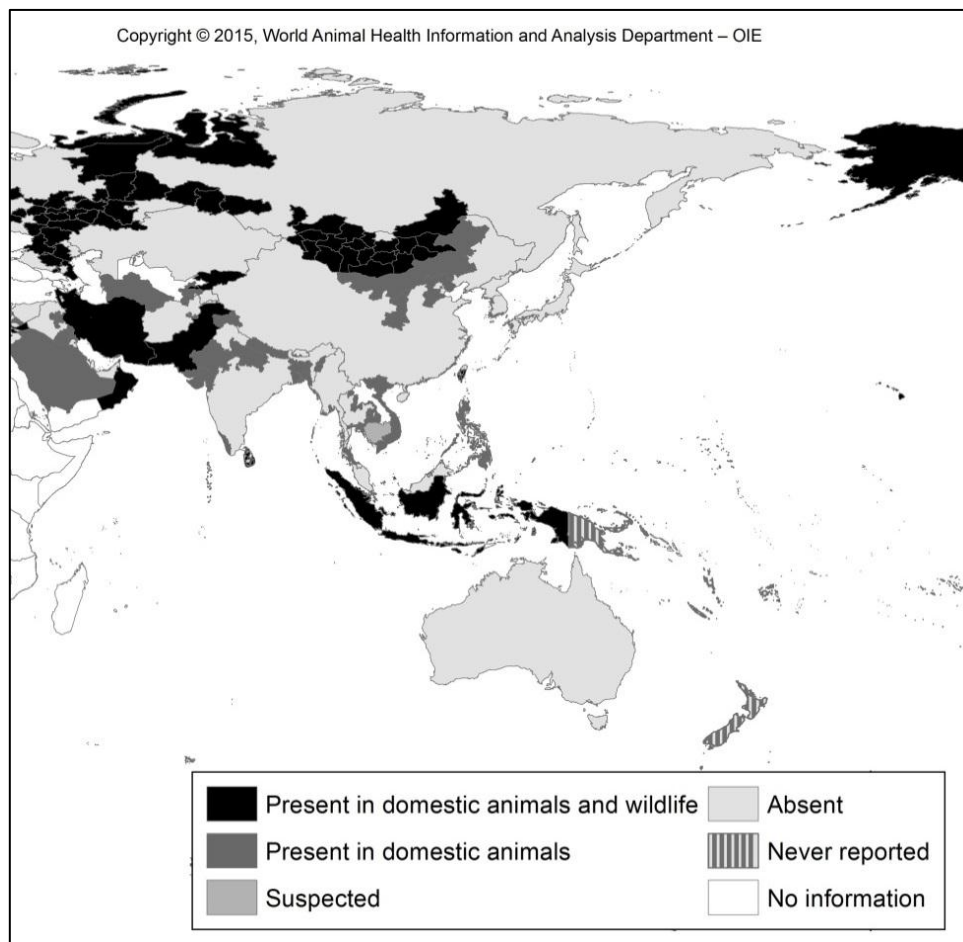
<sup>6</sup> Australia, Brunei, Cambodia, China (People's Rep. of), Iraq, Maldives, Micronesia (Fed States of), New Caledonia, New Zealand, Thailand and Vietnam

<sup>7</sup> Afghanistan, Bangladesh, Bhutan, Cambodia, China (People's Rep. of), Chinese Taipei, India, Indonesia, Iran, Iraq, Malaysia, Mongolia, Myanmar, Nepal, Pakistan, Philippines, Russia, Sri Lanka, Thailand, United States of America (whole country including Hawaii) and Vietnam

<sup>8</sup> Australia, Japan, Korea (Rep. of), Korea (Dem. Rep. of) and Singapore

<sup>9</sup> Brunei, Fiji, Maldives, Micronesia (Fed. States of), New Caledonia, New Zealand, Papua New Guinea and Vanuatu

**Figure 3: Distribution of infection with rabies virus in Asia, the Far East and Oceania between 1 January 2014 and 24 August 2015**

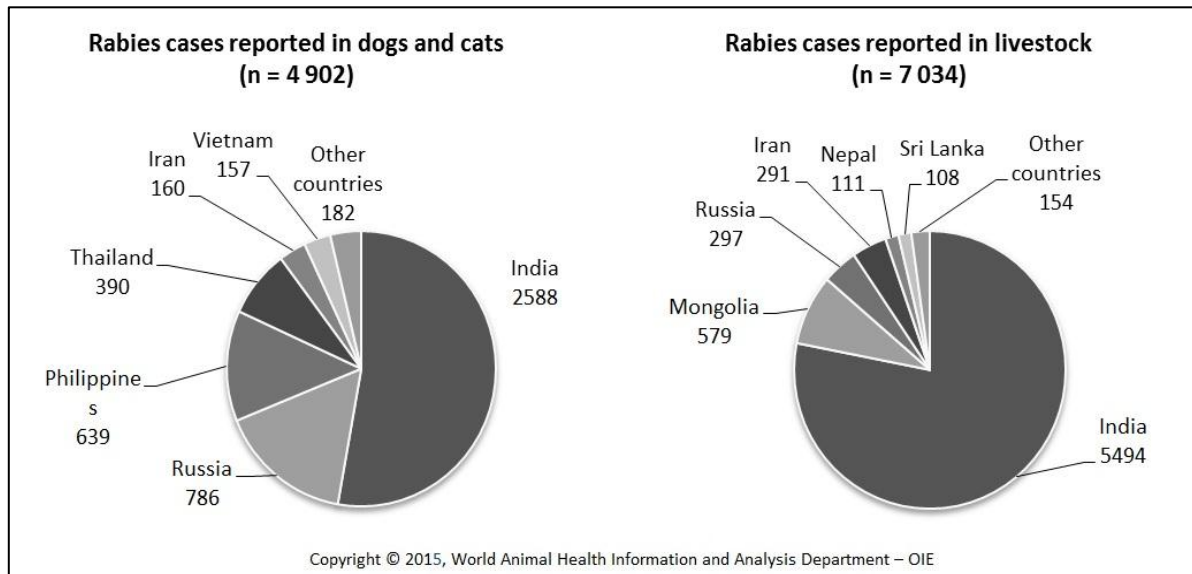


166. Between 1 January 2014 and 24 August 2015, 59% (20/34) of reporting Members<sup>10</sup> of the Regional Commission notified rabies present in domestic animals. Among them, only 15<sup>11</sup> provided the number of cases for domestic species. In total, 4 902 cases were reported in dogs and cats and 7 034 cases were reported in livestock. India reported the highest number of cases in each of these categories. Figure 4 shows the number of cases reported by Members of the Regional Commission in domestic animals for 2014 and 2015, as of 24 August 2015.

<sup>10</sup> Afghanistan, Bangladesh, Bhutan, China (People's Rep. of), Chinese Taipei, India, Indonesia, Iran, Iraq, Malaysia, Mongolia, Myanmar, Nepal, Pakistan, Philippines, Russia, Sri Lanka, Thailand, United States of America (whole country including Hawaii) and Vietnam

<sup>11</sup> Afghanistan, Bhutan, China (People's Rep. of), India, Iran, Iraq, Malaysia, Mongolia, Myanmar, Nepal, Philippines, Russia, Sri Lanka, Thailand and Vietnam

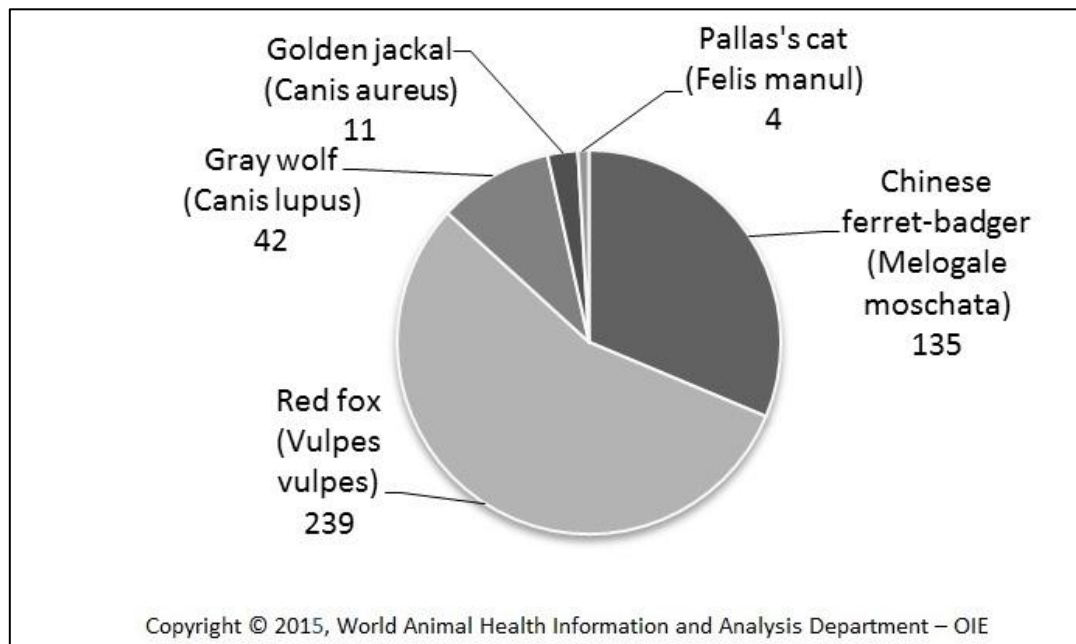
**Figure 4: Number of rabies cases reported by Members of the Regional Commission for Asia, the Far East and Oceania in domestic animals for 2014 and 2015, as of 24 August 2015**



167. Although dogs are the main source of human rabies virus infections and the main reservoir in endemic regions, wildlife can also play the role of reservoir. Between 1 January 2014 and 24 August 2015, only 24% (8/34) of reporting Members<sup>12</sup> of the Regional Commission notified rabies present in wildlife. Among them, only Chinese Taipei, Iran and Mongolia provided the number of cases in wildlife. In total, 431 cases were reported in five species. Some other rabies endemic countries might not have been able to properly detect and report the disease in wildlife. Figure 5 shows the number of cases reported by Members of the Regional Commission in wildlife, by species, for 2014 and 2015, as of 24 August 2015. All the cases in Chinese ferret-badger (*Melogale moschata*) were reported by Chinese Taipei, 228 of the cases in red fox (*Vulpes vulpes*) were reported by Mongolia, cases in grey wolf (*Canis lupus*) were reported by Iran and Mongolia, all the cases in golden jackal (*Canis aureus*) were reported by Iran and the four cases in Pallas's cat (*Felis manul*) were reported by Mongolia.

<sup>12</sup> Chinese Taipei, Indonesia, Iran, Mongolia, Pakistan, Russia, Sri Lanka, and United States of America

**Figure 5: Number of rabies cases reported by Members of the Regional Commission for Asia, the Far East and Oceania in wildlife, by species, for 2014 and 2015, as of 24 August 2015 (n = 431)**



168. This low number of countries providing data for cases in wildlife is likely to be due to a lack of surveillance targeted at these populations.
169. Table 1 shows the surveillance and control measures reported by Members of the Regional Commission for Asia, the Far East and Oceania in domestic animals and wildlife in 2014 and for the first semester 2015. As of 24 August 2015, 94% (32/34) of reporting Members of the Regional Commission had notified the implementation of surveillance in dogs in 2014 or first semester 2015. It is important to note that almost all Members applied surveillance measures in dogs, independently of the occurrence (i.e. presence or absence) of the disease in domestic animals. Moreover 85% (17/20) of Members reporting the presence of rabies in domestic animals also applied official vaccination of dogs, which is the preferred method of controlling and eliminating rabies worldwide. Mass vaccination, along with the effective control of dog populations, has been used successfully in industrialised countries to control this disease. A lower success rate in developing countries is due to a number of factors, including vaccination campaigns that do not cover a sufficient number of animals or reach all communities.
170. Among the eight countries having reported rabies present in wildlife in 2014, only three (38%) reported the implementation of surveillance in these species. None of them reported control of wildlife reservoirs and only two (25%) reported official vaccination in wildlife. Among the 17 countries having notified rabies absent or never reported in wildlife, 14 (82%) reported the implementation of surveillance in wildlife.
171. This shows that countries where rabies has been reported present have been targeting their control efforts mainly at domestic animals, while wildlife may have been neglected to some extent.

**Table 1: Surveillance and control measures reported by Members of the Regional Commission for Asia, the Far East and Oceania in domestic animals and wildlife in 2014 or first semester 2015, as of 24 August 2015**

Country	Rabies in domestic animals (2014/2015)	Surveillance in dogs	Official vaccination in dogs and cats	Rabies in wildlife (2014/2015)	Surveillance in wildlife	Control of wildlife reservoir	Official vaccination in wildlife
Australia	Absent	Yes	No	Absent	Yes	No	No
Japan	Absent	Yes	Yes	Absent	No	Yes	No
Korea (Rep. of)	Absent	Yes	Yes	Absent	Yes	No	Yes
Singapore	Absent	Yes	No	Absent	Yes	No	No
Korea (Dem. People's Rep. of)	Absent	Yes	Yes	...	...	...	...
Brunei	0000	Yes	No	0000	Yes	No	No
Fiji	0000	Yes	No	0000	Yes	No	No
Maldives	0000	Yes	No	0000	Yes	No	No
Micronesia (Fed. States of)	0000	Yes	No	0000	No	No	No
New Caledonia	0000	Yes	No	0000	Yes	No	No
New Zealand	0000	Yes	No	0000	Yes	No	No
Papua New Guinea	0000	Yes	No	0000	Yes	No	No
Vanuatu	0000	Yes	No	0000	Yes	No	No
Bhutan	Present	Yes	No	Absent	Yes	No	No
Iraq	Present	Yes	Yes	Absent	Yes	No	No
Malaysia	Present	No	No	Absent	No	No	No
Thailand	Present	Yes	Yes	Absent	Yes	No	No
Vietnam	Present	Yes	Yes	Absent	Yes	No	No
Afghanistan	Present	Yes	Yes	...	...	...	...
Bangladesh	Present	Yes	Yes	...	...	Yes	...
China (People's Rep. of)	Present	Yes	Yes	...	...	Yes	...
India	Present	Yes	Yes	...	...	...	...
Myanmar	Present	Yes	Yes	...	...	...	...
Nepal	Present	Yes	No	...	...	...	...
Philippines	Present	Yes	Yes	...	...	...	...
Chinese Taipei	Present	Yes	Yes	Present	Yes	No	No
Indonesia	Present	Yes	Yes	Present	No	No	No
Iran	Present	Yes	Yes	Present	No	No	No
Mongolia	Present	Yes	Yes	Present	No	No	No
Pakistan	Present	Yes	Yes	Present	No	No	No
Russia	Present	Yes	Yes	Present	Yes	No	Yes
Sri Lanka	Present	Yes	Yes	Present	No	No	No
United States of America (whole country)	Present	Yes	Yes	Present	Yes	No	Yes
Cambodia	Suspected	No	No	Suspected	No	No	No

0000: Never reported

...: No information

172. Rabies control programmes are a major challenge for many countries. The results of a study presented at the Global Conference on rabies control in 2011 showed that investment in rabies control in the animal sector was associated with concomitant reductions in human rabies and expenditure by the public health sector<sup>13</sup>.

<sup>13</sup> Global Conference on rabies control, Towards sustainable prevention at the source, Incheon (Republic of Korea), 7-9 September 2011, Hampson et al., Reassessment of the socio-economic global burden of rabies: human and animal cost of global rabies, <http://www.oie.int/doc/ged/D11789.PDF>

173. Concerning human rabies cases, Asia, together with Africa, contributes to the highest share of the global rabies burden, due to among others, insufficient availability of the means to create an effective immune buffer and protective barrier between the animal source of the disease and potential human victims<sup>14</sup>. Thousands of cases and deaths are reported annually, but the official figures are believed to be gross underestimates<sup>15</sup>. Table 2 shows rabies occurrence and cases in humans, as reported to the OIE by Members of the Regional Commission through annual reports. Among the 21 Members having reported rabies present or suspected in animals in 2014 or 2015, four did not provide information for rabies in humans in their last submitted annual report, three reported rabies absent in humans, four reported rabies present in humans but with the number of cases unknown and 10 reported rabies present in humans with numbers of cases ranging from one (United States of America, whole country) to 1425 (China, People's Rep. of).

**Table 2: Rabies occurrence and cases in humans, as reported to the OIE by Members of the Regional Commission for Asia, the Far East and Oceania through annual reports, as of 24 August 2015**

Countries (year of latest annual report submitted to the OIE)	Rabies in animals (2014/2015)	Rabies in humans (annual number of cases)
Bangladesh (2014)	Present	Present (97)
China (People's Rep. of) (2012)	Present	Present (1425)
Iran (2014)	Present	Present (4)
Iraq (2014)	Present	Present (16)
Myanmar (2014)	Present	Present (126)
Russia (2014)	Present	Present (3)
Sri Lanka (2014)	Present	Present (20)
Thailand (2014)	Present	Present (6)
United States of America (whole country) (2014)	Present	Present (1)
Vietnam (2014)	Present	Present (66)
Bhutan (2014), India (2014), Nepal (2014) and Pakistan (2014)	Present	Disease present, number of cases unknown
Chinese Taipei (2014), Malaysia (2012) and Mongolia (2014)	Present	Absent
Afghanistan (2014), Indonesia (2014), Philippines (2014)	Present	No information
Cambodia (2014)	Suspected	No information
Australia (2014), Japan (2014), Korea (Dem. People's Rep. of) (2011)	Absent	Absent
Brunei (2014), Fiji (2014), Micronesia (Fed. States of) (2013), New Caledonia (2014) and New Zealand (2014)	Never reported	Absent
Korea (Rep. of) (2014) and Singapore (2014)	Absent	No information
Maldives (2014), Papua New Guinea (2014) and Vanuatu (2012)	Never reported	No information
Laos (2012) and Timor Leste (no annual report submitted)	No information	No information

174. The cost of vaccinating dogs remains minimal compared to the actual cost of emergency post-exposure treatments for people who have been bitten. It is estimated that about 10% of the overall cost of these treatments would be sufficient to considerably reduce or even eliminate canine mediated human rabies<sup>16</sup>.

<sup>14</sup> Global Conference on rabies control, Towards sustainable prevention at the source, Incheon (Republic of Korea), 7-9 September 2011, Introduction, Abstract book, <http://www.oie.int/doc/ged/D11789.PDF>

<sup>15</sup> Ashley C. Banyarda et al., Control and prevention of canine rabies: The need for building laboratory-based surveillance capacity, *Antiviral Res.* 2013 Jun; 98(3):357-364. doi: 10.1016/j.antiviral.2013.04.004. Epub 2013 Apr 17., <http://www.sciencedirect.com/science/article/pii/S0166354213000909>

<sup>16</sup> OIE, Frequently Asked Questions on rabies, Last update: September 2014, [http://www.oie.int/fileadmin/Home/fr/Animal\\_Health\\_in\\_the\\_World/docs/pdf/Portail\\_Rage/QA\\_Rage\\_EN.pdf](http://www.oie.int/fileadmin/Home/fr/Animal_Health_in_the_World/docs/pdf/Portail_Rage/QA_Rage_EN.pdf)

175. Since World Rabies Day 2012, the OIE has delivered 6.86 million doses of rabies vaccine for dogs to beneficiary countries through the OIE Regional Vaccine Bank for Rabies in Asia. This Regional Vaccine Bank has received support from the European Union's regional cooperation programme on Highly Pathogenic and Emerging and Re-emerging Diseases in Asia (HPED), Australia's "Stop Transboundary Animal Diseases and Zoonoses" STANDZ Initiative, France's Ministry of Foreign Affairs, and the Swiss Tropical and Public Health Institute. It is managed by the OIE Sub-Regional Representation for South-East Asia and the OIE Regional Representation for Asia and the Pacific, with the permanent support of the OIE Headquarters. The vaccine bank features a rolling stock of vaccines provided by a supplier selected through an OIE International Call for Tender. At the official request of National Veterinary Services, eligible countries that may not have sufficient access to high-quality vaccines for dogs are provided with rabies vaccines to immunise their dog populations under agreed national vaccination strategies. Countries and organisations are also able to purchase vaccines directly through the OIE Regional Rabies Vaccine Bank. In fact, the World Health Organization is now processing all of its orders through the OIE Regional Rabies Vaccine Bank (7.85 million doses of rabies vaccines ordered to date).
176. Moreover, the OIE encourages Members to put their efforts into surveillance programmes, both for domestic animals and for wildlife, and to combat underreporting. To help ensure that Members develop their surveillance networks in wildlife, the OIE encourages Delegates to nominate National Focal Points for Wildlife. The WAHIAD promotes collaboration between these National Focal Points and the Focal Points for Animal Disease Notification to the OIE, for the completion and submission of six-monthly reports and annual reports for wildlife, in order to improve the notification process to the OIE with regard to wildlife.

## **2.2 Infection with peste des petits ruminants virus**

177. Peste de petits ruminants (PPR) is one of the priority diseases indicated in the FAO<sup>17</sup>-OIE Global Framework for the Progressive Control of Transboundary Animal Diseases (GF-TADs). The Global Strategy for the eradication of PPR by 2030 was adopted in March 2015<sup>18</sup> in the Abidjan Ministerial Conference.
178. The Global Strategy identified as its first objective a better understanding of the presence/distribution of the disease. Considering this, the aim of the present analysis was to describe the temporal and spatial dynamics of PPR in Asia, following the recent spread of the disease from South-West Asia to Eastern Asia, in order to understand if the present epidemiological situation will pose a threat to the eradication of the disease by 2030.
179. To better understand the epidemiological situation of the disease in Asia, a comparison with the PPR global situation is presented. PPR occurs in most African countries from North Africa to Tanzania, and in nearly all Middle Eastern countries up to Turkey. Since 2005, the presence or suspicion of PPR has been notified to the OIE by 60 Members, mostly in sheep and goats. The percentage of reporting countries affected by the disease has gradually increased during the last 10 years from 18% to 25% (2005–2014 data updated as of 24 August 2015). The global distribution of the disease since 2005 is presented in Figure 6. The map shows that the disease has been present for many years in Central African countries, the Middle East and South-West Asia.

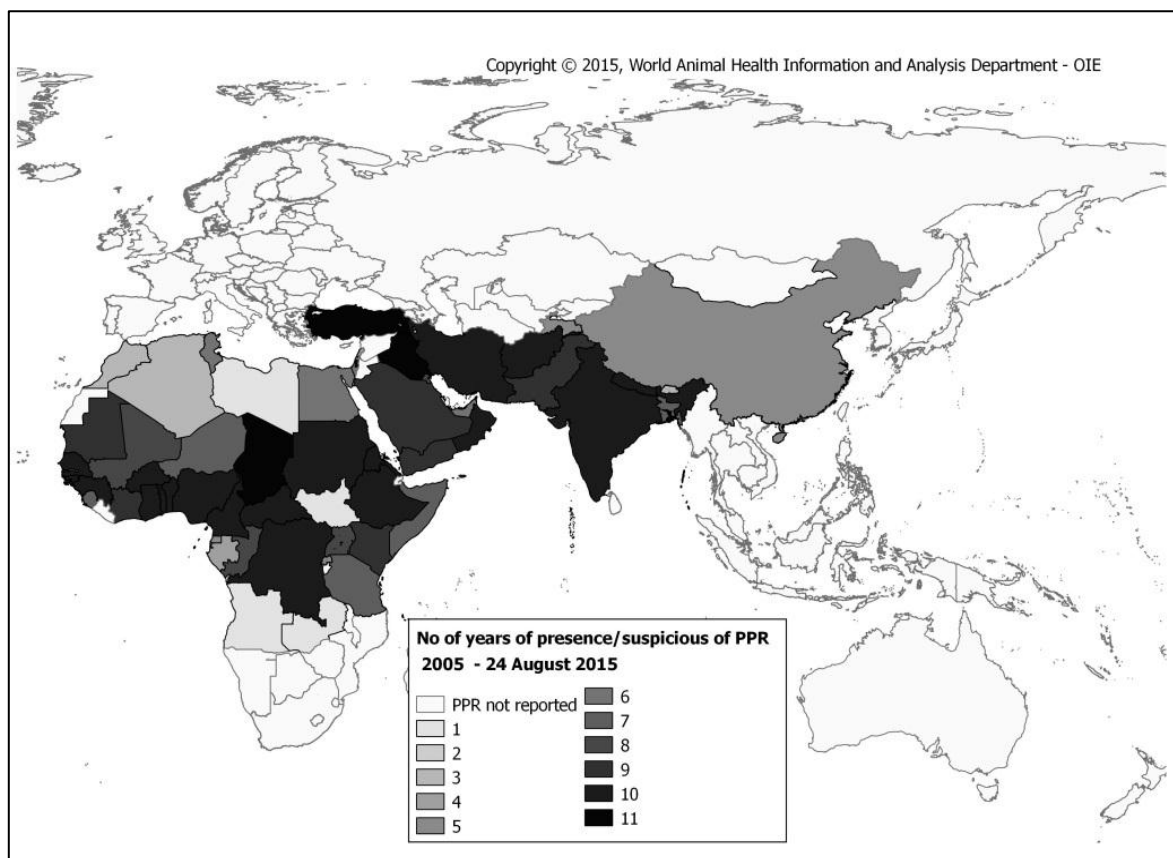
---

<sup>17</sup> Food and Agriculture Organization of the United Nations

<sup>18</sup> Global Strategy for the control and eradication of PPR , OIE and FAO 2015 , <http://www.oie.int/eng/ppr2015/doc/PPR-Global-Strategy-2015-03-28.pdf>



**Figure 6: Distribution of infection with peste des petits ruminants virus in the period between 2005 and first semester 2015, as of 24 August 2015**



180. As of 24 August 2015, 29.4% (10/34)<sup>19</sup> of reporting Members of the Regional Commission had declared the presence or the suspicion of PPR during the period between 1 January 2014 and the end of the first semester 2015. The disease was reported absent in 64.7% (22/34)<sup>20</sup> of the reporting Members. Two countries did not provide information on PPR in their reports<sup>21</sup>. During the same period, the disease was reported through immediate notifications by two Members<sup>22</sup>. Ten Members are officially recognised as free from the disease, according to Resolution No. 23 (83rd General Session of World Assembly, May 2015)<sup>23</sup>.
181. The historical trend of the occurrence of the disease indicates a progressive deterioration of the disease situation in the Region. In the first semester of 2005 the disease was declared present by 20.7% of the Members. This percentage has gradually increased with 32% of Members having reported the disease present in the second semester 2014. Spearman's rank correlation test underlines a strong and significant positive correlation between the years and the percentage of affected countries ( $S = 48.29$ ,  $p\text{-value} = 0.02$ ;  $\rho = 0.7$ ) (Figure 7).

<sup>19</sup> Afghanistan, Bangladesh, Bhutan, China (People's Rep. of), India, Iran, Iraq, Maldives, Nepal and Pakistan

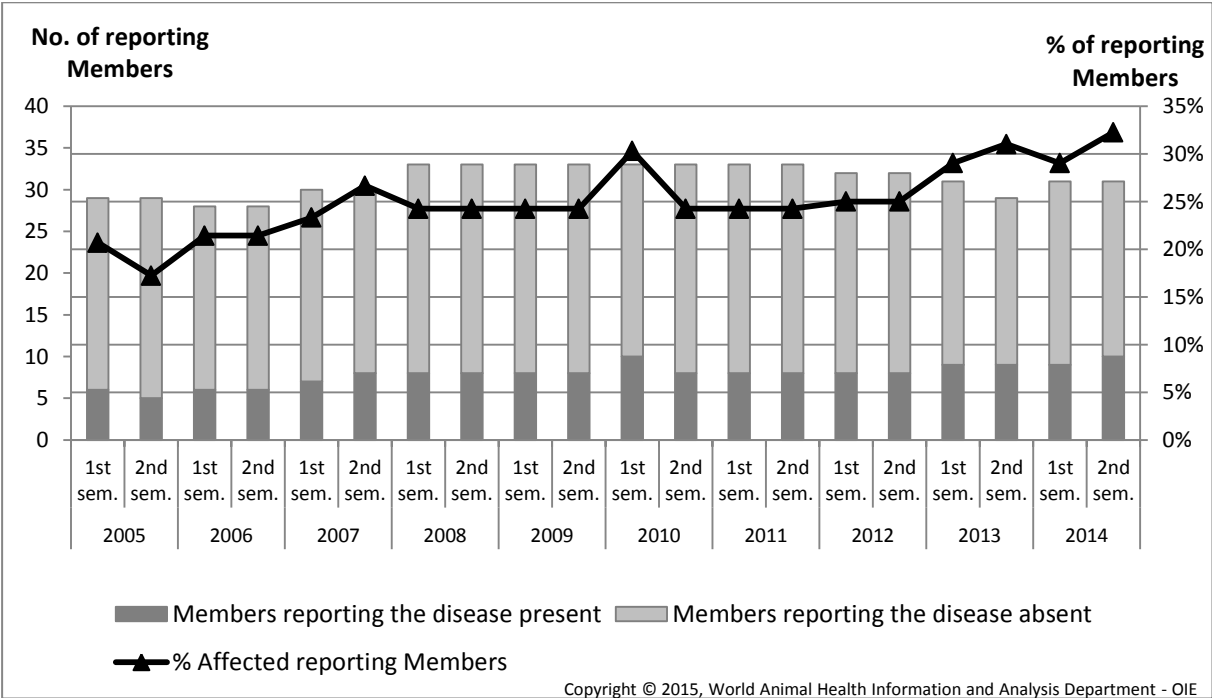
<sup>20</sup> Australia, Brunei, Chinese Taipei, Fiji, Indonesia, Japan, Korea (Rep. of), Korea (Dem. People's Rep. of), Malaysia, Micronesia (Fed States of), Mongolia, Myanmar, New Caledonia, New Zealand, Philippines, Russia, Singapore, Sri Lanka, Thailand, United States of America (Hawaii), Vanuatu and Vietnam

<sup>21</sup> Cambodia and Papua New Guinea

<sup>22</sup> Bhutan and China (People's Rep. of)

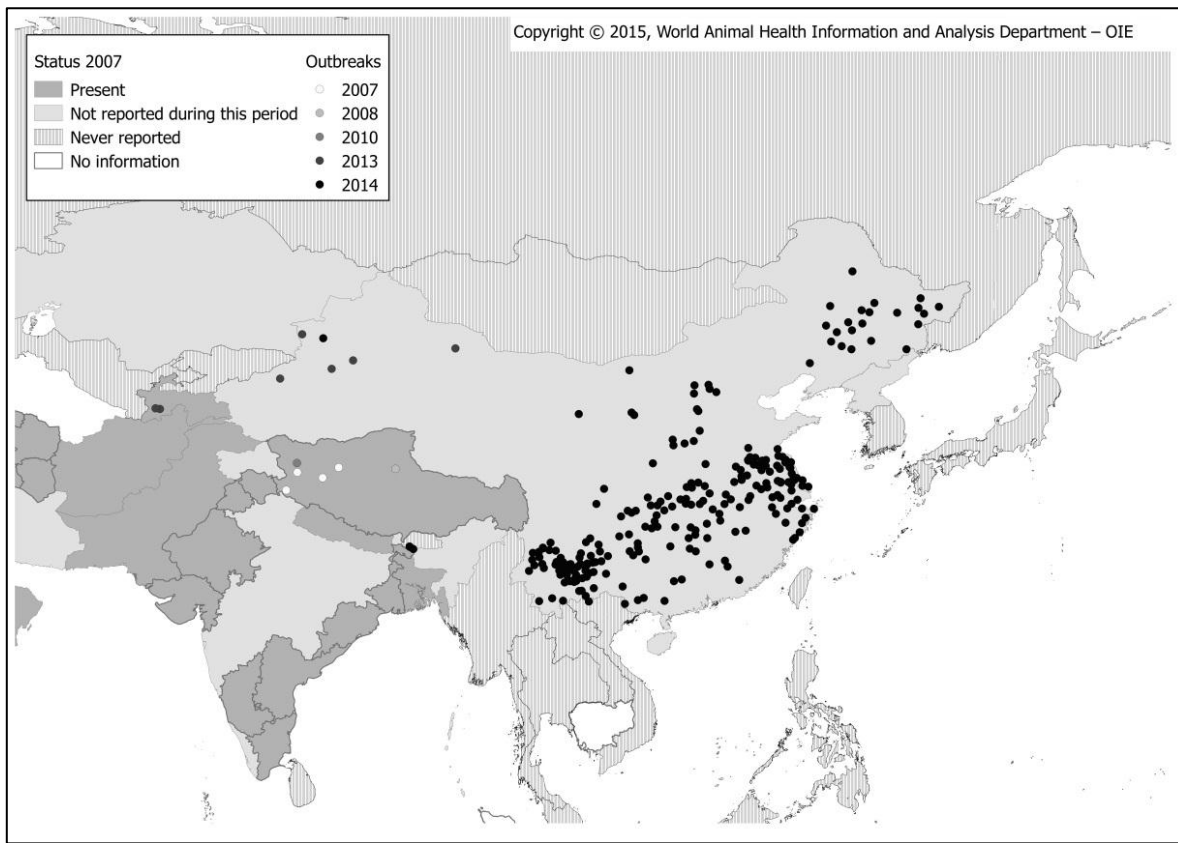
<sup>23</sup> Australia, Chinese Taipei, Korea (Rep. of), Myanmar, New Caledonia, New Zealand, Philippines, Singapore, Thailand and United States of America

**Figure 7: Percentage of reporting Members of the Regional Commission for Asia, the Far East and Oceania reporting infection with peste des petits ruminants between 2005 and 2014, by semester (data based on reports received up to 24 August 2015)**



182. Since 2007, as noted above, the disease has spread further in Asia, after several years where the situation had remained stable. In July 2007, PPR occurred for the first time in China (People’s Rep. of), in the Tibet region, near the border with India. The outbreak was reported to have led to the loss of 11 583 goats. The disease continued to spread slowly in China (People’s Rep. of) in 2008. In June 2010, PPR spread further into Asia and occurred for the first time in Bhutan. In this case the origin of the infection was the illegal movement of animals from Phuntsholing, at the border with India.
183. Additional outbreaks occurred in 2013 and in 2014 in China (People’s Rep. of), Bhutan and Tajikistan, with PPR spreading faster throughout all the eastern part of China (People’s Rep. of) (more than 200 outbreaks reported and more than 70 000 animals reported dead or destroyed). Even in these cases, the source of the infection was identified as the illegal movement of animals. No new outbreaks were reported in 2015 through immediate notification. The distribution of the outbreaks in the Region during the period between 2007 and 2015, as of 24 August, is presented in Figure 8 with a cumulative number of 254 outbreaks reported.

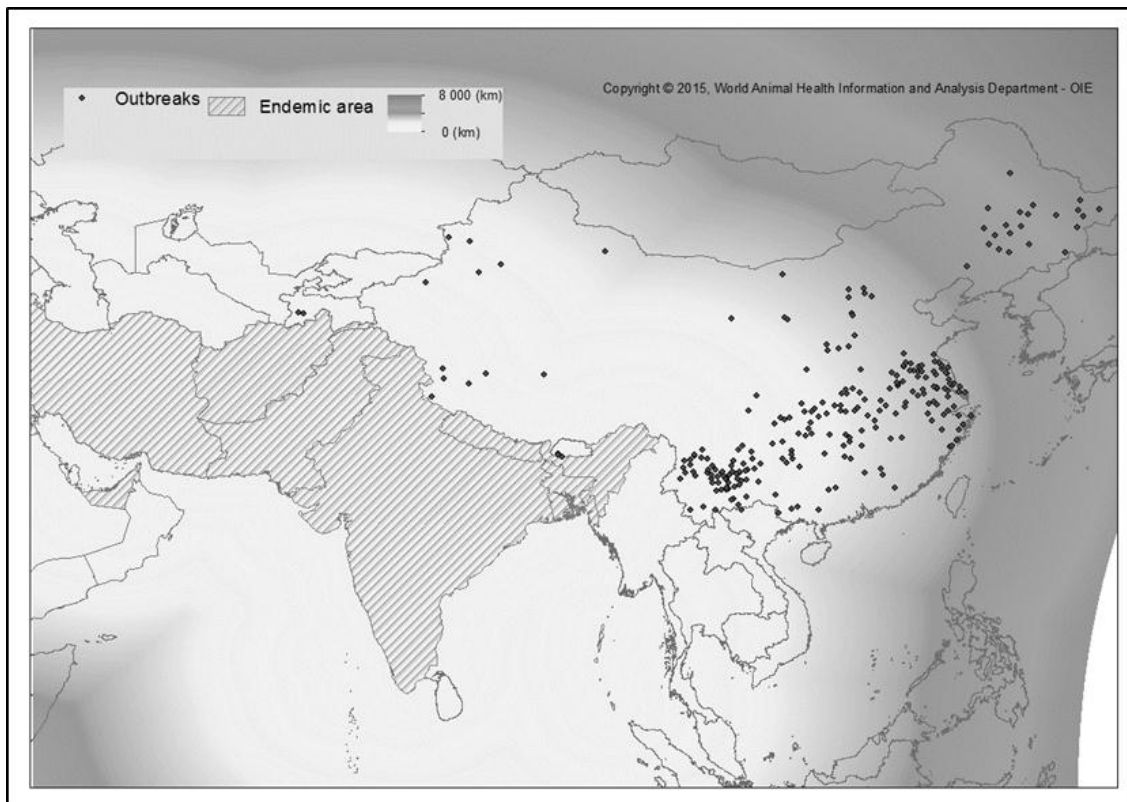
**Figure 8: Distribution of infection with peste des petits ruminants virus reported between 2007 and 2015, as of 24 August, in Asia, the Far East and Oceania**



184. The working hypothesis considered in this section was that the geographical range of PPR has increased in Asia in recent years, with a deterioration of the regional epidemiological situation.
185. The epidemiology of the disease (in the period 2005 – 24 August 2015) was analysed considering:
- *Occurrence trend*: percentage of Members with disease present or suspected;
  - *Spatial trend*: spread of the disease from the “endemic” areas to new areas. The “endemic areas” are considered the ones with regularly reporting of the disease in the last 10 years (presence of PPR > 50% of the reporting years);
  - *Economic trend*: direct impact of the disease considered as the number of animals lost (deaths, destroyed and slaughtered).
186. Spearman’s rank correlation test and Wilcoxon test were used to evaluate the presence of significant variations in occurrence and economic trends (a significance level of  $p < 0.05$  was chosen).
187. A geostatistical approach was used to evaluate the spatial trend of the disease. In particular the distance of each outbreak reported through immediate notifications during the period between 2007 and 2015 was calculated using as spatial reference the traditional endemic area. The distance calculation were done by converting the entire spatial database to a common geographic reference system (GCS – UTM WGS84 46N).

188. The analyses were conducted using the R software for statistical computing (version 3.1.2.) and QGIS software for GIS<sup>24</sup> (version 2.6.1.) for geostatistical analysis.
189. A better understanding of the spread of the disease was derived from the distance analysis of the 254 outbreaks (considered as epidemiologically linked). The endemic area for PPR was used to create a distance map that is basically an image that represents with different colours the progressive distance from the endemic areas: from white (very close to the endemic areas) to light grey and dark grey (progressively farther from the endemic areas). Using topological overlapping and a common geographical reference system, it is possible to calculate the distance of each outbreak from the endemic areas (Figure 9).
190. A significant positive spread of the disease in the period 2005 – 2015 was found (Spearman's rank correlation,  $S = 6.56$ ,  $p\text{-value} < 0.01$ ,  $\rho = 0.9$ )

**Figure 9: Distance of each outbreak from the nearest endemic areas for infection with peste des petits ruminants virus; the closest areas are shown in white and the farthest areas in light grey/dark grey**



<sup>24</sup> GIS: geographical information systems

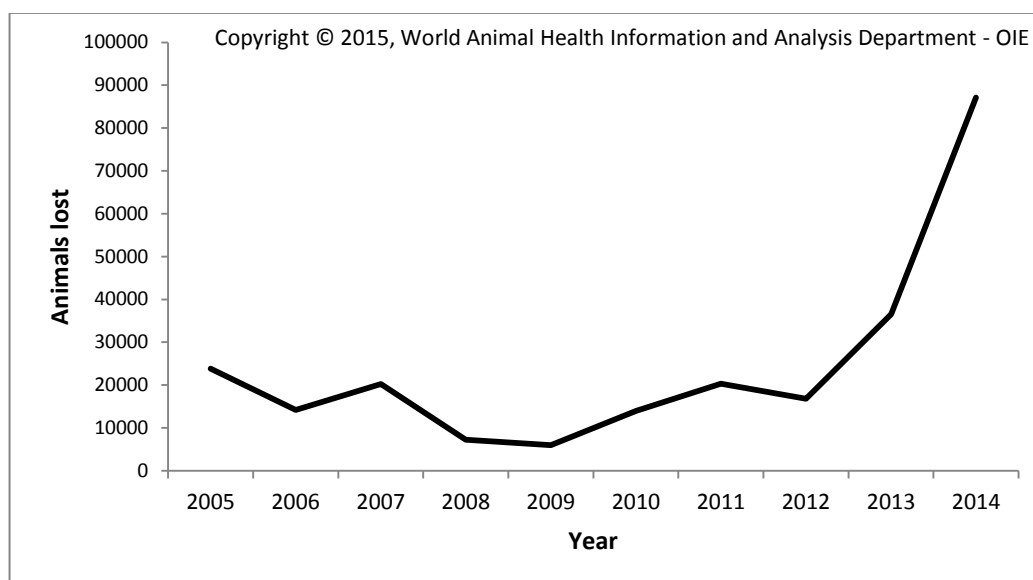
191. The analysis of PPR dynamics since 2007 is reported in Table 3. In the 8th year (2014), the mean distance of spread from the endemic area was over 1 600 km, with a maximum spread of more than 4 000 kilometres. Considering the mean speed diffusion of 3.9 km/day (95% CI<sup>25</sup> 0.3 – 65.5) calculated by the European Food Safety Authority (EFSA) in Tunisia<sup>26</sup>, the diffusion in this area followed the lower confidence interval (0.6 km/day during the whole period). All this information highlights the massive diffusion of PPR in Eastern Asia, mainly due to the movement of animals within the Region. A large difference between the spread in 2007/2008 and that in 2014 can be observed, with an increase in the number of outbreaks (240 in 2014 vs. 5 in 2007/2008), probably due to the movement of infected animals.

**Table 3: Descriptive analysis of the spread of infection with peste des petits ruminants virus from endemic areas since 2007**

Year	Number of outbreaks	Mean distance (km)	Standard deviation	Minimum distance (km)	Maximum distance (km)
2007	4	203.9	171.6	37.8	407.2
2008	1	681.7	0	681.7	681.7
2010	2	70.6	78.5	15.1	126.2
2013	7	773.1	566.5	77.6	1 651.2
2014	240	1 663.1	954.4	6.6	4 317.3
<b>Total</b>	<b>254</b>	<b>1 599.2</b>	<b>971.5</b>	<b>6.6</b>	<b>4 317.3</b>

192. The economic impact of the spread of PPR is clearly shown in Figure 10. The number of animals lost (dead, destroyed or slaughtered) increased from nearly 24 000 in 2005 to nearly 90 000 in 2014 (increase of 275%). Moreover, it is important to bear in mind that these figures are underestimated as not all Members provided quantitative information in their reports.

**Figure 10: Trend of losses in sheep and goats due to peste des petits ruminants in the period between 2005 and 2014, in Asia, the Far East and Oceania**



193. The spread of the disease in Asia during the last 7 years is quite alarming and countries should continue to make efforts to better control PPR, considering the huge economic impact that the disease could have on the small ruminant economy.

<sup>25</sup> CI: confidence interval

<sup>26</sup> European Food Safety Authority (EFSA) AHAW Panel (EFSA Panel on Animal Health and Welfare), 2015. Scientific Opinion on peste des petits ruminants EFSA Journal 2015;13(1):3985, 94 pp. doi:10.2903/j.efsa.2015.3985

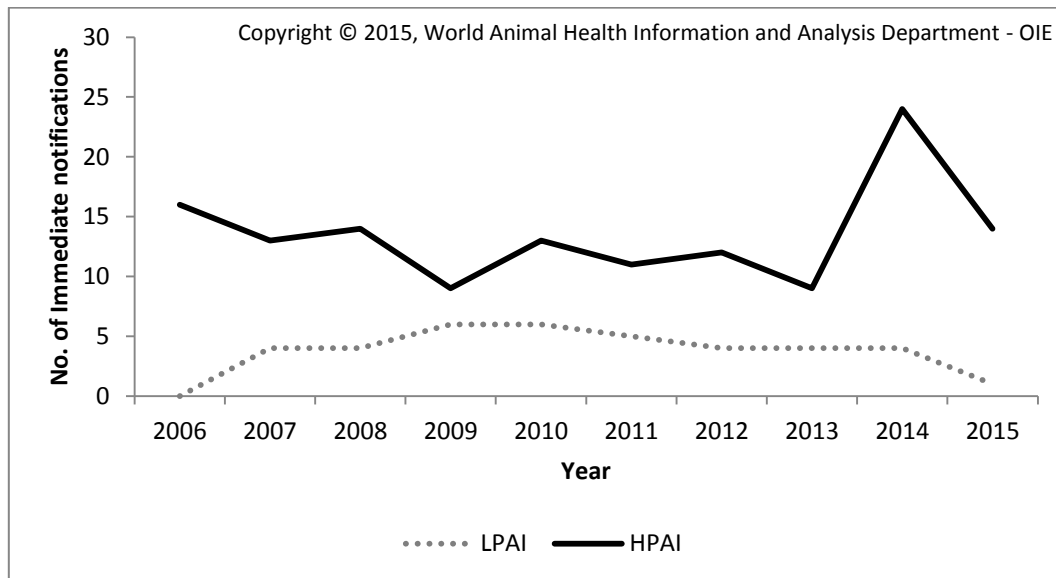
194. The results of the epidemiological analysis carried out for the Region indicate that the eradication programme will not be easy to achieve. All the indicators (occurrence, spatial trend and direct losses) show a deterioration of the situation, with an increase in:
- i) the percentage of Members reporting the disease present,
  - ii) the spread of the disease from the endemic areas
  - iii) the impact of direct animal losses in the region.
195. Therefore, efforts to eradicate the disease should be directed towards reversing the current situation.
196. The extent of spread of the disease depends basically on the time during which it is undetected, the farm density, the frequency and distance of travel of animals and the presence and extent of illegal movement of animals.
197. The occurrence of the disease in China (People's Rep. of) offers a good example of this epidemiology: the extent of large-scale outbreaks suggests that either the disease was present in large parts of China (People's Rep. of) before it was recognised, or the disease has been spread by the movement of animals for trade. It is interesting to note that the first outbreaks followed the main transport routes from the west of the country to the more populated eastern region<sup>26</sup>.
198. The spread of PPR to areas that border countries officially recognised as free from the disease, or where the disease has never been reported, represents a great threat for a further deterioration of the epidemiological situation of PPR in Asia.
199. To avoid the further spread of the disease in the Region, the OIE strongly encourages the Member Countries to follow the animal disease preparedness principle, and improve i) Prevention (keeping the virus from entering the country and restricting the movements of animals); ii) Rapid detection (finding and diagnosing the virus quickly); iii) Response (controlling the outbreaks and stopping their spread in a timely manner) and; iv) Recovery (rehabilitating affected communities and verifying freedom from disease).
200. The information provided by Members points to the fact that the spread of the disease has increased in the past years due to a lack of prevention (movement restrictions on infected animals) and rapid response (with a maximum spread of the disease up to 4 317 km from the starting point).
201. Finally, a quick and definitive eradication of the disease from the region will necessarily entail better collaboration and communication between Members for early detection of the disease, rapid reporting to the OIE, better control of transboundary animal movements, and use of vaccination when relevant. For these reasons it would be very important to improve the quality of the information provided in the reports. The presence of countries in the Region that do not provide information on PPR in their reports could significantly impede efforts to eradicate the disease.

### **2.3 Infection with avian influenza viruses**

202. Avian influenza viruses are highly contagious viruses that are widespread in birds (particularly wild waterfowl). Most of these viruses, usually carried asymptotically by wild birds, cause mild disease in poultry. Others, the high pathogenicity avian influenza (HPAI) viruses, can kill up to 90-100% of a poultry flock, devastating the poultry industry and resulting in severe trade restrictions. Currently, the world is experiencing an extensive HPAI outbreak, with no immediate prospects for complete, worldwide eradication.

203. As of 24 August, the number of immediate notifications reported to OIE for the Region in 2015 had reached 14 for HPAI and one for LPAI (Figure 11). The main concerns with influenza viruses are their impact on poultry and potentially on public health. Indeed, during the period between 1 January 2014 and 24 August 2015, more than 11 million poultry were considered susceptible to HPAI in the Region (within the WAHIS framework).

**Figure 11: Number of immediate notifications for highly pathogenic (HPAI) and low pathogenic (LPAI) avian influenza in the period between 2006 and 2015, as of 24 August, in Asia, the Far East and Oceania**



204. It has been demonstrated that the spread and speed capabilities of AI viruses are significantly influenced by the subtypes and the role played by migratory birds<sup>27</sup>. Another factor that could influence the disease dynamics, which was not taken into consideration in the previous analysis, is the production typology of the national poultry industry (i.e. farm vs. backyard).

205. Starting with the results obtained from the analysis at global level, the following working hypothesis was verified to better understand the dynamics of the disease at the regional level (Asia, the Far East and Oceania): the production type (farm vs. backyard) strongly influences the disease dynamics. If an event involves farm production, the spread of the disease is reduced and the duration of the event is shorter (due to the higher level of biosecurity applied in farm production).

206. To verify these working hypotheses the following analyses were carried out.

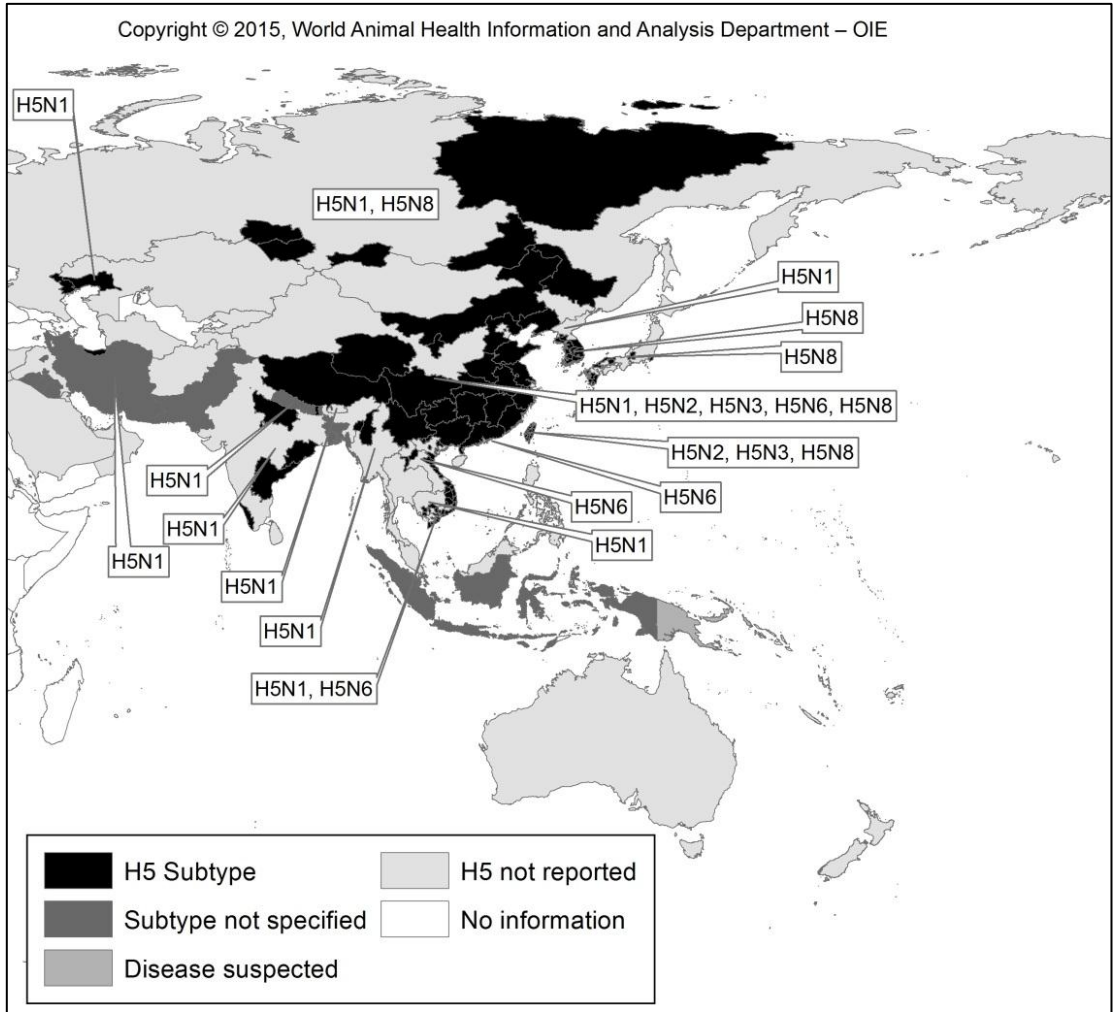
- Collection of all the immediate notifications submitted by Members of the Regional Commission for HPAI and LPAI between 1 January 2014 and 24 August 2015
- Evaluation of the internal dynamics of each event (see the Final Report of the 83rd General Session of the OIE for more details about the methodology<sup>27</sup>). For each outbreak belonging to an event the distance in kilometres from the first one (starting point of the event or index case) was calculated using the Haversine approach;
- Classification of each event as “backyard” or “farm” (based on the detailed epidemiological information provided in the immediate notification / follow up reports)

<sup>27</sup> Final Report of the 83rd General Session, 24 - 29 May 2015

[http://www.oie.int/fileadmin/Home/eng/About\\_us/docs/pdf/Session/A\\_FR\\_2015\\_public.pdf](http://www.oie.int/fileadmin/Home/eng/About_us/docs/pdf/Session/A_FR_2015_public.pdf)

207. A Wilcoxon rank sum test was used to evaluate the influence of the production type on the disease dynamics. The significance level was considered for p value <0.05.
208. Maps showing the recent distribution of AI subtypes H5 and H7 in poultry and wild birds in the Region in 2014 and 2015, taking into account all the information collected through WAHIS between 1 January 2014 and 24 August 2015, are provided in Figure 12 (subtype H5) and Figure 13 (subtype H7). During this period, AI infections were reported by 20 Members<sup>28</sup>. Avian influenza H5 was detected in 14 of them (39% of Members reporting AI infections) with five different subtypes (H5N1, H5N2, H5N3, H5N6 and H5N8).

**Figure 12: Distribution of reported cases of infection with avian influenza H5 subtypes (in poultry and wild birds) in Asia, the Far East and Oceania, in 2014 and 2015, as of 24 August 2015**

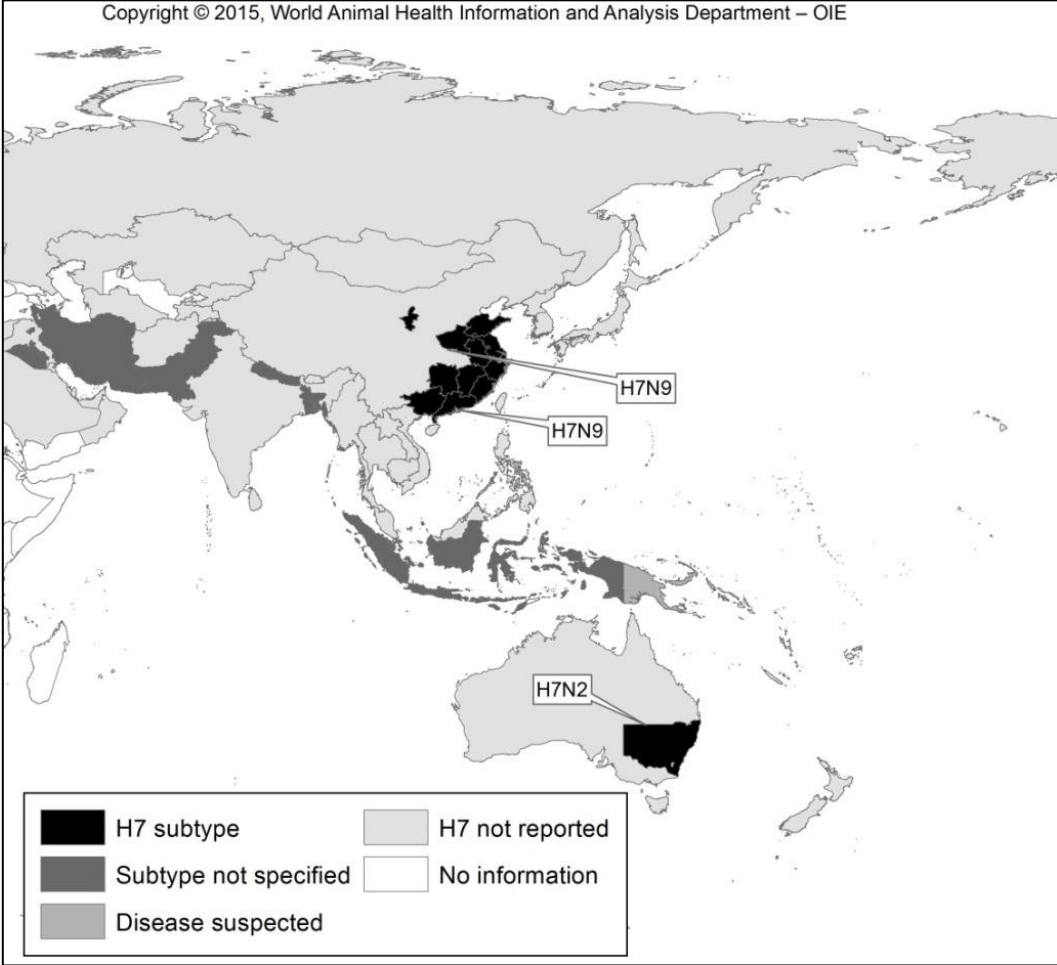


209. During the same period (2014 and as of 24 August 2015), avian influenza H7 was detected in three countries/territories, with two subtypes (H7N2 and H7N9). Five Members did not provide information on the virus subtype.

<sup>28</sup> Australia, Bangladesh, Bhutan, Cambodia, China (People's Rep. of), Chinese Taipei, India, Indonesia, Iran, Iraq, Japan, Korea (Rep. of), Korea (Dem. People's Rep. of), Laos, Myanmar, Nepal, Pakistan, Papua New Guinea, Russia and Vietnam



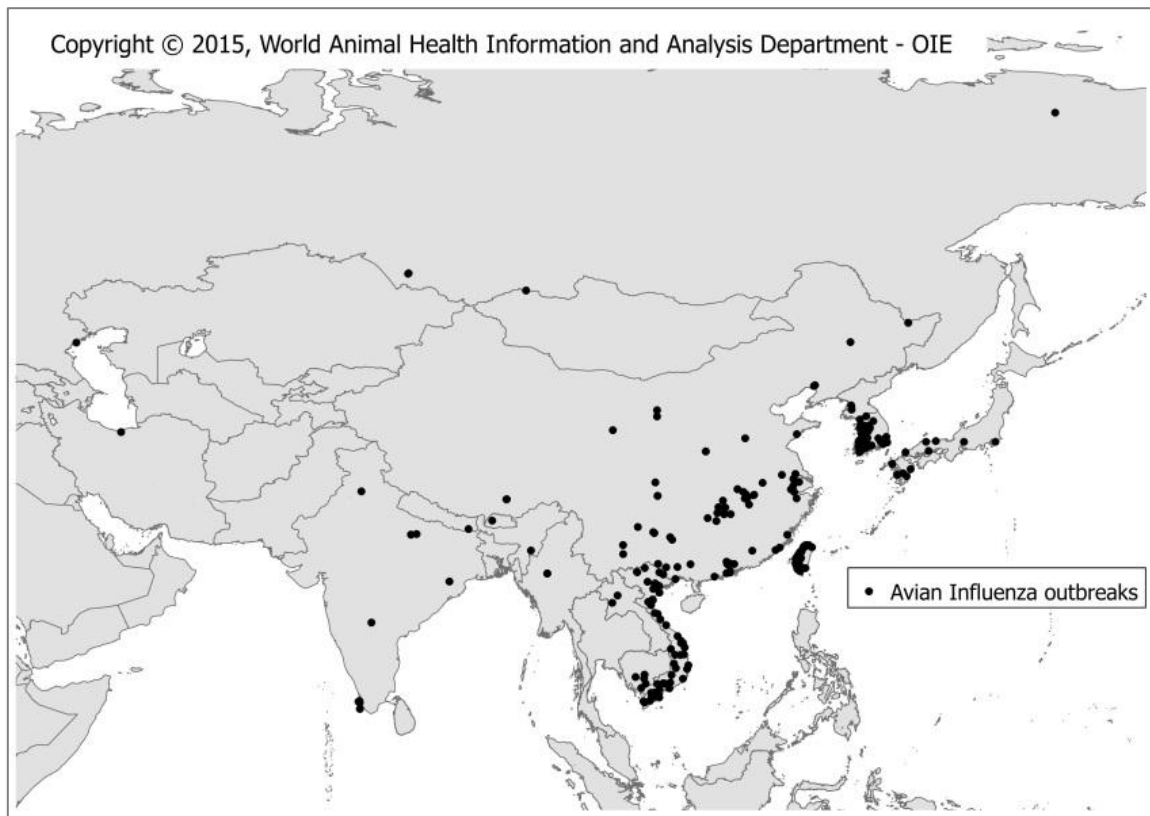
**Figure 13: Distribution of reported cases of infection with avian influenza H7 subtypes (in poultry and wild birds), in Asia, the Far East and Oceania, in 2014 and 2015, as of 24 August 2015**



210. The evaluation of disease dynamics was performed taking into account 1 222 outbreaks of HPAI or LPAI belonging to 46 different events reported by 14 Members<sup>29</sup>. The distribution of the outbreaks is presented in Figure 14.

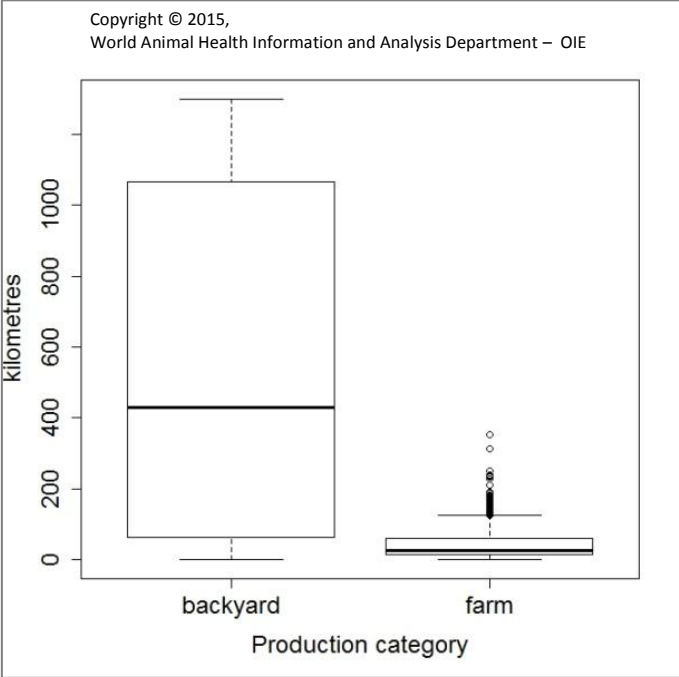
<sup>29</sup> Bhutan, Cambodia, China (People’s Rep. of), Chinese Taipei, India, Iran, Japan, Korea (Dem. Rep. of), Korea (Rep. of), Laos, Myanmar, Nepal, Russia and Vietnam

**Figure 14: Spatial distribution of the outbreaks used for the analysis**



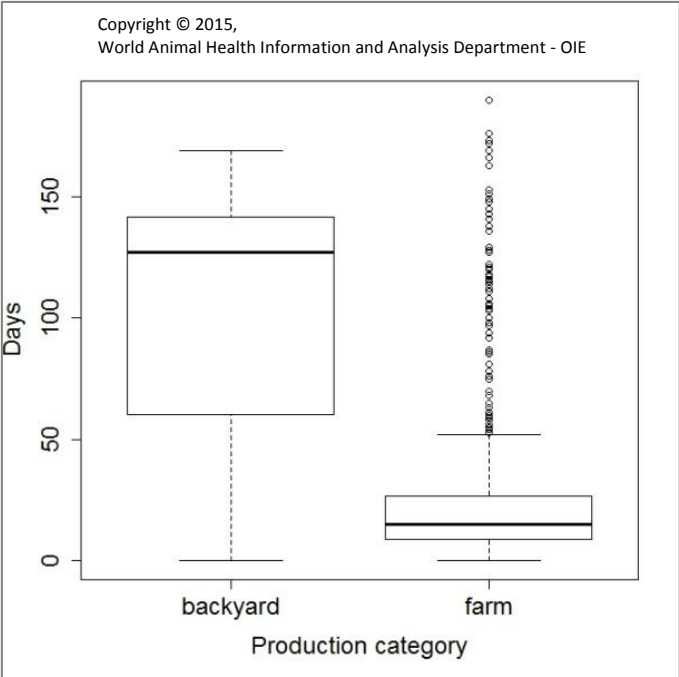
211. Out of the 1 222 outbreaks, only 974 (908 farm outbreaks and 66 backyard outbreaks – 79.7% of the total number) were used for the analysis. For the remaining outbreaks, it was not possible to clearly assign them to either a farm or a backyard epidemiological type.
212. The spread of the disease was significantly influenced by the production type involved in the events (Wilcoxon test  $W = 7554$ ,  $p\text{-value} < 0.001$ ). In particular, if the disease involved “backyard” production, the mean spread of the disease was up to ten times higher in comparison with events that involved “farm” production (mean value of 548 km for backyard vs. 45.6 km for farm) (Figure 15).
213. In backyard events the disease could spread up to 1 300 km while in farm events the maximum spread was 354 km from the starting point.

**Figure 15: Spread value (mean distance in km from starting point) relating to avian influenza events involving backyard or farm production, in Asia, the Far East and Oceania between 1 January 2014 and 24 August 2015**



214. The production type also significantly affects the duration of the event (Wilcoxon test  $W = 9408$ ,  $p\text{-value} < 0.001$ ). In backyard events the mean duration was up to 4 times higher (mean value of 101.8 days for backyard vs. 25.4 days for farm) (Figure 16).

**Figure 16: Duration of the event (days between the start of the event and the end of the last outbreak reported) relating to backyard or farm production, in Asia the Far East and Oceania between 1 January 2014 and 24 August 2015**



215. In conclusion, avian influenza is one of the most important notifiable diseases based on the number of immediate notifications, its impact on poultry and potential impact on public health.
216. The analyses carried out on avian influenza dynamics are important as a proper understanding of the transmission dynamics and risk factors for epidemic spread of these viruses is a key factor in devising an effective control strategy.
217. The dynamics and the effects of the virus greatly depend on the local environmental, economics and the production typology of each country.
218. The analysis provided in this section at the Regional level confirms the importance of the production type involved in an avian influenza event. From an epidemiological point of view, the events affecting backyard poultry are the most dangerous for the diffusion of the disease as they show a mean duration four times higher and they spread ten times farther than the events that affect farm poultry. The important role of backyard poultry in the epidemiology of the disease in developing countries is well documented in the literature<sup>30</sup> and particular attention is needed in situations where households keep chickens and ducks on the same property, a common situation in some Asian countries. Poultry can transmit the virus to domestic ducks, in which the virus can perpetuate and infect more backyard poultry<sup>31</sup>.
219. Consequently, the level of biosecurity and monitoring efforts for backyard poultry has to be increased in order to reduce the spread of avian influenza at both the regional and global level.
220. The dynamics of the disease can be completely changed by factors such as the structure and industry typology of the country, as documented in the analysis.
221. The greater the amount of information available, the greater the likelihood of being able to prevent avian influenza outbreaks in the future. So, the quality of the information provided to the OIE is very important for a better understanding of the epidemiology of this disease.
222. Thus, it is not only important to increase the quality of the immediate notifications and follow-up reports provided (by reducing the period of time between immediate notifications and the associated follow-up reports to better follow the spatio-temporal evolution of the disease, by providing detailed geographic information for all the outbreaks, by increasing the epidemiological detail in the report and in particular the description of the unit type involved in each outbreak) but also to increase the knowledge of the country's animal production and husbandry systems. In particular, it will be useful to obtain more complete data about: 1) the bird population types (providing separate information for farm and backyard poultry); 2) the number of establishments (to evaluate the mean size of poultry producers in each country); and 3) the distribution of the bird population by administrative division (to better evaluate the spatial dynamics of the disease).

---

<sup>30</sup> Paritosh K. B et al. (2009). Risk for Infection with Highly Pathogenic Avian Influenza Virus (H5N1) in Backyard Chickens, Bangladesh. *Emerging Infectious Diseases*, 15 (12): 1931-1936

<sup>31</sup> Sturm-Ramirez KM, et al. (2005). Are ducks contributing to the endemicity of highly pathogenic H5N1 influenza virus in Asia? *J Virol.*, 79:11269–112679.

223. Information about the annual national bird production and the number of establishments is provided to the OIE by Members through their annual report. Countries can choose either to provide this data for the whole country or by administrative division (the latter format being the one recommended by the OIE). In their latest annual report submitted to the OIE, 97% of Members of the Regional Commission provided information for the national annual bird population but only 25% provided data for the number of establishments in their country. Moreover, only 38% of Members of the Regional Commission in the Region provided information at the administrative division level. The OIE encourage its Member countries to submit the information with the highest accuracy level possible.
224. The OIE informs its Members of the Regional Commission for Asia, the Far East and Oceania that WAHIS is evolving in this direction. In fact, the WAHIAD, in collaboration with the Scientific and Technical Department and the International Trade Department, started in early 2015 the revision of existing WAHIS Guidelines for the annual report and their harmonisation with the *Codes*, with the aim of making the notification requirements more precise and more convenient for Members. To improve the accuracy of the information collected by the OIE from its Members on animal population, information will be asked separately for farm birds and backyard birds starting from 2016. Additional improvements will be implemented to allow more effective data analysis and to improve Members' communication with their trading partners.

#### 2.4 Infection with classical swine fever virus

225. Pig production is a major livestock sector in Asia, the Far East and Oceania. In total, Members of the Regional Commission (excluding United States of America) reported an annual production of 616 369 426 pigs through their most recently submitted annual reports. The major producer was China (People's Rep. of) which alone contributed 77% of this annual production.
226. As of 24 August 2015, 34 Members of the Regional Commission had provided information on infection with classical swine fever virus in 2014 and 2015. Thirty-five percent (13<sup>32/34</sup>) of them notified the presence of the disease. Infection with classical swine fever virus was reported present for at least five years in Bhutan, Cambodia, China (People's Rep. of), India, Indonesia, Nepal, Philippines, Russia, Thailand and Vietnam. Twenty-six percent (9<sup>33/34</sup>) of reporting Members notified infection with classical swine fever virus was absent and 32% (11<sup>34/34</sup>) indicated that the disease had never been reported.
227. Under the terms of Resolution No. 24 (83rd General Session of the World Assembly in May 2015), the following Members of the Regional Commission were recognised as free from classical swine fever (CSF) in accordance with the provisions of Chapter 15.2. of the *Terrestrial Code*: Australia, Japan and the United States of America (whole country including Hawaii). A Member wishing to be officially recognised as disease-free by the OIE should submit a completed questionnaire as laid out in Chapter 1.6. of the *Terrestrial Code* and comply with all requirements specified in the *Terrestrial Code* for CSF. The OIE Scientific Commission for Animal Diseases is responsible for undertaking, on behalf of the Assembly, the assessment of OIE Members' applications with regard to their compliance with OIE standards. The assessment carried out by the Scientific Commission is based on the recommendations formulated by a relevant *ad hoc* Group composed of world specialists in disease control.

---

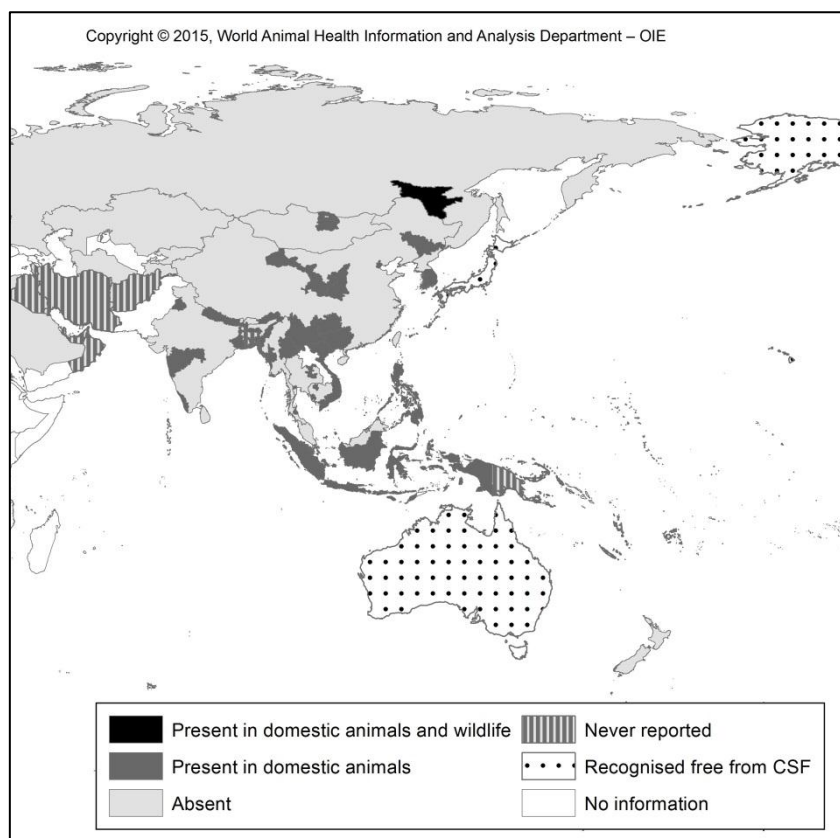
<sup>32</sup> Bhutan, Cambodia, China (People's Rep. of), India, Indonesia, Korea (Rep. of), Mongolia, Myanmar, Nepal, Philippines, Russia, Thailand and Vietnam

<sup>33</sup> Australia, Chinese Taipei, Japan, Korea (Dem. Rep. of), Malaysia, New Zealand, Singapore, Sri Lanka and United States of America (whole country including Hawaii)

<sup>34</sup> Afghanistan, Bangladesh, Brunei, Fiji, Iran, Iraq, Maldives, Micronesia (Fed. States of), New Caledonia, Papua New Guinea and Vanuatu

228. In addition to the information provided through six-monthly reports, Mongolia notified through immediate notifications the first occurrence of CSF in the zone of Tuv (north of the territory), which occurred in June 2014, as well as two reoccurrences, one in the neighbouring zone of Selenge in November 2014 and the other in the zone of Tuv in March 2015. The three events occurred on pig farms and were resolved in August 2014, December 2014 and May 2015, respectively.
229. Figure 18 shows the distribution of CSF in Asia, the Far East and Oceania during this period.
230. Members mainly reported the presence of CSF in domestic pigs, but it has been proven that, in other parts of the world, wild boar may play a role in the epidemiology of the disease<sup>35</sup>. Between 1 January 2014 and 24 August 2015, only one Member of the Regional Commission notified the disease present in wild boar. Russia notified through an immediate notification the reoccurrence of the disease in wild boar in the zone of Amurskaya Oblast (near the border with China [People's Rep. of]), which occurred in February 2014. The event was closed in May 2014.

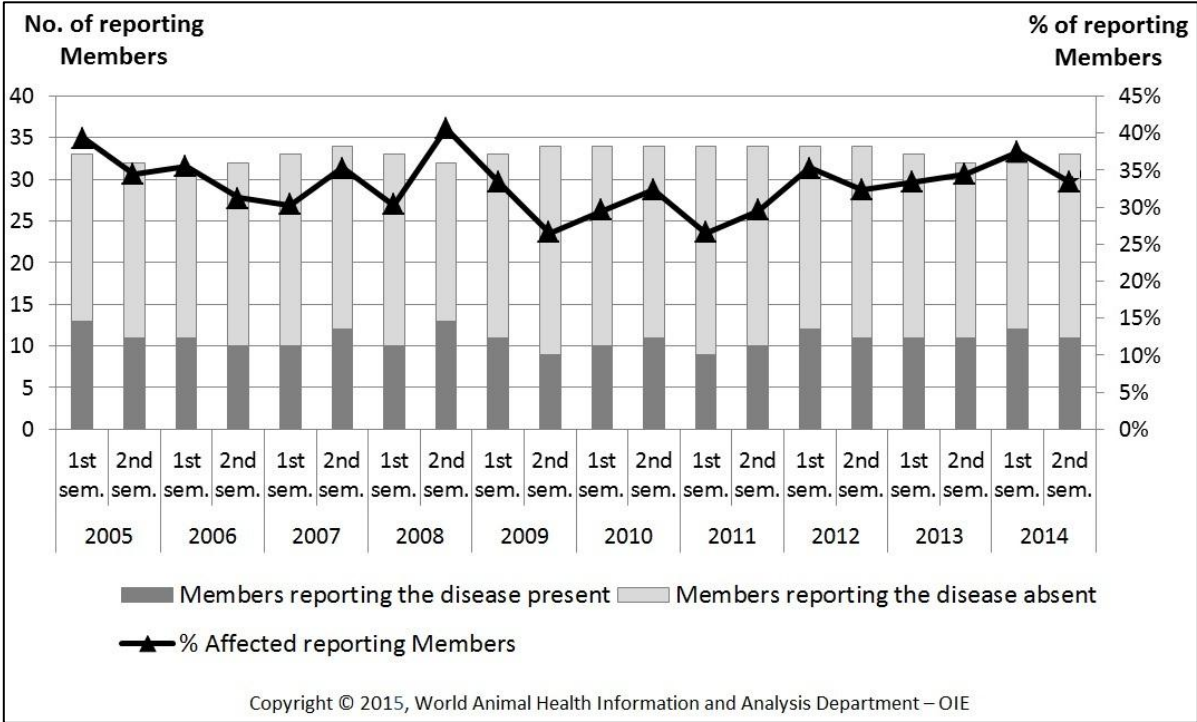
**Figure 18: Distribution of infection with infection with classical swine fever virus in Asia, the Far East and Oceania in 2014 and 2015, as of 24 August 2015**



231. Figure 19 shows the percentage of countries reporting CSF present between 2005 and the second semester of 2014. The percentage ranged between 26% and 41% between the first semester of 2005 and the second semester of 2014, with no significant increasing or decreasing temporal trend (Spearman's rank correlation = 1335,  $p = 0.56$ ;  $\rho = -0.1$ ), suggesting that the situation remained relatively stable in the Region during this period.

<sup>35</sup> OIE disease information sheet, July 2015, [http://www.oie.int/fileadmin/Home/eng/Media\\_Center/docs/pdf/Disease\\_cards/CSF-EN.pdf](http://www.oie.int/fileadmin/Home/eng/Media_Center/docs/pdf/Disease_cards/CSF-EN.pdf)

**Figure 19: Percentage of Members in Asia, the Far East and Oceania reporting infection with classical swine fever virus, between 2005 and second semester 2014, by semester (data based on reports received up to 24 August 2015)**



232. Apart from the regional trend of countries affected, the national incidence and the direct impact of the disease in the different countries have each evolved. Between 2005 and the second semester of 2014, 19 Members reported CSF at least once, and 15 of them provided quantitative data during this period. For each of them, the percentage of cases in pigs among the national annual pig population was calculated, by semester. The average percentage across all countries/territories during the period was 0.02% and the highest percentage was 4.06% in Mongolia in the first semester of 2014. This percentage shows the high impact of this highly contagious disease on national pig populations.
233. For five Members, the percentage of cases among the national annual pig population significantly decreased over time (significant association measured by Spearman’ rank correlation test, p values < 0.05; rho between -0.69 and -0.47), while for the other 10 affected Members reporting quantitative data, no such association could be shown according to WAHIS data. These five Members all applied regular surveillance in pigs, and most of them reported the regular implementation of official vaccination over the years.
234. Several tools exist to control CSF. In areas where the disease is endemic, vaccination, which was applied by 77% of affected Members of the Regional Commission, can prevent the spread of the disease. As the disease is brought under control, vaccination ceases, with continued surveillance (applied by 92% of affected Members of the Regional Commission). In disease-free areas, a stamping-out policy is applied consisting of early detection, movement control, proper disposal of carcasses, and cleaning and disinfection. This policy has led to the elimination of CSF from North America and much of Western Europe<sup>35</sup>.

235. Only 41% (14<sup>36</sup>/34) of Members of the Regional Commission reported surveillance measures in wildlife for 2014 or the first semester of 2015. It is very interesting to note that all of these countries notified the disease absent, except Korea (Rep. of) and Russia which reported CSF present during the period.
236. In conclusion, CSF has been present in Asia for many years with a relatively stable situation since 2005. It however appears that few affected countries have managed to reduce the incidence of the disease since 2005. Control measures are well known and are implemented by most of the affected countries. However, more efforts could be implemented in surveillance of wild boar in Asia, to know more about their potential role in the epidemiology of the disease.

### **3. Information related to aquatic animal diseases**

237. In 2012, aquaculture production in Asia represented 88.4% of the world total production at 58 895 736 tonnes and in Oceania represented 0.28% of the world total production at 184 191 tonnes<sup>37</sup>. Among the biggest producers in the Region, China (People's Rep. of) had an annual production of 41 108 306 tonnes in 2012 according to FAO, which represented 62% of the world total production. Fisheries are also of great importance for the Region, with, among others, China (People's Rep. of), which extracted 13 869 604 tonnes (17.4% of the world total marine capture fisheries production), and Indonesia, which extracted 5 420 247 tonnes (6.8% of the world total marine capture fisheries production) in 2012, according to FAO.
238. Regarding six-monthly reports for aquatic animal diseases, and as of 24 August 2015, 58% (21/36) of Members<sup>38</sup> had submitted both six-monthly reports for 2014 whereas one Member of the Regional Commission (Micronesia [Fed. States of]) had submitted only the first six-monthly report for 2014. Regarding 2015, 8%<sup>39</sup> (3/36) of Members had submitted the six-monthly report for the first semester.
239. As of 24 August 2015, Timor Leste has never submitted any report to the OIE although the country acceded to the OIE in November 2010. Cambodia and Pakistan have not submitted any information on aquatic animals through six monthly reports since 2005, neither had Laos since 2007, Papua New Guinea and Russia since 2011, Bhutan and Fiji since 2012 and Bangladesh, China (People's Rep. of), Indonesia, Nepal, Sri Lanka and Vanuatu since 2013.
240. As can be observed, the gaps in information on aquatic animal diseases in Asia, the Far East and Oceania are significant, despite the importance of fisheries and aquaculture production in the Region. The Members listed above and others with outstanding reports for 2014 and 2015 are strongly encouraged to submit their reports as soon as possible so that their animal health information can be updated.

---

<sup>36</sup> Australia, Brunei, Chinese Taipei, Fiji, Korea (Rep. of), Malaysia, Maldives, New Caledonia, New Zealand, Papua New Guinea, Russia, Singapore, United States of America (whole country including Hawaii) and Vanuatu

<sup>37</sup> Food and Agriculture Organization of the United Nations, The State of World Fisheries and Aquaculture – 2012, <http://www.fao.org/3/a-i3720e.pdf>

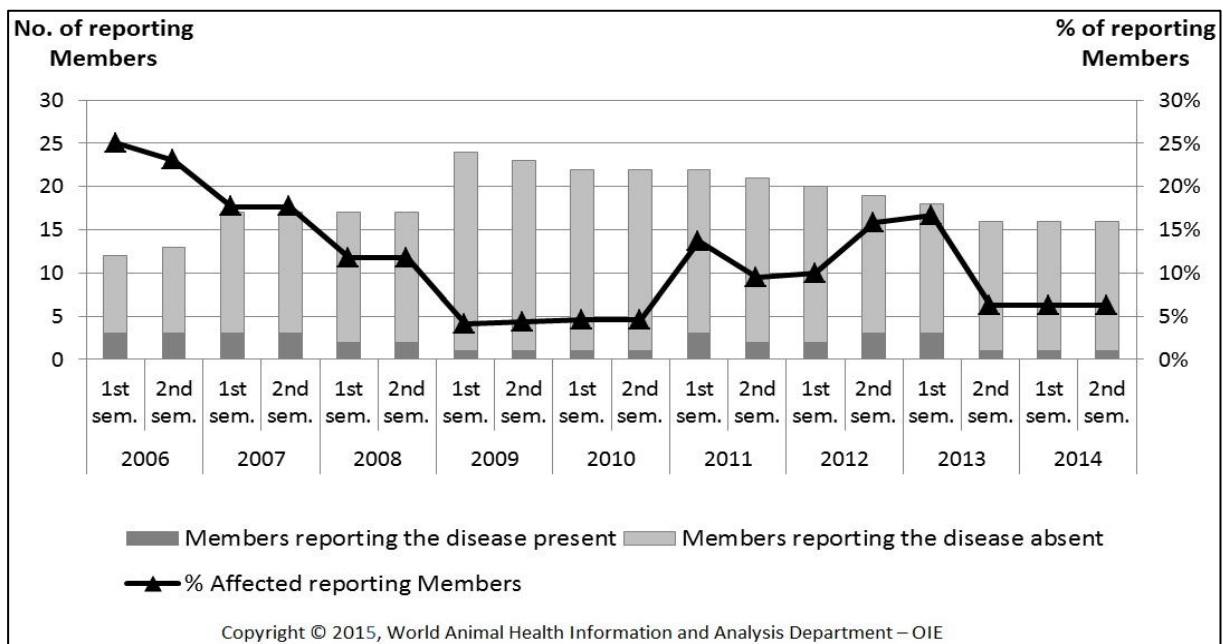
<sup>38</sup> Afghanistan, Australia, Brunei, Chinese Taipei, India, Iran, Iraq, Japan, Korea (Rep. of), Korea (Dem. People's Rep. of), Malaysia, Maldives, Mongolia, Myanmar, New Caledonia, New Zealand, Philippines, Singapore, Thailand, United States of America and Vietnam

<sup>39</sup> Iraq, New Caledonia and New Zealand



241. As of 24 August 2015, almost all Members of the Regional Commission (97%) had nominated an OIE National Focal Point for Aquatic Animals. It should be highlighted that the terms of reference include, among other tasks, supporting the optimal collection and submission of aquatic animal disease information to the OIE through WAHIS and acting as a contact point with the WAHIAD on matters related to information on aquatic animals. Therefore, the OIE encourages National Focal Points for Aquatic Animals to collaborate with Focal Points for Animal Disease Notification to the OIE, in order to improve reporting relating to aquatic animal diseases in the Region.
242. Between 1 January 2014 and 24 August 2015, the OIE received six immediate notifications from Members of the Regional Commission for Asia, the Far East and Oceania for aquatic animal diseases. Among them, the highest number of notifications was for infection with *Perkinsus olseni*. Three immediate notifications were submitted for this disease of molluscs, which has been OIE-listed since 2006<sup>40</sup>. The infection is widespread throughout the tropical Pacific Ocean. Infections in clam hosts can be lethal depending on environmental conditions, and death may occur one or two years after infection<sup>41</sup>.
243. The infection was notified by two Members of the Regional Commission, Australia and New Zealand, for the period between 1 January 2014 and 24 August 2015. Figure 20 shows the percentage of Members reporting infection with *Perkinsus olseni* present between 2006 and 2014. The percentage ranged between 4% and 25% during this period, with a statistically non-significant temporal trend (Spearman's rank correlation = 1405.03,  $p = 0.06$ ;  $\rho = -0.4$ ).

**Figure 20: Percentage of Members of the Regional Commission for Asia, the Far East and Oceania reporting infection with *Perkinsus olseni*, between 2006 and 2014, by semester (data based on reports received up to 24 August 2015)**

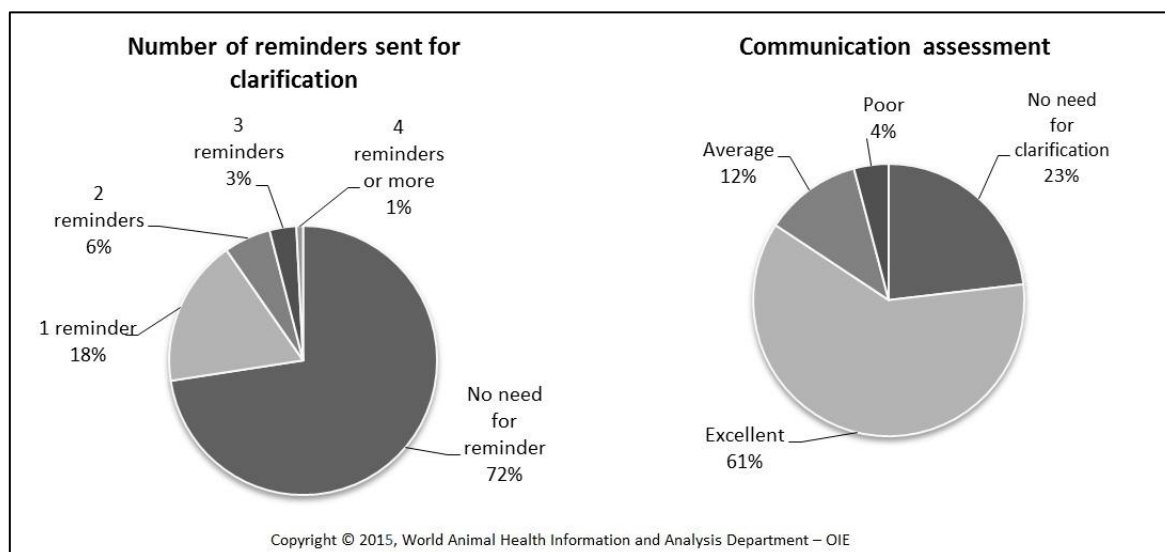


<sup>40</sup> Before 2006, infection with *Perkinsus olseni* was included in the OIE-Listed disease “Infection with *Perkinsus olseni/atlanticus*”

<sup>41</sup> Manual of Diagnostic Tests for Aquatic Animals 2015, Chapter 2.4.6, Infection with *Perkinsus olseni*, [http://www.oie.int/fileadmin/Home/eng/Health\\_standards/aahm/current/2.4.06\\_P\\_OLSENI.pdf](http://www.oie.int/fileadmin/Home/eng/Health_standards/aahm/current/2.4.06_P_OLSENI.pdf)

244. As of August 2014, *Perkinsus olseni* was known to occur in wild populations of the bivalves *Austrovenus stutchburyi* (Veneridae), *Macomona liliana* (Tellinidae), *Barbatia novaezealandiae* (Arcidae), and *Paphies australis* (Mesodesmatidae), as well as in farmed and wild populations of *Haliotis iris* (Haliotidae) in the North Island of New Zealand, as indicated by the country in its reports. However, the country notified the OIE of an occurrence of infection with *Perkinsus olseni* in a new host species, detected in August 2014. The national animal health laboratory confirmed the presence of the protozoan parasite in an aquaculture facility raising New Zealand green lipped mussels (*Perna canaliculus*), which had suspected the disease based on histopathological findings during routine health monitoring. In November 2014, the occurrence of infection with *Perkinsus olseni* in another new host species was detected in the country. An investigation identified an incidental finding of the protozoan parasite in New Zealand scallops (*Pecten Novaezealandiae*).
245. Australia also notified the OIE of an occurrence of infection with *Perkinsus olseni* in a new host species, detected in April 2015 in the south of the country. Specimens of flat oyster (*Ostrea angasi*) were examined by histology as part of annual surveillance and this finding was considered incidental, with no further action being taken.
246. The OIE informs its Members that such findings should be reported to the OIE through immediate notification, as per Article 1.1.3. of the *Aquatic Code*. Chapter 1.5. describes the criteria for listing species as susceptible to a specific pathogen, and may provide guidance for this notification.
4. **Communication issues between Members of the Regional Commission and the OIE World Animal Health Information and Analysis Department and recent improvements**
247. Proper communication between Members and the WAHIAD is essential. Indeed, all notification reports undergo a verification process before validation and publication and, if clarifications are needed, the Department contacts the reporting country before validation. In the case of six-monthly reports or annual reports, if the Department does not receive any answer within three weeks after sending the first email for clarification, reminders are sent every three weeks.
248. Therefore, it is essential that, at that critical step of the reporting procedure, both the OIE and Members' Delegates and Focal Points should ensure optimal communication, with only the shortest possible delays in response. This ensures data accuracy and timely publication of animal health information.
249. As of 24 August 2015, 124 six-monthly and annual reports received from Members of the Regional Commission had been validated for the year 2014 and the first semester 2015. For each report, the number of reminders for clarification sent by the WAHIAD was calculated, and the communication was assessed. The results are presented in Figure 21.

**Figure 21: Number of reminders for clarification sent by the OIE World Animal Health Information and Analysis Department, and communication assessment prior to validation of the six-monthly and annual reports sent by Members in the Regional Commission for 2014, and first semester 2015, as of 24 August 2015**



250. The left panel of Figure 21 shows that reminders were needed for only 28% of the reports validated. The remaining 72% were reports of good quality for which clarification was not needed or reports submitted by Members which provided answers to all the questions raised by the Department within three weeks. One reminder was sent for 18% of the reports, two reminders were sent for 6%, three reminders for 3% and four reminders or more for 1% of the reports. The right panel of Figure 21 shows that clarifications were needed for 67% of the reports validated. The remaining 23% were reports of very good quality for which clarification was not needed. Communication with Members was assessed as excellent for 61% of the reports, average for 12% of the reports and poor for 4% of the reports.
251. These results show that although communication had been satisfying for the majority of the reports submitted by Members of the Regional Commission this period and validated by the Department, communication issues are still a concern for some specific reports. However, preliminary indications for reports received for 2015 show improvement in the quality of reports, attesting that the communication strategy and training on national focal points implemented by the Department is bearing fruit.
252. As of 24 August 2015, 46 six-monthly and annual reports from Members of the Regional Commission were still pending for validation, since no answer had been received from the countries after several reminders. These situations are problematic and induce lower accuracy and poor timeliness of information.
253. The WAHIAD and OIE Members face several obstacles for proper communication. Some Focal Points may have insufficient languages proficiency to communicate with the WAHIAD using an official OIE language. Moreover, the time difference between the OIE Headquarters and OIE Members (from one hour to nine hours for Asia, the Far East and Oceania) can make direct communication difficult.

254. Therefore, the OIE encourages Members to nominate Focal Points for Animal Disease Notification to the OIE with the appropriate technical and language skills who can facilitate communication with the WAHIAD. For its part, the Department has implemented several changes in 2014 and 2015 with the objective of clarifying requirements and facilitating communication, including the revision of notification procedures and assigning of a specific staff Member to follow-up on notification issues for each Member.
255. Moreover, as presented during the last General Session in May 2015, a questionnaire is about to be circulated to all National Focal Points entering data into WAHIS in order to evaluate their level of satisfaction with using WAHIS, identify the main challenges experienced during the notification process and gather suggestions for improving the notification process and system functionality in the future.
256. Finally, Delegates are encouraged to comply with their notification obligations as per stated in the article 5.1.4 of the *Terrestrial Animal Health Code* regarding the “*Responsibilities in case of an incident related to importation*”. There is an obligation for the Veterinary Authority of the exporting country to notify the importing country in order to allow the corresponding epidemiological investigations to be done.

### Discussion

257. Referring to the comparison of the spread of avian influenza in backyard and farms, a representative of People’s Republic of China asked how the distances between outbreaks were obtained.
258. Dr Cáceres explained that this was calculated based on the distance between the first reported outbreak in the initial notification and the subsequent ones as per provided by the Member Countries in the follow-up reports. She added that further details on the methodology used in the analyses were provided in the full report included in the Working Document of the Conference.
259. The OIE Delegate of Cambodia sought clarification regarding the reported PPR status of Cambodia, which to his knowledge is not present but appeared to have been misrepresented in one of the maps presented.
260. Dr Cáceres confirmed that there was an inadvertent error in the preparation of the map and further confirmed that it would be immediately rectified accordingly.
261. Regarding the analysis of the avian influenza situation in the region, the Delegate of Chinese Taipei asked clarifications regarding how the infected premises were classified as either backyard or farm.
262. Dr Cáceres clarified that the classification was based on the information reported by the Member Countries in their reports where they are asked to provide information on the type of unit involved in the outbreaks.
263. The Delegate of New Zealand requested comments from People’s Republic of China regarding the epidemiological situation of PPR in this country, which from the report provided by Dr Cáceres, appears to have shown a marked increase in 2014.
264. A representative of People’s Republic of China explained that the spread of the more recent PPR in 2013 was found to be strongly linked to animal movement within China. Movement control was thus crucial in containing and addressing the outbreaks, along with systematic surveillance, identification of risk points, and vaccination. She added that the situation has improved since, with only limited sporadic outbreaks seen in 2015.

265. The Delegate of New Zealand offered congratulations to China for its transparency and effective response to PPR.
266. A discussion on the reporting mechanisms for aquatic animal diseases ensued following a clarification sought by the OIE Delegates of Maldives and reiterated by Mongolia, regarding the use of Excel files to send aquatic animal diseases information compared to terrestrial animal diseases for which the existing WAHIS platform is used.
267. Dr Cáceres clarified that the OIE indeed strongly encourages the use of the WAHIS platform for disease reporting. She reiterated that WAHIS is the only worldwide system for animal disease reporting, including for aquatic animal diseases. Regarding aquatic animal diseases, she further added that the situation was particular in this region as there seems to be a misunderstanding and confusion due to the fact that a regional system (NACA) also exists in addition to WAHIS. Although there are future plans to link both platforms, this is currently not possible, and thus, for now, parallel reporting to NACA and WAHIS through their respective platforms was necessary. She further underscored the country responsibility to enter timely updates to WAHIS. She also offered technical assistance to countries that may be facing challenges or difficulties in entering information to the platform.
268. The representative of NACA went on suggesting that countries with only National Coordinators for NACA and no OIE National Focal Point for Aquatic Animals, the OIE Delegates could share their password or coordinate with the National Coordinators to streamline reporting.
269. Dr Cáceres further explained that, while the OIE Delegates, upon their nomination, receive one login password, they can actually create other passwords to their different Focal Points or relevant officials as they see fit. She further confirmed the Delegates the strong commitment of the OIE World Animal Health Information and Analysis Department in providing advice and address any issue related to their official animal disease notifications to the OIE.
270. A representative of Singapore sought advice regarding the control of wildlife which was a possible source for rabies. He explained that Singapore was developing its rabies contingency plan and that for human, wildlife interaction was becoming more frequent.
271. Dr Cáceres cited the experience of Chinese Taipei which, in 2013, first detected rabies in wildlife. Several other confirmed cases were further detected since.
272. The Delegate of Chinese Taipei added that, following the first detection of rabies in a ferret badger in 2013, surveillance in wild animals led to finding 485 cases in ferret badgers and 5 cases of gem-faced civet as of August 2015. This also resulted to intensified rabies vaccination (dogs and cats) in the countryside to prevent transmission into domestic animal population. Retrospective studies also show that rabies virus can be traced in stored samples from several years back indicating that although the detection is recent; its presence could have been long-standing. Therefore, the Delegate of Chinese Taipei emphasised the importance of surveillance in wild animals to control rabies.

**Veterinary Education in the Region**  
**Approaches to the implementation of OIE Guidelines and recommendations**  
**The example of South-East Asia**

273. The Conference Chairperson, Dr Bolortuya Purevsuren, invited Dr Gardner Murray, OIE Special Adviser, to present an update on veterinary education in the region, including approaches to the implementation of OIE Guidelines and recommendations.
274. Dr Murray started his presentation by saying that it was critical that the veterinary profession contribute to society by supporting the well-being of animals, people, and ecosystems. The nature and incidence of emerging threats reinforced this need. He considered top quality veterinary education and regulation of veterinarians were key to making this happen. Unfortunately, the quality of veterinary education and veterinary regulatory approaches varied considerably and in some situations was virtually non-existent.
275. He then noted that the OIE had sought to address this issue by organising three Global Veterinary Education Conferences – in France (Paris, 2009, Lyon 2011) and in Brazil (Foz de Iguazu 2013). Dr Murray explained that the thrust of the Conference recommendations had been to develop and implement a core curriculum model with key competencies to support the performance of national Veterinary Services (VS), support training for veterinarians and veterinary para-professionals, implement standards for Veterinary Statutory Bodies (VSBs), and facilitate regional and sub-regional integration of educational systems.
276. He also mentioned that the OIE Sub-Regional Representation for South-East Asia (SRR SEA) funded in the main by Australian Aid and also supported by other financial partners, had, since 2010, put considerable effort into supporting the implementation of OIE standards and guidelines. The focus of activities had been on Veterinary Education Establishments (VEEs), VSBs, Twinning projects, collaboration and support, and general awareness of the OIE, its role and functions. He emphasised that the approach taken had been one of cooperation and collaboration with VEEs, VSBs, VS, the South-East Asia Veterinary Schools Association (SEAVSA), the Federation of Asian Veterinary Associations (FAVA), National Veterinary Associations/Councils, ASEAN, and other organisations with an interest in supporting veterinary education, such as the European Union (EU) and the Asian Development Bank (ADB).
277. Dr Murray reported on the different activities carried out, which had included Workshops on Day 1 competencies (Competencies of graduating Veterinarians) and VSBs, often in association with SEAVSA meetings, as well as seminars on veterinary standards across all countries in South-East Asia. He stated that veterinary education initiatives had included supporting curriculum development at the National University of Laos (NUL) and the Royal University of Agriculture (RUA) in Cambodia, and facilitating partnership arrangements such as that between the RUA, Chulalongkorn University Thailand, and Los Banos in the Philippines. He also noted that funding had been provided to support the establishment of a VSB in Vietnam and a well-developed Twinning project funded by the United States of America was now in place between Chiang Mai University Thailand and the University of Minnesota (United States of America) and that a Twinning project between Nong Lam University in Vietnam and the University of Queensland (Australia) had commenced.

278. Dr Murray reported that OIE Day 1 competencies' training was well advanced in a number of VEEs in Indonesia, the Philippines, Malaysia, Thailand and Vietnam and indicated that there was widespread acknowledgement that this is a key issue in the Region. He noted that Los Banos in the Philippines was modernising its curriculum, the University of Putra (Malaysia) was seeking accreditation from the Australasian Veterinary Board Council, and Thailand was planning to give 2015 graduates licensing examinations. Furthermore, he added that RUA (Cambodia), NUL (Laos) and the University of Veterinary Science (Myanmar) had moved to a Doctorate in Veterinary Medicine Programme and RUA had been accepted as a Member of SEAVSA.
279. Dr Murray said that work was continuing on providing advice on OIE VSB Standards. A survey of 32 countries in the region revealed that 23 had a VSB or an equivalent accreditation body and six had no VSBs; three countries did not respond. He reported that SRR SEA was working with ASEAN and other authorities on mutual recognition for veterinary professionals, an issue that will assume greater importance given the establishment of the ASEAN Economic Community in 2015.
280. Dr Murray concluded by acknowledging that good progress had been made and a solid foundation established for the implementation of OIE standards in South-East Asia. He noted that the recommendations of the Foz de Iguazu Conference were being successfully implemented; however, there was still a long way to go. Finally, he mentioned that as Australian funding to the OIE SRR SEA may finish in June 2016, the OIE would evaluate its facilitative work and provide advice and recommendations to the OIE and key partners on options for a sustainable future for veterinary education and related activities in the Sub-Region.

### **Discussion**

281. Several Delegates shared the experiences of their countries regarding Veterinary Education as follows:
- New Zealand: VEE Twinning project between Massey University and Sri Lanka;
  - Nepal: increase of Veterinary Schools supporting better delivery of veterinary education in the country;
  - Indonesia: introduction of the OIE 1-Day Graduates competencies in the veterinary curricula;
  - Bangladesh: VEE Twinning project, supported by the OIE, between Bangladesh and the USA.
282. The Delegate of Philippines commended the OIE for its activities relating to the modernisation of Veterinary Education in Philippines as well as the support provided to other programmes such as rabies.
283. The Delegate of New Zealand inquired regarding the progress made on the database on Veterinary Education Establishments initiated by the OIE as per a recommendation of the Global Conference on Veterinary Education and the Role of Veterinary Statutory Bodies held in Brazil in 2013.
284. Dr Tomoko Ishibashi indicated that so far approximately 123 countries had provided information with almost 430 VEEs reported. She informed that the OIE was still in the process of analysing the data, which still needed to be validated by the OIE Delegates once published on the Delegate website.

285. Dr Bernard Vallat noted that the level of response to the questionnaire was disappointing probably due to a difficulty in answering some questions such as the level of accreditation of each VEE. Reiterating the paramount importance of Veterinary Education, he encouraged Delegates to make an effort to submit the information, at least the list of veterinary education establishment without more information. He then confirmed the intent of the OIE to publish the list of VEEs and their location before the end of the year. Dr Vallat also commented on the recommendations from Brazil conference related to VEE Twinning and the need for more funding for this programme. Finally, he reminded participants about the Global Conference on Veterinary Education to be held in June 2016, as per previously announced by Thailand.
286. The Representative of SAARC inquired whether or not it was a goal to promote curricular harmonisation of veterinary education across different regions. He pointed out that the feasibility of such an endeavour might be difficult considering the varying academic standards and resource disparities between countries.
287. Dr Vallat commented that the OIE approach was to provide deans of VEEs with recommendations on the Day-1 Graduates Competencies, but the intent was not to promote a global curriculum. However, the OIE understands that curricular developments need to be based on local circumstances. He confirmed that the objective of the OIE was to be sure that the list of critical Day-1 Graduates Competencies be always incorporated in the curriculum because this reflects the public good nature of veterinarians' activities, but other items of national interest can be added.
288. The representative of NACA reminded the issue relating to the lack of veterinarians specialised in aquaculture in the Veterinary Services and the lack of relevant courses in veterinary curricula. He mentioned the example of Philippines where VEEs were trying to include more aquatic courses into the curricula. He encouraged other countries to follow this approach.
289. A Representative of Thailand agreed with the representative of NACA regarding the need for having more veterinarians specialised in aquatic animal health. He also suggested that NACA promote the use of PVS Evaluation of Aquatic Animal Health Services in its Member States. The representative of NACA indicated that they were, in fact, already doing that.
290. The Conference Chairperson concluded the discussion by summarising how Mongolia had been working on applying the OIE Day-1 Graduates Competencies with the support of the Swiss Development Agency and Japan International Cooperation Agency. The objective being to develop a new curriculum by 2015.

**One Health concept: OIE approach and collaboration with WHO and FAO  
including on rabies and avian influenza control and  
new disease naming. Preparation of IHR/PVS National Seminars**

291. The Conference chairperson, Dr Bolortuya Purevsuren, invited Dr Stéphane De La Rocque, OIE Animal Health Specialist, to deliver a presentation on the OIE approach to the "One Health" concept and collaboration with FAO and WHO, including on rabies control, influenza control and disease naming.
292. Dr De La Rocque started his presentation by mentioning that experience gathered from the pandemic influenza crisis and other similar emergencies of major zoonotic infectious diseases had confirmed that collaboration between human and animal health systems was crucial to effectively manage their potential global spread.



293. He emphasised that human and animal health systems needed to be robust and have sufficient capacities to ensure global health safety. He explained that, in order to be effective, they needed to work in close partnership to address common issues regarding early detection, assessment and rapid response, whilst respecting international standards.
294. Dr De La Rocque stated that the OIE and WHO were the intergovernmental organisations mandated to improve animal health and human health, respectively, on a global scale; they assisted countries with strengthening their capacities and improving their compliance under the normative frameworks of the international standards described in the OIE *Terrestrial Animal Health Code* and *Aquatic Animal Health Code* and the WHO International Health Regulations (IHR, 2005).
295. He then explained that the use of these normative frameworks had provided opportunities to engage human and animal health systems in a constructive and operations-oriented dialogue, exploring ways to improve their coordination. Stemming from this, significant results had recently been obtained and were in line with good governance principles. He indicated that to support countries in improving their governance systems, the OIE and WHO had developed complementary tools to assess national capacities and to analyse gaps in their compliance with OIE international standards and the IHR (2005).
296. Dr De La Rocque stated that the OIE and WHO had also conducted, with the support of the World Bank, an in-depth analysis of the differences and synergies between the frameworks and tools used in the two sectors. Joint WHO IHR/OIE PVS Pathway national bridging workshops offered a structured approach to help countries identify strengths and weaknesses and accordingly define concerted corrective measures and strategic investments. He noted that pilot workshops had demonstrated their relevance in helping countries to define national strategies targeting capacity building at the human–animal health interface and had led to the publication of a guide entitled “OIE WHO Operational framework for Good governance at the human–animal interface: Bridging WHO and OIE Tools for the assessment of national capacities”. Dr De La Rocque indicated that this approach was now being proposed as part of programmes undertaken by the OIE and WHO and several countries had already requested such workshops for the coming months. It would contribute to globally promoting the importance of a One Health approach, while accelerating progress towards Global Health Security.
297. Dr De La Rocque explained how this approach could be used to stimulate intersectoral collaboration for the implementation of disease-specific programmes, using rabies and avian influenza as case studies.
298. Finally, he described the recently published «Best Practices for the Naming of New Human Infectious Diseases» developed by WHO in consultation and collaboration with the OIE and the FAO, with the aim of minimising any unnecessary negative impact of disease names on trade, travel, tourism or animal welfare, and avoiding causing offence to any cultural, social, national, regional, professional or ethnic groups.

### **Discussion**

299. The Delegate of Bangladesh shared the positive experience of his country in coordinating One Health issues highlighting the strong cooperation between the animal and human health sectors, including those of local governments. He added that this cooperation has been particularly efficient for rabies control efforts, which included implementing mass dog vaccination using supplies from the OIE Rabies Vaccine Bank.
300. Dr De La Rocque added that indeed, such coordination may be seen at different levels and will benefit from the engagement of various stakeholders including the community.

301. The Delegate of Bhutan requested information as to how the reference materials mentioned may be accessed particularly the Assessment Tool and the Operational Framework.
302. Dr De La Rocque informed that the tools presented are available online, but hard copies may also be delivered to the country upon request.
303. Dr Bernard Vallat concluded the discussion that the OIE was currently looking for resources to provide better support to countries seeking to avail of the IHR/PVS National Seminars. He further advised that if the country be interested to hold this kind of seminars, applications from the Delegate may be sent to the OIE as a first step and then the OIE will indicate the following steps.

### **Outcomes of the PVS Pathway questionnaire Results and perspectives**

304. The Conference Chairperson, Dr Bolortuya Purevsuren, invited Dr François Caya, Head of the OIE Regional Activities Department, to present the preliminary outcomes of the PVS Pathway questionnaire sent to Member Countries earlier this year.
305. Dr Francois Caya, Head of the OIE Regional Activities Department, provided the Regional Commission with an overview of the preliminary results of the analysis of the answers to the questionnaire on OIE Member Countries' experience with the PVS Pathway.
306. Dr Caya first reminded the objective of the questionnaire which was to identify impact, measure satisfaction, and capture success stories related to the PVS Pathway experience of OIE Member Countries. The questionnaire was sent to countries that had received at least one PVS Evaluation mission for which the report was validated. Accordingly, there were 4 groups of countries targeted: countries that had received only a PVS Evaluation mission, countries that had received a PVS Evaluation and a PVS gap Analysis missions, countries that had received a PVS Evaluation and a Veterinary Legislation Identification missions, and countries that had received a PVS Evaluation, a PVS Gap Analysis, and a Veterinary Legislation Identification missions. In this context, a total of 119 countries received the questionnaire, twenty (20) of which were from the OIE Regional Commission for Asia, the Far East, and Oceania. He indicated that the survey was performed from 23 February to 21 July, 2015.
307. He indicated that the global response rate to the questionnaire was 84%. He thanked the countries of the Asia, Far East, and Oceania Region which responded at a rate of 95%, the vast majority of questionnaires being responded by the Delegates himself with some support from national Focal Points.
308. Dr Caya then listed the eighteen (18) potential outcomes of a PVS Evaluation and PVS Gap Analysis missions evaluated through the questionnaire and the scoring system established for evaluating them. He went on providing the list of the top improvements resulting from PVS Evaluation missions and PVS Gap Analysis missions according to the answer from the countries involved in the Region. He indicated that the improvements resulting were apparently quite similar for both steps of the PVS Pathway and more in depth analysis would be necessary to better discriminate any difference.
309. Regarding the distribution of the PVS Pathway mission reports by Member Countries, Dr Caya indicated that, for both PVS Evaluation and PVS Gap Analysis, the sharing of the reports was remaining quite limited to staff within the Veterinary Authority, namely senior officials of the Ministry, persons having participated to the mission, and OIE Focal Points.

310. Regarding suggestions for improving the OIE PVS Pathway, Dr Caya indicated that Member Countries appeared to be quite interested in getting trained in the use of PVS Pathway tools. The nomination of a national PVS Pathway contact person was identified by Member Countries as an interesting next step that could help Member Countries to better take ownership of PVS Pathway missions' outcomes. The possibility of translating reports in local languages was also selected by respondents as a useful tool for effective dissemination of reports. Some countries provided precise suggestions and proposed that the OIE provide more support in the following fields:
- Strategic planning;
  - Bridging WHO IHR Monitoring Framework and OIE PVS Pathway outcomes; and
  - Approach to the assessment of lower jurisdictional levels.
311. Dr Caya then went on providing some concrete examples of success stories reported by Member Countries. He explained that these success stories well illustrated the overall level of satisfaction of OIE Member Countries with the PVS Pathway. Indeed, 98% of Member Countries involved in the PVS Pathway described their overall experience from good to excellent.
312. With regards to the likelihood for requesting, in the future, other PVS Pathway services, the Member Countries of the Region top ranked the following types of missions:
- PVS Pathway Laboratory
  - PVS Evaluation Follow-up
  - Veterinary Legislation Identification
  - Laboratory Twinning
  - Veterinary Education Establishment Twinning
  - PVS Evaluation of Aquatic Animal Health Services
313. In conclusion, Dr Caya explained that the results presented needed further in depth analysis in order to better understand the experience of OIE Member Countries with the PVS Pathway. Once the analysis completed, the results will be shared with the OIE Member Countries through a publication in the OIE Bulletin and, most likely, through a short presentation at the next General Session of the World Assembly of Delegates. The results will also be shared with the OIE donors during the next meeting of the Advisory Committee of the World Animal Health and Welfare Fund. Finally, he indicated that the results of this survey would be used to improve the PVS Pathway to ensure this important OIE programme continue fulfilling the expectations of OIE Member Countries.

### **Discussion**

314. Dr Ingo Ernst, making reference to the results of the Technical Item 1 where 12 countries indicated their interest in undertaking a PVS Aquatic Mission, inquired if the OIE would be able to process these missions on a timely manner, should the countries proceed with the request.
315. After providing relevant information regarding the factors to be taken into account in the organisation of PVS Pathway missions, and more specifically PVS Evaluation of Aquatic Animal Health Services, Dr Caya replied that he would be confident the OIE could proceed with implementing the missions.
316. Dr Vallat commented that he was confident the OIE could fulfil this demand and would train more aquatic experts should it be necessary.

317. Making reference to the IHR Monitoring Framework where countries nominate a contact person, a Representative of Thailand suggested the OIE to consider giving the possibility for the Delegates to nominate 'National Focal Point for the PVS Pathway'. He also suggested that this person might also liaise with the OIE National Focal Point for Communication.
318. Dr Vallat indicated that the concept of Focal Point was a political issue. He explained the current OIE policy where the Delegate is still considered as the best contact person for ensuring communication related to the PVS Pathway, including following-up on recommendations found in mission's report. According to the diversity of follow up activities and missions derived from the PVS Pathway, a single focal point for PVS Pathway would not be the optimal solution.
319. The Delegate of New Zealand explained that, from the perspective of a donor and an OIE Twinning Project partner, it was interesting to get access to PVS Pathway reports. He wondered why Member Countries appeared to be reluctant in sharing such reports.
320. Dr Francois Caya indicated that the OIE is always promoting the sharing of these reports and summarised all the routes that countries may use to do so. However, he also agreed with the Delegate of New Zealand that it would be at the advantage of the countries to better disseminate PVS Pathway reports outside of their Veterinary Services. However, the number of countries asking full confidentiality of the report is very low.
321. Dr Bernard Vallat complemented Dr Caya's comments by reminding OIE Delegates that they can ask the OIE to send PVS Pathway reports, through diplomatic channels, to the ministry or ministries of his/her choice, including Ministry of Finance.

### **Presentations by international and regional organisations**

#### **World Bank**

322. Dr Stephane Forman, the World Bank representative for Asia, started by recalling the role that livestock and Animal Health play to achieve the World Bank twin goals of eradicating poverty and boosting shared prosperity. He presented the World Bank Livestock Sector Global Agenda for Action under finalization, where Health is one of the 3 pillars, together with Environment and Equity.
323. However, he highlighted that this should materialize more in World Bank operations and investments. Worldwide, and following the 2008 World development Report on Agriculture, investments by the World Bank in agriculture more than doubled, from less than US\$2 billion in 2007 and 2008 to between US\$3 to 5 billion yearly from 2009 to 2014. Unfortunately livestock investments did not follow the same trend and only increased slightly worldwide.
324. Asia/Pacific in particular is one of the region where World Bank investments in livestock production and animal health could be consolidated, given the importance of this sector for some national economies, but also the potential negative impact of purely privately-led livestock development on public health or environment. Two examples of WB support in these sectors (Vietnam and Mongolia) were presented.
325. The World Bank representative reminded the participants that the WB recognizes the OIE PVS pathway as the only pre-operational tool to invest in strengthening the Veterinary Services and that the efforts by the CVOs and Ministries in charge of livestock to convince decisions-makers, including Ministries of Finance, to invest more in Veterinary Services governance improvement using the OIE PVS pathway should further continue.

326. The World Bank representative ended his presentation in underlining what the WB has done recently to re-engage into pastoral areas development and congratulated the Government of Mongolia and OIE for the initiative of organizing a Global Conference on this subject in 2016. He ensured the participants of the WB support to this coming event.

### **Discussion**

327. Dr Bolortuya Purevsuren, Chairperson of the Conference, inquired whether the World Bank would be in a position to provide support to the organisation of the Conference on Pastoralism proposed to be held in Mongolia.
328. Dr Forman explained that, at this stage, direct support could not be made yet and it would still need to be further discussed. However, he confirmed that the World Bank could support the attendance of a number of relevant participants from countries of Africa involved in pastoralism projects supported by the Bank.
329. Noting that the World Bank highlighted that it is now placing importance on the outputs of PVS Pathway missions of the countries in planning countries projects, a representative of Mongolia asked how many countries the World Bank has so far invested based on PVS Pathway findings.
330. Providing some examples, Dr Forman reiterated that indeed, the PVS Pathway became a priority tool being utilised by the livestock team of the World Bank when preparing all country projects dealing with animal health worldwide.

### **European Commission (EC)**

331. Dr Moritz Klemm, veterinary officer of the European Commission responsible for relations with the OIE, highlighted the recent and ongoing activities under the European Union – DG SANTE programme Better Training for Safer Food (BTSF) in the region. He explained that the “BTSF World” programme (2013-2016) included animal health and welfare, as well as food safety and plant health activities benefitting government officials in several Asian countries. He added that the programme also included various regional workshops and sustained training missions, with the overall objective to strengthen capacities of Veterinary Services and their understanding of EU legislation in this field, thereby contributing to safe trade and enhancing cooperation in the sanitary and phytosanitary (SPS) field.
332. Finally, Dr Klemm explained that the "BTSF ISSB" programme (2014-2015) has provided training to government officials from various countries neighbouring the EU on Codex, OIE and IPPC standard setting process, and would likely be extended to cover more countries and regions in 2016 and 2017.

### **Discussion**

333. A representative of Thailand inquired regarding the process for getting access to technical support from European Commission.
334. Dr Klemm explained that while under other circumstances they would encourage contacting the EU Delegation within the country, for the particular initiative presented, countries are encouraged to directly contact the DG SANTE.
335. The representative of New Caledonia also informed the Conference that a training on fish products and aquatic animal products organised under BTSF would soon take place in her country.

### **Network of Aquaculture Centres in Asia-Pacific (NACA)**

336. Dr Eduardo Leñaño, representative of the Network of Aquaculture Centres in Asia-Pacific (NACA), explained that the Asia Regional Aquatic Animal Health Programme of NACA aimed to improve regional cooperation to reduce risks of aquatic animal disease impacting on livelihoods of aquaculture farmers, national economies, trade, and human health.
337. Dr Leñaño stated that the Asia Regional Aquatic Animal Health Programme was the longest running programme of NACA and was considered its flagship programme. He added that the programme worked closely with international, regional and national organisations, including the OIE, in the implementation of aquatic animal health (AAH) management activities in the region.
338. Dr Leñaño mentioned that the OIE (Headquarters and RR-AP) had been a long-term partner of NACA in some of the key AAH activities in the Asia-Pacific region, one of these being its membership of NACA's Asia Regional Advisory Group on AAH, which was established to provide advice to NACA members on AAH management. He explained that the Advisory Group meets annually to discuss topics including the status of aquatic animal diseases in the region, important and current issues on AAH, and revision of the disease list. He added that NACA was also collaborating with the OIE on Quarterly Aquatic Animal Disease (QAAD) reporting in Asia-Pacific, a system in operation since 1998. He pointed out that the QAAD reporting system had become a useful mechanism for recognising emerging disease problems in the region, and guided participating countries in revising their national list of reportable diseases. Furthermore, NACA also partnered the OIE in organising important workshops, especially for National Focal Points for Aquatic Animals, on AAH management and other related issues, including transboundary movement, food safety, and seafood trade.

### **South Asian Association for Regional Cooperation (SAARC)**

339. Mr MJH Javed, representative of the South Asian Association for Regional Cooperation (SAARC), delivered a presentation on zoonotic disease control in the SAARC region.
340. He started by commenting that highly pathogenic avian influenza (H5N1) in 2003, swine flu in 2008 and anthrax in 2010 had shown the gaps and deficiencies in planning and response to health emergencies in the health care systems not only of SAARC countries but in a global context as well. He stated that these frequent outbreaks called for (a) prompt and open reporting of infectious events having potential for worldwide spread; (b) risk communication; and (c) effective multi-sectoral collaboration and partnerships.
341. He explained that Veterinary Public Health Services and the zoonotic disease control system were more or less similar in the SAARC countries, government agencies playing the lead role in disease surveillance, reporting and information, disease risk analysis of foods of animal origin, and inspection and certification services. He noted, however, that animals can cross borders through both formal and informal channels.
342. Mr Javed also stated that the South Asian Free Trade Agreement (SAFTA) requires member countries to develop a regulatory framework in conformity with international standards set by WTO, the OIE and the Codex Alimentarius Commission. He pointed out that national contingency plans for livestock disease epidemics and harmonisation of standards for products of animal origin were currently among the regional priorities.
343. He then noted that HPAI, FMD and PPR had been recognised as three transboundary animal diseases to be contained through regional collaboration. He stated that, since 2010, SAARC had been implementing projects to control and eradicate zoonotic diseases with technical support from FAO and financial assistance from the EU and the ADB.

344. He stressed the need to sustain the activities of the Regional Support Unit set up by the FAO with EU funds to fight transboundary animal diseases in South Asia and welcomed any proposal from international organisations in this regard.
345. Mr Javed commented that the “one world one health” concept was yet to be widely practised in the SAARC countries because of low sensitisation at both policy and technical levels. He noted that there was a lack of serious coordination between the human and animal health organisations. Nevertheless, the HPAI project with EU funding was a success.
346. Lastly he informed the Conference that the SAARC-ADB-FAO project to enhance regional food security by combating transboundary animal diseases (TADs) had just been launched. He stated that SAARC was keen to partner the international entities working on the control and elimination of zoonotic diseases.

### **World Animal Protection (WAP)**

347. Dr Natasha Lee, representative of the World Animal Protection (WAP), started her presentation informing that the WAP was a global organisation working in more than 50 countries to create a positive lasting change for animals. Its global strategy focusses on four areas of work: animals in farming, animals in communities, animals in disasters and animals in the wild. In Asia Pacific, farm animal work includes conducting trainings to improve the humane slaughter of pigs and cattle, working with corporates to improve welfare throughout the supply chain, as well as working with governments and intergovernmental agencies such as ASEAN and the OIE to promote good standards. The work of WAP with the other programmes follows similar approaches; to lobby for good policies, educate stakeholders and catalyse sustainable solutions. WAP uses science based recommendations in all its programmes and welcome support from veterinarians, governments and intergovernmental agencies to have a world where animals live free from suffering.

### **Discussion**

348. The Representative of NACA asked Dr Lee whether WAP was considering to also including aquatic animal welfare issue in their programmes. The question was made in the context that the OIE has now included a Chapter on welfare in the Aquatic Animal Health Code.
349. Dr Lee said that, although recognised to be important, animal welfare for aquatic animals does not fall within the four working priority areas of WAP.
350. The Delegate of Bhutan asked clarifications on the similarities and differences of WAP with other organisations working on animal welfare.
351. Dr Lee said that, although there may be areas of work that overlap, WAP is unique in that it focuses on using science-based evidences. The organisation also coordinates and works with high-level authorities such as international organisations like the OIE.
352. The Delegate of the Philippines shared her country experience in working with various NGOs post-Haiyan. She encouraged NGOs to identify their particular advocacies to avoid overlap and maximize the impact.
353. Dr Lee acknowledged the comment and added that, when it comes to support in disaster situation, WAP’s first priority is coordination. As such, in an emergency event, WAP will first connect with the responsible authority before deploying to the targeted site.

354. Dr Bernard Vallat concluded by explaining that the OIE signed an agreement with the World Animal Protection to coordinate the worldwide consortium of NGOs dealing with animal welfare. He also mentioned that the OIE has sent a letter to the OIE Delegates and has worked with WAP in developing a model text with strong reference to OIE Standards to provide support to countries in their national discussions on the Universal Declaration on Animal Welfare promoted by WAP.

### **Food and Agriculture Organization of the United Nations (FAO)**

355. Dr Kachen Wongsathapornchai, representative of the Food and Agriculture Organization of the United Nations, commented on the FAO mandate, namely ensuring food security for all. He referred specifically to animal health in Asia and the Pacific, and mentioned that the mandate was underpinned by a programmatic and thematic approach to capacity development, including epidemiology; laboratory diagnosis; and risk determination and mitigation at all levels. Examples of a systematic approach to epidemiology capacity development included the application of the Epidemiology Mapping Tool for capacity assessment; and institutional and individual capacity building under the Field Epidemiology Training Programme for Veterinarians (FETPV). Diagnostic capacity development encompassed laboratory quality assurance and biosafety, guided by the results of the Laboratory Mapping Tool. Dr Wongsathapornchai stated that policy support for epidemiology and laboratory diagnosis was being advocated through national authorities and regional organisations (ASEAN and SAARC). He concluded by saying that FAO further supported the application of such capacities to help national, regional, and global efforts for animal disease control.

### **Date, venue and technical item with questionnaire for the 30th Conference of the OIE Regional Commission for Asia, the Far East and Oceania**

356. Dr Vallat explained that, as is customary, one of the technical items would include responses by Members of the OIE Regional Commission for Asia, the Far East and Oceania to a questionnaire to be prepared on a specific item. This item would be decided at the next meeting of the OIE Regional Commission, due to take place during the OIE General Session in May 2016. The other item would be on a topical issue to be proposed by the Regional Commission and approved by the said Commission at the OIE General Session preceding the Conference, that is to say in May 2017.
357. Dr Bolortuya Purevsuren, Chairperson of the Conference, invited a proposal from a country willing to host the 30th Conference of the OIE Regional Commission for Asia, the Far East and Oceania.
358. Dr Hirofumi Kugita, OIE Regional Representative for Asia and the Pacific, suggested Malaysia to hold the 30<sup>th</sup> Regional Conference.
359. The Delegate of Malaysia proposed his country to host the next Conference, but needed some time to confirm with his government.
360. Singapore supported the proposal of Malaysia.
361. This preliminary proposal was applauded and adopted unanimously, pending official confirmation in May 2016 during the General Session of the World Assembly of Delegates.



## **Discussions of Recommendations 1 and 2**

362. Dr Vallat reminded the Delegates that the recommendations adopted at the Conference would be presented for endorsement by the World Assembly of Delegates at the General Session in May 2016, making it binding on the OIE to implement these recommendations.
363. Draft Recommendations 1 and 2 on the two technical items were presented to the participants and put forward for discussion. Some amendments were called for in each of the draft recommendations; the amended recommendations will be presented for final adoption at the Friday session.

### **THURSDAY 17 SEPTEMBER 2015**

---

#### **Cultural visit**

364. The participants enjoyed the cultural visit organised by the host country. They expressed their gratitude to the organisers for the warm hospitality and for having shared the Mongolian culture.

### **FRIDAY 18 SEPTEMBER 2015**

---

#### **Adoption of the Final Report and Recommendations**

365. Dr Bernard Vallat, OIE Director General, explained the procedures for adopting the report and recommendations of the Conference. Delegates could submit comments or suggestions for consideration during the Conference itself. Further comments on the report received at the OIE Headquarters by 30 September 2015 would also be taken into consideration. However, the recommendations had to be adopted during the current session and could not be changed subsequently.
366. The report was adopted with some amendments provided by participants.
367. The two recommendations were adopted, with some amendments taking into account participants' suggestions and discussions.

#### **Closing Ceremony**

368. On behalf of the Bureau of the OIE Regional Commission for Asia, the Far East and Oceania, the OIE Headquarters and the Conference participants, Dr Sen Sovann, Vice President of the OIE Regional Commission for Asia, the Far East and Oceania and Delegate of Cambodia, read the traditional motion of thanks dedicated to the host country.
369. The Regional Commission expressed its concern about the earthquake occurred in Chili and conveyed its solidarity to the Veterinary Services, the families, and the OIE Headquarters colleagues from Chili.

370. The Delegate of New Zealand expressed the appreciation and thanks of the Regional Commission to Mongolia for the excellent organisation and the wonderful visit organised for all participants allowing them to enjoy the beautiful landscape of Mongolia as well as its culture and traditions.
371. He then informed that the Core Group met to discuss the recommendations of the RAWs Regional Meeting, held on 29 and 30 July 2015 in Bangkok, Thailand, to consider future requirements and management of the RAWs and which were presented by Dr Gardner Murray during the week. He informed that the recommendations were adopted with minor amendments and that all Delegates of the region will receive the text to allow them to prepare their participation in the Advisory Group. The adopted recommendations are annexed to this report (see appendix 2: Report on the Regional Animal Welfare Strategy (RAWs)).
372. Dr Bernard Vallat, OIE Director General, expressed the gratitude and appreciation to Mongolia on behalf of Dr Bothle Modisane, President of the OIE World Assembly of Delegates, who was obliged to leave the Conference earlier.
373. He declared that the conference was a great success, both at technical and organisational levels. He welcomed the active participation of all the Delegates during the meeting, leading to some lively and productive discussions that would certainly benefit the region.
374. Dr Vallat expressed his deepest gratitude to the Government of Mongolia for all the support provided to the organisation of this important event for the region. He did a especial mention to Dr Bolortuya Purevsuren, Chief Veterinary Officer and OIE Delegate of Mongolia, as well as to her team from the Veterinary and Animal Breeding Agency, for their support and for their participation in the planning of the meeting and the cultural visit that gave to participants the opportunity to appreciate the beautiful and unique landscape and culture of Mongolia. He emphasised that Mongolia had been a gracious host and its people had been kind, friendly and helpful.
375. He then thanked his staff from the OIE Headquarters and from the Regional and Sub Regional Representations for their work and participation in the Conference. He thanked speakers for their great contribution and the interpreters for having facilitated the communication during the whole week.
376. Dr Vallat then referred to the plan of Mongolia to host a Global Conference on Pastoralism next year. He reiterated the support from the OIE to the country in the organisation of such Conference and highlighted that supporting pastoralism was supporting livestock. Having said that, Dr Vallat underlined the necessity to demonstrate that livestock was beneficial for the planet.
377. Finally, Dr Vallat announced that it was the last Conference of the OIE Regional Commission for Asia, the Far East and Oceania that he would be attending as OIE Director General. He said that Asia, the Far East and Oceania was a very active and important region for the OIE and reiterated that the OIE will continue its active work and support in the region.
378. Dr Bolortuya expressed her deepest gratitude to all participants for attending the Conference despite the long flights most of the participants had to take. She conveyed special thanks to Dr Vallat for his presence during the conference. She also thanked participants for the active participation and fruitful discussions during the whole week. She thanked all staff that worked in the preparation of this important event. She did an especial mention to the OIE staff and to her staff who worked in close collaboration during the past months to make this conference a success. She wished all a safe trip back home and hoped that participants enjoyed their stay in Ulaanbaatar.
379. Dr Bolortuya Purevsuren declared the Conference officially ended at 11:00 a.m

**Speeches pronounced during the opening ceremony**

---



**Speech pronounced by Mrs Radnaa Burmaa, Minister of Food and Agriculture of Mongolia,  
on behalf of the Deputy Prime Minister of Mongolia,  
at the occasion of the  
29<sup>th</sup> Conference of the OIE Regional Commission for Asia, the Far East and Oceania  
Ulaanbaatar, Mongolia, 14 - 18 September 2015.**

Dear Dr Bernard Vallat, OIE Director General,  
Honorable delegates and guests from the Asia-Pacific Region,  
Ladies and Gentlemen,

I would like to extend my sincere gratitude to all the distinguished guests and delegates for participating in the 29<sup>th</sup> Asia-Pacific regional conference of the OIE which is being organized in Mongolia for the first time. Welcome to Mongolia.

The Asia-Pacific region, which is home for two third of the population, is the leader in the world in terms of the increasing number of population and high economic and trade growth. The FAO has highlighted that in recent years, there have been some progress in the development of food supply, agricultural production and poverty reduction. As for Mongolia, we also have been drawing our attention on our development of agriculture, in particular, animal husbandry and food security development.

Mongolia has long time experience in practicing nomadic animal husbandry and protecting animals from sudden threats and diseases through traditional healing techniques. Since 1923, science based veterinary service has been introduced in Mongolia. Since the membership in the OIE in 1989, Mongolia has been working to adopt international standards in disease control, prevention and response.

The mission of the OIE worked in Mongolia in 2007, 2010 and 2012 by the request of Mongolian government to assess the veterinary sector and its legislative environment. The government of Mongolia is very grateful for the recommendations and reports by the missions because these documents are crucial in defining the current situation in Mongolia and the future prospect and strategies.

In order to comply with the recommendations given by the OIE experts, the Government of Mongolia has drafted the law on animal health in July in 2015 to pass by the parliament. Once the law is passed, it is going to be a key step to strengthen the legislative environment of veterinary sector and to fulfil the objectives of upgrading veterinary structures and services in accordance with international standards.

Mongolia has large potential to be self-sufficient in animal products as well as to export organic food products to the international market. Therefore, veterinary is important in Mongolia to complying with standards of trading countries and thus expanding trade volume. Moreover, I would like to emphasize the importance of cooperation between countries with nomadic herding system.

Nomadic herding is unique culture which has been practiced in Mongolia for millions of years. Animals are the renewable source of capital, a base of economic development and livelihood of herders. Therefore, we face a unique challenge to comply our nomadic system with the international standards and norms imposed by the OIE.

The Government of Mongolia prioritizes an elimination of non-tariff barriers for export of animal products through certifying the Western part of Mongolia as an animal disease free zone by the OIE.

Therefore, the Government is willing to accept any recommendation given by the OIE and the regional conference in order to meet international standards and requirements as we always do.

Distinguished guests,

I hope that this regional meeting is going to discuss a range of key issues and raise constructive solutions to animal health problems in the region. Also, I believe that the meeting will contribute greatly to develop the cooperation priorities among the regional countries.

Thank you again for all delegates and wishing all the best with the meeting.

**Speech pronounced by Dr Bernard Vallat, Director General of the OIE,  
at the occasion of the  
29th Conference of the OIE Regional Commission for Asia, the Far East and Oceania  
Ulaanbaatar, Mongolia, 14 - 18 September 2015**

Honourable Minister of Food and Agriculture of Mongolia,  
Delegate of Mongolia to the OIE,  
Mongolian Colleagues,  
President of the World Assembly of Delegates of the OIE,  
President of the OIE Regional Commission for Asia, the Far East and Oceania,  
Members of the Bureau of the OIE Regional Commission for Asia, the Far East and Oceania,  
Delegates of Members of Asia, the Far East and Oceania region,  
Representatives of international, regional and national organisations,  
OIE Regional Representative for Asia and the Pacific,  
OIE Sub-Regional Representative for South-East Asia,  
Distinguished guests,

We are extremely grateful to the Mongolian government for having kindly agreed to host the 29th Conference of the OIE Regional Commission for Asia, the Far East and Oceania, and for inviting us to Ulaanbaatar, the capital of one of the most beautiful and hospitable countries in the world.

I would like to express my deepest gratitude to the President and the Prime Minister of Mongolia, to the Minister of Food and Agriculture of Mongolia, to Dr Bolortuya Purevsuren, Delegate of Mongolia to the OIE and Deputy Director of the Veterinary and Animal Breeding Agency, to all our colleagues from the Veterinary and Animal Breeding Agency, to the regional and local authorities, and to the OIE staff and our Regional and Sub-Regional Representatives for all the effort they have devoted to ensuring the success of this Conference.

Since its foundation, the OIE has been working to establish animal health standards, primarily to improve disease control and prevention methods while facilitating and regulating safe trade in animals and animal products between countries.

Over the past decade, the OIE has expanded its mandate to include the promotion of the importance of Veterinary Services activities, food safety of animal products, and animal welfare. The OIE also strives to assist Members with complying with international standards on governance by offering them ongoing support through the OIE PVS Pathway.

To ensure the implementation of its mandate, the OIE has established strong alliances not only with its Members, but also with international governmental agencies such as the FAO and WHO, other international and regional organisations, the community of international donors supporting animal health programmes, such as the European Union and the World Bank, and Agencies from Members, and the private sector, such as the Bill & Melinda Gates Foundation.

Yesterday, with the financial support of the Bill & Melinda Gates Foundation, we held a Regional Seminar on the development of public-private partnerships to support Veterinary Services. The seminar provided the opportunity for fruitful discussions about OIE intergovernmental standards on the quality and responsibilities of the Veterinary Services and the importance of improving the relationship between the official Veterinary Services and the private sector for prevention and control of animal diseases.

Engagement in public-private-partnerships can be extremely useful for the Veterinary Services in helping them to implement their regulatory responsibilities in the veterinary domain. A positive example of this engagement is the public-private partnership formed between the OIE, the FEI and the IFHA to develop the “high health, high performance horse (HHP)” concept for international competitions.

The OIE Global Programme for strengthening Veterinary Services, mainly based on the OIE PVS Tool for the evaluation of performance of Veterinary Services, has advanced significantly and has largely passed the symbolic number of 130 OIE Members involved in the process. We are very pleased to highlight the recent involvement of developed countries of this region such as Australia and Japan in the OIE PVS Pathway. This involvement testifies that the OIE PVS Pathway is the only global programme that can ensure the sustainable improvement of Member's compliance with OIE standards. This is now considered as a global model by several international organisations and agencies.

Great progress has also been made in the control of transboundary animal diseases, particularly regarding the provisions of the OIE Terrestrial Animal Health Code for the OIE's endorsement of official national Control Programmes for FMD and PPR. A recent example of success in transboundary animal disease control in OIE Members was the recent FMD outbreak reported in Mongolia which was controlled within 21 days.

I recommend all countries to apply for their national control programmes to be endorsed by the World Assembly of Delegates as it was the case for China and India this year.

Regarding animal welfare, it is also important to mention the progress made by the Region thanks to the development of a Regional Animal Welfare Strategy for Asia, the Far East and Oceania. This strategy has even served as a model for other OIE regions, demonstrating the leadership of this Region on this topic.

It would not have been possible to progress towards achieving the ambitious objectives of the previous Fifth Strategic Plan without the support of our donors. I would like to express my thanks to all the donors that have contributed to the OIE's work within the region, mainly through the OIE World Animal Health and Welfare Fund, including those supporting activities related to Global Programmes, as well as those funding specific projects for the region or sub-region such as Australia, Japan, China, Republic of Korea, the European Commission, and New Zealand. The OIE counts on their support to continue assisting the work of the OIE during the implementation of the Sixth Strategic Plan.

Notwithstanding the advances made to date, there are still many challenges ahead, such as unsuitable veterinary legislation, scarce public funding of Veterinary Services, environmental controversies around livestock, and antimicrobial resistance.

Ladies and Gentlemen, National OIE Delegates,

The Sixth Strategic Plan has been developed with the aim of addressing these challenges and effectively fulfilling the expectations of our Members, consolidating the scientific excellence of the work done by the Organisation, ratifying our commitment to the transparency of activities, with particular emphasis on the importance on the use of communication tools and the updating of procedures for good administrative management of the Organisation.

Successful implementation of the Sixth Strategic Plan and its objectives will depend on the commitment of all OIE Members.

Later this morning, I will have the pleasure to provide you with a presentation on the animal health challenges faced by pastoralist's communities. As you may know, pastoralism is an endangered activity for which the OIE, in collaboration with Mongolia, advocates for its preservation and eventual recognition by the UNESCO as a World Heritage and is committed to provide full support to a Global Conference on pastoralism.

To conclude, allow me once again, on behalf of all the participants, to express my sincere thanks to the Mongolian authorities for inviting us to Ulaanbaatar, and to all our colleagues from Mongolia for their warm welcome.



Your Region is the most important region of the world in terms of the size of its human and animal populations; therefore, it is of paramount importance that you keep working together to overcome the animal health and welfare challenges. I trust the OIE will always remain available to support this effort.

Thank you for your attention.

**Speech pronounced by Dr Botlhe Michael Modisane,  
President of the OIE World Assembly of Delegates,  
at the occasion of the  
29th Conference of the OIE Regional Commission for Asia, the Far East and Oceania  
Ulaanbaatar, Mongolia 14 - 18 September 2015**

HE Burmaa Radnaa Minister of Food and Agriculture,  
Dr Bolortuya Purevsuren OIE Delegate of Mongolia,  
Dr Bernard Vallat, OIE Director General,  
Fellow members of the Council,  
Dr Zhang Zhongqui President of the OIE Regional Commission Asia, Far East and Oceania,  
Representatives of international organisations,  
Fellow Delegates,  
Ladies and gentlemen,

On behalf of the OIE Council, I wish thank you very much for inviting me to participate in this 29th conference of the OIE Regional Commission of Asia, the Far East and Oceania. I take the opportunity to thank the Government of Mongolia for hosting this conference and the arrangements they have made to ensure the success of the conference.

I also thank the Minister and other dignitaries present here today for honouring the OIE with their presence. This region is certainly a busy region, particularly looking at the events they have managed to host despite the challenges faced by its veterinary services. I must say from the council's side we always get good feedback on the activities of the region.

Since the last general session, this is the first regional commission that gets an opportunity to look at some of the resolutions of the world assembly made during the last general assembly for implementation purposes and I am glad to see that, some of the agenda points for this conference will be addressing those resolutions. I am hoping that by being here in addition to the other members of the council, we will listen attentively and engage with everyone to understand the challenges faced by the region in dealing with issues affecting veterinary services and particularly controlling animal diseases and built on the OIE's understanding of the region's expectations on what needs to be done by the OIE.

The OIE has made significant progress in addressing the challenges that veterinary services face. The OIE has kept itself abreast of scientific developments and has been bold enough to reconsider its guidelines in order to update them wherever there was justification to do so. The two examples that can be given are the adoption of the new FMD chapter by the assembly during the last general session and the HHP concept that we briefly talked on yesterday.

The OIE has grown partnerships and continues to do so, with important stakeholders to increase collaboration and minimize misunderstanding between these stakeholders and veterinary services. In particular, it is worth mentioning that in its strategy to build capacity within veterinary services the OIE has established reference laboratories collaboration centres, and twinning arrangements to speed up veterinary capacity building in member states. The OIE wishes to be cognizant of the risks involved in trade in animals and animal products and has actively been working hard in collaboration with its members to minimize the risks to animal health and consequently to food security.

Recently, the OIE with other partner organizations organized important and relevant conferences. The conference on Global Eradication of peste des petits ruminants and a Global Conference on Biological Threat Reduction are two of such. The world has committed itself to eradicate peste des petits ruminants in fifteen years' time which is glaringly an ambitious target but realistic. To achieve this ambitious goal, all parties need to work together. Similarly resolutions from the global conference on biological threat reduction will need commitment from all parties.

In implementing the sixth strategic plan, the OIE needs to consolidate its achievements and continue to build trust among its members and take into account the expectations of its members. In order to progress, the sixth strategic plan will have to be carefully implemented with the support from all of us. The newly elected Director General will receive all the support from the governance bodies and the 13 regional and sub-regional offices. This will indeed help us “protect animals and preserve our future”

I take this opportunity to thank Dr Bernard Vallat for having guided this organization for the past 15 years having achieved so many things during his term of office as the Director General of the OIE including participation in global crises that involved outbreaks of animal diseases in different parts of the world. He continues to guide as you rightfully observed in yesterday’s seminar.

I take this opportunity to also request all of us to continue supporting the activities of the OIE and the newly elected Director General, Dr Monique Eloit in her efforts to take the organization further.

Lastly, I take this opportunity to wish you successful deliberations in this regional conference.

Thank you

**Speech pronounced by Dr Zhang Zhongqiu, President of the OIE Regional Commission  
for Asia, the Far East and Oceania,  
at the occasion of the  
29th Conference of the OIE Regional Commission for Asia, the Far East and Oceania  
Ulaanbaatar, Mongolia 14 - 18 September 2015**

Your Excellency, Minister Burmaa, Ministry of Food and Agriculture of Mongolia,  
OIE Director General Dr Vallat,  
Dr Modisane, President of the OIE World Assembly of Delegates,  
Fellow members of the OIE Regional Commission for Asia, the Far East and Oceania, and  
Distinguished guests,

As President of the OIE Regional Commission, I would like to express my appreciation to all of you for attending this conference. It is really my great honour to make one of the opening remarks here today.

First I would like to thank Dr Bolortuya, OIE Delegate of Mongolia for hosting the meeting in this beautiful country.

I would like to thank Dr Modisane, President of the World Assembly of Delegates, for attending this conference, and Dr Vallat and his staff for leading the conference.

I would also like to thank Dr Kugita, OIE Regional Representative for Asia and the Pacific, for his efforts to support the preparation.

I understand that the regional conference gives us, all Delegates, colleagues and participants, a good and unique opportunity to get together, exchange views face to face and share the latest information. In addition, it certainly helps us to renew our friendships.

Looking back on the last two years, there has been much remarkable progress made in animal health since our previous conference in 2013 in Cebu.

Transboundary animal diseases such as FMD and PPR have been persistent and serious problems. FMD has been endemic in South and Southeast Asia and countries that were previously FMD-free in East Asia have experienced re-occurrence of FMD.

The sub-regions have developed their own FMD control roadmaps, in alignment with the Global Strategy for Control of FMD. At the General Sessions of World Assembly, there has been successful achievement of Members in the region, such as official recognition of FMD-free country status and official endorsement of FMD National Control Programmes, as Director General Vallat mentioned.

In terms of PPR control, the OIE, in collaboration with the FAO, held the International Conference on the Control and Eradication of PPR in Côte d'Ivoire in March 2015. Based on the successful experience of the global eradication of rinderpest, the PPR Global Control Strategy was launched at the Conference, with the vision of a world free of PPR by 2030. This should be translated into the regional and national contexts in our region as we have done for FMD.

Since the last conference, aquatic animal health issues have been under active discussion. The 3rd OIE Global Conference on Aquatic Animal Health in Ho Chi Minh City, in January 2015 issued recommendations to tackle aquatic animal diseases that had great impact on the sustainability of aquaculture. The Regional Work Plan, which I will mention later, will also address this issue as a regional priority.

Rabies should be also mentioned as it causes the loss of more than 50,000 human lives every year. Over 95% of human cases are caused by the bite of a rabies-infected dog. The OIE Global Conference on rabies is to be held in Geneva in December to eliminate dog-mediated human rabies using the current appropriate measures including vaccinating dogs, raising public awareness and carrying out timely post-exposure prophylaxis.

Considering that many important diseases are transboundary and zoonotic, I would like to put an emphasis on our active cooperation and information sharing among Member countries and with the human health sector.

Considering the diversity of geographic conditions, climates, cultures, livestock production systems and animal disease status in our region, it is not an easy task to harmonize our views in order to develop one voice. In some cases, it may not even be appropriate. However, I believe that regional efforts in finding some common ground through by exchanging views will definitely help us to work better together. This is a critical element for the control of animal diseases, including zoonoses.

Ladies and gentlemen, at this conference, we will discuss the role of Veterinary Services in managing emerging aquatic animal diseases. This is very relevant, considering the last Global Conference on Aquatic Animal Health in January and growing importance of aquaculture in the region.

We will also discuss how we can progress the cooperation between animal health sector and public health sector.

Our active participation in the development of the OIE documents is important for us to ensure that our specific conditions and needs of our Region are reflected, thus making OIE documents feasible and acceptable to all our Members.

As you may know, we have been developing the second Regional Work Plan Framework for the period of 2016-2020 to enhance communication and coordination among Members and to improve our input into the OIE. Specific activities of the Regional Commission are included in the Work Plan, which I will present you later.

In closing, I would like to express my sincere hope that this regional conference will be a great success through your active participation.

Thank you very much for your attention.



## **Report on the Regional Animal Welfare Strategy (RAWS)**

### **Purpose**

- To report on RAWS developments and make recommendations on Future Activities.

### **Background**

1. Following the Regional Commission for Asia, the Far East and Oceania Meeting in Paris, May 2015 and its agreement to assume greater responsibility for the Regional Animal Welfare Strategy (RAWS), a RAWS Regional Meeting was held on 29 – 30 July 2015 in Bangkok to consider future requirements and management of the RAWS.
2. The Regional Meeting was preceded by an Action Plan writing group meeting on the 28th July in Bangkok. This meeting prepared a Supplementary Paper and draft generic RAWS Action Plan for consideration at the Regional Meeting.
3. The Regional Meeting had a good mix of participants from countries in the Region including Focal Points, OIE Representatives from Headquarters, the Regional Representation for Asia and the Pacific and Sub-Regional Representation for South-East Asia, the Chair of the OIE Animal Welfare Working Group, Representative from World Animal Protection, the Vice-President of the OIE Council and a Member of the OIE Regional Commission.
4. The Report of the Regional Meetings has been circulated by e-mail to OIE Delegates in the Region.

### **Issues**

- The Meeting was positive and constructive. Issues that emerged during discussion related to the Terms of Reference and *Modus Operandi* of a proposed RAWS Advisory Group (AG) at Annex 1; a draft generic Action Plan at Annex 2; and approaches for funding/future activities at Annex 3.
- In respect of the proposed AG, the key issue of nominating the Chair of the Group was discussed in some detail. Some were of the view that the Chair should be the Regional Member of the OIE Animal Welfare Working Group. Others were of the opinion the Chair should be a Member of the Regional Commission. There are pros and cons for each. In the end, the Meeting agreed to leave the decision to the Director General of the OIE based on the advice of the Regional Commission.
- The importance of Focal Points and OIE Delegates in progressing the RAWS was emphasised.

### **Recommendations**

1. AGREE that the Regional Commission assume responsibility for the RAWS and its management.
2. AGREE to the establishment of a RAWS Advisory Group through the Regional Representation calling for expressions of interest in membership and the Chair, by email immediately following the 29th Conference of the OIE Regional Commission for Asia, the Far East and Oceania.
3. AGREE, in principle, to the proposed Terms of Reference for the Advisory Group, subject to a round of consultation by email immediately following the 29th Conference of the OIE Regional Commission for Asia, the Far East and Oceania.

4. The Bureau of the Regional Commission will propose for the DG's approval the membership, a Chair, and terms of reference, following the process described in point 2 and 3.
5. AGREE that the draft generic Action Plan (Annex 2) be used as a resource document by the Advisory Group and Member countries.
6. NOTE proposed approaches and recommendations for seeking funding including the development of an Advocacy Document and future planning for Projects (Annex 3).
7. AGREE that Focal Points are key to the development of successful progress of the RAWS and must liaise closely with OIE Delegates.
8. THANK the former RAWS Coordination Group for its commendable efforts in developing and progressing the RAWS.



## Annex 1

### **REGIONAL ANIMAL WELFARE STRATEGY (RAWS) ADVISORY GROUP (AG)**

#### **Terms of Reference**

- To identify, report and advise on animal welfare activities & emerging issues in the Region.
- To suggest project activities to support the RAWS.
- To provide strategic advice and guidance to OIE for of the further development and implementation of the RAWS.
- To develop a 3rd edition of the RAWS (2016-2020) consistent with any Global Animal Welfare Strategy.
- To maintain and update the RAWS Action Plan as appropriate.
- To develop Key Performance Indicators (KPIs) for the implementation of the RAWS and monitor the achievement.
- To develop advocacy materials to support the development of funding for RAWS, RAWS AG and Member country activities including meetings, working group activities, and projects.
- To provide advice to the OIE on Focal Point training in the Region.
- To produce annual/quarterly report on activities and achievements of RAWS.
- To develop linkages to share information with the OIE Animal Welfare Working Group, Collaborating Centres and other OIE Regions.

#### **Modus Operandi**

- The Director-General of the OIE will appoint the Chair and RAWS AG Members, based on advice of Regional Commission.
- The RAWS AG will comprise:
  - o The Chair (Animal Welfare Working Group representative from the Region, subject to clarification; or a member of Regional Commission);
  - o 6 OIE Member country representatives (OIE Delegates or National Focal Points) from all sub-regions;
  - o An OIE Representative;
  - o The Chair of the OIE Animal Welfare Working Group subject to clarification;
  - o Representatives from World Animal Protection, Federation of Asian Veterinary Association and Collaborating Centre;
  - o Representatives from extensive and intensive livestock industries;
  - o Secretary to the AG.
- The RAWS AG will be constituted for a 3 year period aligned with OIE election cycle after which Members will be replaced on a staggered basis.
- Upon the agreement of the Chair, observers from a range of stakeholders groups, such as religious leaders, consumers, inter-governmental organization and scientific institutions can be invited to RAWS AG Meetings at their own expense.

- The RAWs AG will meet by e-mail and teleconference as necessary with one face-to-face meeting a year subject to funding availability, self-funded or otherwise.
- The Secretariat will be provided by the OIE RRAP and will work closely with the Chair in organizing and reporting on meetings and in carrying out a range of RAWs functions including monitoring progress against RAWs, coordination of activities & sharing information, preparation of Newsletters, updating the RAWs website, and the like.
- With the support of the Secretariat AG members will be individually responsible for leading & coordinating RAWs activities & special projects.

## Annex 2

### **ACTION PLAN FOR THE REGIONAL ANIMAL WELFARE STRATEGY – ASIA, THE FAR EAST AND OCEANIA (2013-2015)**

Based on work of the former  
Regional Animal Welfare Strategy Coordination Group



28 July 2015

#### **What is the Regional Animal Welfare Strategy Action Plan (RAWSAP) second Version?**

The Regional Animal Welfare Strategy Action Plan is a living document developed by the RAWs Coordination Group (RAWs CG) to streamline, define and track activities under the RAWs. This version was consolidated in 2015 by the Coordination Group and builds upon both the previous RAWs Action Plan and the RAWs Implementation Plan (RAWs IP).

The Action Plan contains the activities and actions under the RAWs that are either currently underway or are yet to be progressed. Completed activities/items and previous action plan can be found at <http://www.rr-asia.oie.int/strategies/regional-animal-welfare-strategy/>.

This action plan gives a framework to support implementation of the RAWs and promotion of the social and economic benefits of improving animal welfare.

However, each country will have its own approach to managing implementation of the OIE animal welfare standards. Delegates can therefore identify priorities based on the Action Plan to be progressed at a national level and provide support to Focal Points to deliver and report on these priorities.

Animal welfare improvements in the region (and in each country) need to be monitored, and in this regard, Delegates and Focal Points have a key role to play and are encouraged to report progress to the Regional Commission.

There is an expectation that when considering the implementation of the Action Plan, Delegates and Focal Points are working together; and interacting with other stakeholders including, but not limited to the Regional Commission, the OIE Collaborating Centre, NGO and industries..

With assistance from identified Advisory Group Members, OIE Member countries and other designated stakeholders are expected to fulfil their responsibilities under the Action Plan. The Advisory Group will update, monitor and report on the Action Plan, in accordance with the agreed Advisory Group Terms of Reference and *Modus Operandi* and the Secretariat will maintain the website as a critical communication tool.

It should be noted the RAWSAP complements and should be used in concert with other OIE initiatives including the PVS Pathway and any future Global Animal Welfare Strategy.

<b>RAWS Action Plan</b>				
<b>Goal 1: Promotion and achievement of a high level of understanding and awareness of animal welfare in the region through effective coordination, communication, education and training</b>				
<b>Objective 1: To promote ownership of the strategy by all member countries of the region</b>				
<b>No.</b>	<b>Action/Activity</b>	<b>Update</b>	<b>Timeframe/Status</b>	<b>Champion and Responsibility</b>
1.	Including all key stakeholders*, develop a national public communication network that will improve the platform for communicating animal welfare issues, developments, and standards. Note, individual countries will have to establish their own linkages to refine communication strategies wherever necessary and to ensure it links with the regional communication network (the RAWS website).  *Stakeholders (e.g. governments, industry, NGOs, religious leaders, mass media, academic institutions, UN etc.). <i>(Source: RAWS AP)</i>	<u>RAWS AP to be disseminated to OIE Delegates &amp; NFPs before RC Conference (Sep 2015, Mongolia)</u> <sup>42</sup>	<u>To be progressed - activity with medium term outcomes 2015-2018</u>	<b>Champion: TBD – secretariat?</b> <b>Responsibility: National Focal Points RAWS CG</b>
2.	Provide animal welfare educational seminars and presentations to stakeholders from the animal health sector e.g. regional government, ASEAN, SAARC, SPC, industry, NGOs, UN and religious leaders as an ongoing agenda item – a database of stakeholders to be developed  <i>(Source: RAWS AP)</i>	Update will identify institutions, agencies or 'ambassadors' that can coordinate the implementation of the RAWS in each member country or territory – Note, we have discovered that this is already occurring within many organisations.	Ongoing activity with medium term outcomes	<b>Champion: TBD – WAP?</b> <b>Responsibility: ALL PARTIES</b>

<sup>42</sup> [Although considerable Animal Welfare improvement have been made in the region, no updates have been sought or received from countries since RAWS CG9 \(Mar 2015\) in Kuala Lumpur](#)

		Seminars and presentations should have a focus on implementation of OIE standards as well as social and economic benefits of improving animal welfare (to guideline?)		
<p><b>Goal 1: Promotion and achievement of a high level of understanding and awareness of animal welfare in the region through effective coordination, communication, education and training</b></p> <p><b>Objective 2: To improve attitudes, skills and knowledge of all animal carers and handlers, with initial emphasis on farm animals</b></p>				
3.	Evaluate existing education curricula and training resources (including extension services) conducted by government, industry and NGOs in member countries to identify animal welfare needs/priorities within a national context. These needs/priorities should be identified prior to developing further education and training tools so that they can be customised to the needs of member countries/territories i.e. the inclusion of animal welfare concepts and applications in veterinary and animal science-related courses and curricula. <i>(Source: RAWS Activity)</i>	Opportunities for courses within the region are to be identified. Recent WAP Online course completed with next scheduled in 2015. This course has been recognised by FAVA and several regional institutions and may serve as a starting point for regional recognition/certification in animal welfare training.	Ongoing activity with long term outcomes	<b>Champion: TBD</b> <b>Responsibility:</b> <b>OIE Sub-Regional Secretariat</b> <b>OIE Collaborating Centre</b> <b>National Focal Points</b>
4.	Explore different methods of consulting with stakeholders, including the general community, decision makers and legislators on issues related to animal welfare. This will identify how to best promote the adoption of OIE Animal Welfare Standards according to the stage of development each country is in with regards to AW. <i>(Source: RAWS AP)</i>	Currently still in the planning stage, but it is a priority for 2015-16. Note: many members of RAWS CG may already be doing this within individual organisations and agencies.	To be progressed	<b>Champion: TBD</b> <b>Responsibility:</b> <b>OIE Sub-Regional RAWS CG</b> <b>OIE Regional</b>
<p><b>Goal 1: Promotion and achievement of a high level of understanding and awareness of animal welfare in the region through effective coordination, communication, education and training</b></p> <p><b>Objective 3: To raise the profile of animal welfare with stakeholders, including decision makers, legislators and educators</b></p>				
5.	Incorporate animal welfare information/issues and programs into public awareness campaigns for animal health, food safety and production. <i>(Source: RAWS Activity)</i>	N/A	Ongoing activity with long term outcomes	<b>National Focal Points</b>
6.	Discuss animal welfare developments/standards/issues with ministers and policy makers during OIE Missions. <i>(Source: RAWS IP)</i>	N/A	Ongoing	<b>Champion: TBD</b> <b>Responsibility:</b> <b>OIE Sub-Regional</b> <b>OIE Regional</b>

7.	Examine the public's awareness of animal welfare issues through surveys. This may serve as a monitoring and evaluating tool for the effectiveness and impact of RAWS. (Source: RAWS IP)	Survey conducted to identify/determine the attitudes and awareness of stakeholders towards animal welfare issues/standards in the region.	Ongoing with medium term outcomes	<b>Champion: TBD</b> <b>Responsibility: Secretariat</b> <b>National Focal Points</b> <b>OIE Collaborating Centre</b>
<b>Goal 2: Ensuring a coordinated regional approach and ongoing commitment to the implementation of OIE animal welfare standards and guidelines</b>				
<b>Objective 1: To facilitate the development or improvement of legislation within member countries</b>				
8.	Review existing and new animal welfare legislation, and how they compare to OIE's animal welfare standards. (Source: RAWS Activity)			<b>National Focal Points</b>
9.	Promote a harmonised approach to the development/improvement of animal welfare codes of practice across all member countries and territories. (Source: RAWS Activity)		Ongoing activity with medium term outcomes	<b>OIE Sub-Regional</b> <b>OIE Regional</b> <b>National Focal Points</b>
<b>Goal 2: Ensuring a coordinated regional approach and ongoing commitment to the implementation of OIE animal welfare standards and guidelines</b>				
<b>Objective 2: To obtain high-level support for the implementation of the strategy in each member country in the region</b>				
10.	Regularly inform and update department and ministry heads on animal welfare developments. (Source: RAWS Activity)		Ongoing	<b>National Focal Points</b>
11.	Incorporate animal welfare awareness and standards into the context of animal disease control and prevention programs. (Source: RAWS IP)	Training for focal points. Promote broad dialogue.	Long-term	<b>National Focal Points</b>
12.	Emphasise that animal welfare can be an international trade opportunity but should not be used as an international trade barrier. (Source: RAWS IP)	OIE agreement with ISO	Ongoing	<b>OIE and ISO</b>
<b>Goal 2: Ensuring a coordinated regional approach and ongoing commitment to the implementation of OIE animal welfare standards and guidelines</b>				
<b>Objective 3: To ensure effective implementation and monitoring of the strategy</b>				
13.	Identify animal welfare agencies in member countries/territories. Establish agencies in countries where they don't already exist. (Source: RAWS IP)	Animal welfare committees are currently or already being established in member countries such as Malaysia and Thailand.	Ongoing	<b>National Focal Points</b>
14.	Encourage member countries/territories to submit animal welfare position statements to the OIE Regional Commission. (Source: RAWS IP)		To be progressed - Medium to long term	<b>RAWS CG</b> <b>Secretariat</b>

<b>Goal 3: Achievement of sustainable improvements in animal welfare based on regional and international research and development</b>				
<b>Objective 1: To ensure that new knowledge and developments in animal welfare are broadly communicated and adopted into the OIE standards</b>				
15.	Identifying possible research and development needs and priorities.		Ongoing - Short term activity.	OIE Collaborating Centre
16.	Ensure the latest animal welfare publications/research results are considered when reviewing OIE Animal Welfare Standards.		Ongoing activity.	AWWG
<b>Goal 3: Achievement of sustainable improvements in animal welfare based on regional and international research and development</b>				
<b>Objective 2: To explore opportunities for the dissemination and use of research outcomes from regional OIE collaborating centres.</b>				
17.	Network with OIE collaborating centres and achieve stakeholder outreach through OIE Twinning programs.	OIE is considering University of Putra Malaysia's application to become a collaborating centre.	Ongoing activity.	RAWS CG OIE Collaborating Centre
18.	Provide website links to regional collaborating centres with animal welfare expertise and to a calendar page listing animal welfare meetings.		To be progressed	Secretariat
19.	Organise annual animal welfare meetings in the region.		To be progressed	Secretariat OIE Sub-Regional OIE Regional
<b>Goal 3: Achievement of sustainable improvements in animal welfare based on regional and international research and development</b>				
<b>Objective 3: To explore mechanisms for community involvement in the development and implementation of welfare standards</b>				
20.	Encourage the collection of stakeholder inputs related to the humane treatment of animals from all sector especially those from regional and sub-regional meetings.		Ongoing	RAWS CG OIE Sub-Regional OIE Regional
<b>Goal 3: Achievement of sustainable improvements in animal welfare based on regional and international research and development</b>				
<b>Objective 4: To continuously learn from regional and international experiences and best practices</b>				
21.	Develop close working relationships and formal links with animal welfare NGOs, institutions and private organisations to ensure the technical and theoretical expertise of RAWS.		Ongoing	Secretariat RAWS CG
22.	Identify animal welfare information sources (e.g. documents on animal welfare best practices, socioeconomic studies, etc.) for dissemination to assist the OIE HQ in developing an inventory of animal welfare publications and research.		To be progressed	National Focal Points OIE Collaborating Centre

<b>Goal 4: Development of sustainable mechanisms to coordinate and promote animal welfare programs and priorities</b>				
<b>Objective 1: To seek and maintain cooperation and support from regional and international organisations, key trading partners and NGOs</b>				
23.	Undertake joint and collaborative initiatives with relevant partners to implement animal welfare programs, campaigns and activities. (Source: RAWS Activity)	OIE, FAO, WSPA, FAVA, IDF Korea Standards development, Australian Government Improved Animal Welfare Program (IAWP).	Short-term to medium activity	<b>RAWS CG</b>
24.	Coordinate animal welfare activities of member countries and territories with assistance from the OIE Regional Commission (Source: RAWS Activity).	Interactive RAWS website	Completed	<b>Secretariat</b>
25.	Seek partnerships from different agencies (e.g. World Bank, International Finance Corporation, Asian Development Bank, etc.) to support project proposals and the implementation of RAWS initiatives (Source: RAWS IP).		To be progressed	<b>Secretariat Regional Commission</b>

### **Annex 3**

#### **REGIONAL ANIMAL WELFARE STRATEGY (RAWS) - Funding, Action Plan & Future Activities**

The group discussed a pathway for future Regional Animal Welfare Strategy activities which recognised the necessity of having a compelling action plan that meets the needs and common interests of the region and securing funding to enable activities under the RAWS.

#### **Funding**

No funding is available from the OIE itself for RAWS and funding previously provided by the Australian government has lapsed. Opportunities for future funding may be found amongst the following:

- governments in the region may support the program given the evident needs for coordinated animal welfare strategies including legislation, awareness, training and research in the most populous Asia, Far East and Oceania region
- governments elsewhere in the world may wish to support the program given that our region is a key export destination and a key recipient of development assistance
- non-government organisations are already active in the region working to promote animal welfare activities that are consistent with RAWS, therefore there may be NGOs who might be interested in financially supporting RAWS as it provides a framework supported by all governments in the region
- international and intergovernmental agencies likewise have an interest in animal welfare and may be in a position to financially support RAWS
- RAWS has been an inclusive program involving not only governments but also non-government organisations and industry representatives. It is in the interests of industry to meet the expectations of consumers and these expectations are increasing. Therefore there may be good rationale for industry to financially support RAWS.

### **Small Projects**

We understand that limited amount of money may be available to support a small number of projects. We recommend that these projects be carried out to address the immediate needs in the animal welfare sphere in our region and to identify the past achievements of the RAWS program.

### **Advocacy paper**

In order to make RAWS an attractive and relevant proposition to each potential financial and political supporter it is recommended that an advocacy paper be professionally prepared detailing the past achievements of RAWS and future vision.

### **Action Plan**

The RAWS action plan has been rationalised to make it a very focussed document which comprehensively described activities necessary to support the program in our region. There is scope under the action plan to develop projects that are relevant to specific geographical sub-regions, industry sectors or needs.

It is recommended that National Focal Points be engaged to identify the needs of their countries, including progression along the PVS Pathway, and industry sectors and that these needs be addressed through a number of focused projects under RAWS.

Recognition should be given to the fact there is already a significant amount of work being conducted in the region by research scientists, non-government organisations and other bodies that is relevant to RAWS. This work should be identified and duplication avoided. Close engagement between RAWS and the Animal Welfare Collaborating Centre in our region is essential.

### **Future Activities**

Based on the funding, future activities will include projects prepared in consultation with Focal Points and stakeholders including, but not limited to the Regional Commission, the OIE Collaborating Centre, NGO and industries.



**29th Conference of the OIE Regional Commission for Asia, the Far East and Oceania**  
Ulaanbaatar, Mongolia, 14 to 18 September, 2015

**AGENDA**

1. Activities of the Regional Commission for Asia, the Far East and Oceania.
2. The OIE Sixth Strategic Plan – Regional perspectives.
3. Regional Work Plan Framework 2016-2020.
4. Activities of the OIE Regional Representation for Asia and the Pacific.
5. Activities of the OIE Sub-Regional Representation for South-East Asia.
6. Pastoralism and animal health – Challenges.
7. Technical Item I: “The role of Veterinary Services in managing emerging aquatic animal diseases: what are the factors needed for success?”.
8. Country experience with control of FMD and AI – Republic of Korea.
9. Report on the Regional Animal Welfare Strategy (RAWS).
10. OIE/FAO Global Strategy for the control and eradication of PPR-Next steps.
11. Technical Item II: How can we progress the cooperation between animal health sector and public health sector?”.
12. Analysis of the Animal Health Situation of Member Countries in the region during the first semester of 2015.
13. Veterinary Education in the Region - Approaches to the implementation of OIE Guidelines and recommendations - The example of South-East Asia.
14. One Health concept: OIE approach and collaboration with the WHO and the FAO including on rabies and avian influenza control and new disease naming. Preparation of the IHR/PVS National Seminars.
15. Outcomes of the PVS Pathway questionnaire – Results and perspectives.
16. Presentations by International and regional organisations.
17. Other matters:
  - ✓ Date, venue and technical item with questionnaire for the 30th Conference of the OIE Regional Commission for Asia, the Far East and Oceania;
  - ✓ Discussions of Recommendations 1 and 2.



**29th Conference of the OIE Regional Commission for Asia, the Far East and Oceania**  
Ulaanbaatar, Mongolia, 14 to 18 September, 2015

**PROGRAMME**

**MONDAY 14 SEPTEMBER 2015**

---

4:00 p.m. Registration and distribution of documents regarding the Conference

**TUESDAY 15 SEPTEMBER 2015**

---

08:30 a.m. Registration and distribution of documents (cont.)

09:00 a.m. Opening ceremony

09:45 a.m. Break  
(Group photo)

10:15 a.m. \* Election of the Conference Committee  
(Chairperson, Vice-Chairpersons and Rapporteur General)

\* Designation of Session Chairpersons and Rapporteurs for Technical Items and Animal Health Situation

\* Adoption of the Agenda and Timetable

10:45 a.m. Activities of the Regional Commission for Asia, the Far East and Oceania  
(Dr Zhang Zhongqiu, President of the OIE Regional Commission for Asia, the Far East and Oceania and Delegate of the People's Republic of China to the OIE)

11:00 a.m. The OIE Sixth Strategic Plan – Regional perspectives (Dr Mark Schipp, member of the OIE Council and Delegate of Australia to the OIE)

11:15 a.m. Regional World Plan Framework 2016-2020 (Dr Zhang Zhongqiu)

11:30 a.m. Discussion

11:45 a.m. Activities of the OIE Regional Representation for Asia and the Pacific  
(Dr Hirofumi Kugita, OIE Regional Representative for Asia and the Pacific)

12:00 p.m. Activities of the OIE Sub-Regional Representation for South-East Asia  
(Dr Ronello C. Abila, OIE Sub-Regional Representative for South-East Asia)

12:15 a.m. Pastoralism and animal health – Challenges (Dr Bernard Vallat, OIE Director General)

12:45 p.m. Lunch

2:00 p.m. Technical Item I (with questionnaire): “The role of Veterinary Services in managing emerging aquatic animal diseases: what are the factors needed for success?” (Dr Ingo Ernst, President of the OIE Aquatic Animal Health Standards Commission and Director of Aquatic Pest and Health, Department of Agriculture of Australia)

- 3:00 p.m. Discussion
- 3:30 p.m. Country experience with control of FMD - Republic of Korea (Dr Dong-Seob Tark, Senior researcher at Foot and Mouth Disease Division, Animal and Plant Quarantine Agency (QIA), Republic of Korea)
- 4:00 p.m. Break  
(Preparation of Recommendation No. 1 by designated small group)
- 4:30 p.m. Report on the Regional Animal Welfare Strategy (RAWS) (Dr Gardner Murray, OIE Special Adviser and Chair of RAWS Coordination Group)
- 5:00 p.m. OIE/FAO Global Strategy for the control and eradication of PPR - Next steps (Dr David Sherman, Member of the FAO-OIE GF-TADS PPR Working Group and Coordinator of the OIE Veterinary Legislation Support Programme)
- 5:30 p.m. End of the session
- 7:00 p.m. Reception offered by Mongolia

### **WEDNESDAY 16 SEPTEMBER 2015**

---

- 09:00 a.m. Technical Item II (without questionnaire): How can we progress the cooperation between animal health sector and public health sector? (Dr Thanawat Tiensin, Head of International Livestock Trade and Regulations Group, Division of International Livestock Cooperation, Department of Livestock Development of Thailand)
- 10:00 a.m. Discussion
- 10:30 a.m. Break  
(Preparation of Recommendation No. 2 by designated small group)
- 11:00 a.m. Analysis of the Animal Health Situation of Member Countries in the region during the first semester of 2015 (Dr Paula Caceres, Head of the OIE World Animal Health Information and Analysis Department)
- 11:45 a.m. Discussion
- 12:15 p.m. Veterinary Education in the Region - Approaches to the implementation of OIE Guidelines and recommendations - The example of South-East Asia (Dr Gardner Murray)
- 12:45 p.m. Lunch
- 2:00 p.m. One Health concept: OIE approach and collaboration with the WHO and the FAO including on rabies and avian influenza control and new disease naming. Preparation of the IHR/PVS National Seminars (Dr Stéphane De La Rocque, Animal Health Specialist, OIE Sub Regional Representation in Brussels)
- 2:45 p.m. Outcomes of the PVS Pathway questionnaire – Results and perspectives (Dr François Caya, Head of the OIE Regional Activities Department)
- 3:15 p.m. Presentations by international and regional organisations
- 4:15 a.m. Break

- 4:45 p.m.      Date, venue and technical item with questionnaire for the 30th Conference of the OIE Regional Commission for Asia, the Far East and Oceania
- 5:15 p.m.      Discussions of Recommendations 1 and 2
- 5:45 p.m.      End of the session
- 7:00 p.m.      Reception offered by OIE

**THURSDAY 17 SEPTEMBER 2015**

---

Cultural visit

**FRIDAY 18 SEPTEMBER 2015**

---

- 09:00 a.m.      Adoption of the Final Report and Recommendations
- 10:00 a.m.      Break
- 11:00 a.m.      Closing Ceremony



**29th Conference of the OIE Regional Commission for Asia, the Far East and Oceania**  
Ulaanbaatar, Mongolia, 14 to 18 September, 2015

**LIST OF PARTICIPANTS**

---

**MEMBER COUNTRIES**

---

**AUSTRALIA**

**Dr Mark Schipp**

*OIE Delegate*  
Australian Chief Veterinary Officer  
Australian Government, Department of  
Agriculture  
GPO BOX 858  
Canberra ACT 2601  
[mark.schipp@agriculture.gov.au](mailto:mark.schipp@agriculture.gov.au)

**BANGLADESH**

**Dr Jatindra Nath Das**

*OIE Delegate*  
Chief Veterinary Officer  
Director  
Livestock Research Institute  
Mohakhali  
Dhaka-1212  
[jatindradas2011@gmail.com](mailto:jatindradas2011@gmail.com)

**BHUTAN**

**Dr Tashi Samdup**

*OIE Delegate*  
Director General  
Department of Livestock,  
PO BOX 113  
Ministry of Agriculture & Forests  
[tashi\\_samdup2001@yahoo.com](mailto:tashi_samdup2001@yahoo.com)  
[tsamdup@moaf.gov.bt](mailto:tsamdup@moaf.gov.bt)

**CAMBODIA**

**Dr Sovann Sen**

*OIE Delegate*  
Deputy Secretary General  
Ministry of Agriculture, Forestry and  
Fisheries  
P.O. BOX 2447  
Phnom Penh 3  
[sen.sovann88@gmail.com](mailto:sen.sovann88@gmail.com)

**CHINA (PEOPLE'S REP. OF ~)**

**Dr Zhongqiu Zhang**

*OIE Delegate*  
Chief Veterinary Officer  
Ministry of Agriculture  
no.11 Nong Zhan Nan Li  
Chaoyang District  
Beijing  
[xmjwjch@agri.gov.cn](mailto:xmjwjch@agri.gov.cn)

**Dr Song Junxia**

Director  
Veterinary Bureau  
Ministry of Agriculture  
No.11 Nong Zhan Nan Li  
Chaoyang District  
Beijing  
[xmjwjch@agri.gov.cn](mailto:xmjwjch@agri.gov.cn)  
[songjunxia@agri.gov.cn](mailto:songjunxia@agri.gov.cn)

**Dr Bolin Zhao**

China Animal Disease Control Center  
17# Tiangui street,  
Daxing district  
Beijing  
[berlin0001@sina.com](mailto:berlin0001@sina.com)

**Dr Rong Wei**

Division Director  
China Animal Health and Epidemiology  
Center  
No.369, Nanjing Road, Qingdao City  
Shandong Province 266032  
[weirong21cn@163.com](mailto:weirong21cn@163.com)  
[weirong21cn@hotmail.com](mailto:weirong21cn@hotmail.com)

**Dr Wenshuo Jin**

English interpreter  
Ministry of Agriculture  
11,Nongzhanguan Nanli  
Chaoyang District  
Beijing  
[rbyjws@hotmail.com](mailto:rbyjws@hotmail.com)  
[jinwenshuo@agri.gov.cn](mailto:jinwenshuo@agri.gov.cn)

## CHINESE TAIPEI

### **Dr Shih Tai-Hwa**

*OIE Delegate*

Deputy Director General  
Bureau of Animal and Plant Health  
Inspection and Quarantine  
11F., No. 100, Section 2, Heping West Road  
Zhongzheng District  
Taipei City 10070  
[hcshih@mail.baphiq.gov.tw](mailto:hcshih@mail.baphiq.gov.tw)  
[delegate@mail.baphiq.gov.tw](mailto:delegate@mail.baphiq.gov.tw)

### **Dr Yueh-Ping Lin**

Section Chief

Bureau of Animal and Plant Health  
Inspection and Quarantine  
10F., No. 100, Section 2, Heping West Road  
Zhongzheng District  
Taipei City 10070  
[augusta@mail.baphiq.gov.tw](mailto:augusta@mail.baphiq.gov.tw)  
[augusta9323@gmail.com](mailto:augusta9323@gmail.com)

## FIJI

### **Mr Xavier Riyaz S. Khan**

*OIE Delegate*

Executive Chairman  
Biosecurity Authority of Fiji  
P O BOX Suva  
Level 3, Plaza One , Down Town Boulevard  
Suva  
[chairman@baf.com.fj](mailto:chairman@baf.com.fj)

### **Dr Sian Ferrier-Watson**

Chief Veterinary Officer

Biosecurity Authority of Fiji  
P.o box 9620  
Nadi airport  
Fiji islands  
FIJI  
[swatson@baf.com.fj](mailto:swatson@baf.com.fj)

## INDONESIA

### **Dr Pudjiatmoko Pudjiatmoko**

Senior Veterinary Officer

Directorate General of Livestock and Animal  
Health Services  
Jl. Harsono RM No.3  
Gedung C Lantai 9  
Pasar Minggu  
Jakarta 12550  
[pudjiatmoko1@yahoo.com](mailto:pudjiatmoko1@yahoo.com)

## IRAN

### **Dr Hassan Ekhtiarzadeh**

General Director of Specialized Organization  
& International

Iran Veterinary Organization (IVO)  
Asad Abadi St. Valiasr Ave.  
[hassan\\_ekhtiarzadeh@yahoo.com](mailto:hassan_ekhtiarzadeh@yahoo.com)

## JAPAN

### **Dr Toshiro Kawashima**

*OIE Delegate*

Deputy Director General  
Food Safety and Consumer Affairs Bureau  
Ministry of Agriculture, Forestry and  
Fisheries  
1-2-1, Kasumigaseki, Chiyoda-Ku  
Tokyo, 100-8950  
[toshiro\\_kawashima@nm.maff.go.jp](mailto:toshiro_kawashima@nm.maff.go.jp)

### **Dr Tatsumi Okura**

Deputy Director

Animal Health Division  
Food Safety and Consumer Affairs Bureau  
Ministry of Agriculture, Forestry and  
Fisheries  
1-2-1, Kasumigaseki, Chiyoda-Ku  
Tokyo, 100-8950  
[tatsumi\\_ookura@nm.maff.go.jp](mailto:tatsumi_ookura@nm.maff.go.jp)

### **Dr Yumiko Sakurai**

Assistant Director

International Animal Health Affairs Office  
Animal Health Division  
Food Safety and Consumer Affairs Bureau  
Ministry of Agriculture, Forestry and  
Fisheries  
1-2-1, Kasumigaseki, Chiyoda-Ku,  
Tokyo, 100-8950  
[yumiko\\_sakurai2@nm.maff.go.jp](mailto:yumiko_sakurai2@nm.maff.go.jp)



## KOREA (REP. OF ~)

### **Dr Dongseob Tark**

Senior Researcher  
Animal and Plant Quarantine Agency  
Department of Animal and Plant Health  
Research Foot And Mouth Disease Division  
175 Anyang-Ro, Manan-Gu  
Anyang-Si, Gyeonggi-Do  
[tarkds@korea.kr](mailto:tarkds@korea.kr)

### **Dr Jaeyoun Kang**

Quarantine Officer  
National Fishery Products Quality  
Management Service  
8, 30 Beongil  
Jungangdaero, Jung-Gu,  
Busan 600-016  
[kangjy94@korea.kr](mailto:kangjy94@korea.kr)

## LAOS

### **Dr Syseng Khounsy**

*OIE Delegate*  
Deputy Director General  
Department of Livestock and Fisheries  
Ministry of Agriculture and Forestry  
Bane Khounta Tha  
Sikhottabong District  
Vientiane Capital  
[s.khounsy@gmail.com](mailto:s.khounsy@gmail.com)

## MALAYSIA

### **Dr Kamarudin Isa**

Acting Director General  
Department of Veterinary Services  
Ministry of Agriculture and Agro-Based  
Industry, Wisma Tani, Podium Block 4G1,  
Precint 4  
62630 Putrajaya  
[kamar@dvs.gov.my](mailto:kamar@dvs.gov.my)

## MALDIVES

### **Dr Aminath Shafia**

*OIE Delegate*  
Director General  
Agriculture  
7th Floor Velaanage, Male  
[shafia.aminath@fishagri.gov.mv](mailto:shafia.aminath@fishagri.gov.mv)

## MICRONESIA (FED. STATES OF ~)

### **Dr Engly Ioanis**

CRE Coordinator  
College of Micronesia-FSM  
PO Box 159  
Kolonias, Pohnpei  
FM 96941  
[micronesia\\_fsm@yahoo.com](mailto:micronesia_fsm@yahoo.com)

## MONGOLIA

### **H.E. Mrs Radnaa Burmaa**

Minister of Food and Agriculture (MoFA)

### **Dr Nayantai Ganibal**

Director General  
Department of Livestock Policy  
Implementation  
Ministry of Food and Agriculture (MoFA)  
[ganibal@mofa.gov.mn](mailto:ganibal@mofa.gov.mn)

### **Dr Bolortuya Purevsuren**

*OIE Delegate*  
Chief Veterinary Officer  
Deputy Director  
Veterinary and Animal Breeding Agency  
Ministry of Industry and Agriculture  
Government Building #9  
Enkhtaiavnii urgun choloo-16  
Bayanzurkh district  
Ulaanbaatar

### **Batsukh Binderya**

Division Director  
Department of Administration and  
Management  
Ministry of Food and Agriculture (MoFA)  
[binderiya@mofa.gov.mn](mailto:binderiya@mofa.gov.mn)

### **Munkhuu Galbadrakh**

Director general and CVO  
Government Implementation Agency  
Department of Veterinary and Animal  
Breeding (DVAB)  
[galbadrakh@dvab.gov.mn](mailto:galbadrakh@dvab.gov.mn)

### **Sangaa Divangar**

Senior officer  
Department of Strategy and Policy  
Ministry of Food and Agriculture (MoFA)  
[divangar@mofa.gov.mn](mailto:divangar@mofa.gov.mn)

**E. Bilguun**

Officer

Department of Administration and  
Management  
Ministry of Food and Agriculture (MoFA)  
bilguun@mofa.gov.mn

**Tsedenkhuu Purevkhuu**

Senior officer

Government Implementation Agency  
Department of Veterinary and Animal  
Breeding (DVAB)  
purevkhuu@dvab.gov.mn

**Ch. Enkhamgalan**

Director

Department for Food and Agriculture State  
Inspection  
Government Agency of State Inspection  
(GASI)  
amga1111@yahoo.com

**D. Batjargal**

Division Director

Division for Agriculture Inspection,  
Government Agency of State Inspection  
(GASI)  
batjargal8855@yahoo.com

**Sandag Batkhuyag**

State Central Veterinary Laboratory (SCVL)  
General Manager  
khuyag\_s4@yahoo.com

**Byambaa Onolbaatar**

Director

Biocombinat State owned enterprise  
bonolbaatar@yahoo.com

**Sodnom Batsaikhan**

Project coordinator

"Animal health" project supported by Swiss  
Development Cooperation (SDC)  
batsaikhan@livestock.mn

**Namsraijav Odontsetseg**

Project officer

"Animal health" project supported by Swiss  
Development Cooperation (SDC)  
odontsetseg@livestock.mn

**Bayartungalag**

Officer

Government Implementation Agency,  
Department of veterinary and Animal  
Breeding (DVAB)  
bayartungalag@dvab.gov.mn

**Dulamjav Erkhembaatar**

Officer

Government Implementation Agency,  
Department of veterinary and Animal  
Breeding (DVAB)  
enkhembaatar@dvab.gov.mn

**Dambadarjaa Bat tsengel**

Officer

Government Implementation Agency,  
Department of veterinary and Animal  
Breeding (DVAB)  
battsengel@dvab.gov.mn

**Ydamsuren Davgadorj**

Officer

Government Implementation Agency,  
Department of veterinary and Animal  
Breeding (DVAB)  
Davgadorj@dvab.gov.mn

**Sharkhuu Munkhtur**

Officer

Government Implementation Agency,  
Department of veterinary and Animal  
Breeding (DVAB)  
munkhtur@dvab.gov.mn

**Bandi Tsolmon**

Officer

Government Implementation Agency,  
Department of veterinary and Animal  
Breeding (DVAB)  
[tsolmon@dvab.gov.mn](mailto:tsolmon@dvab.gov.mn)

Ch. Tungalag

School of Veterinary and Biotechnology

**NEPAL****Dr Keshav Prasad Premy***OIE Delegate*

Director General

Department of Livestock Services  
Kirtipur-2, Maitrinagar, Kathmandu  
Khairahani-4, Chainpur Chowk, Chitwan  
[premy\\_np@yahoo.com](mailto:premy_np@yahoo.com)

## NEW CALEDONIA

### **Dr Valérie Campos**

CVO  
DAVAR SIVAP  
2, rue Félix Russeil  
Port autonome BP 256  
98 845 Nouméa  
[davar.sivap@gouv.nc](mailto:davar.sivap@gouv.nc)  
[valerie.campos@gouv.nc](mailto:valerie.campos@gouv.nc)

## NEW ZEALAND

### **Dr Matthew Stone**

*OIE Delegate*  
Director  
Animal & Animal Products  
Ministry for Primary Industries  
Pastoral House  
25th Terrace  
P.O. BOX 2526  
Wellington 6142  
[matthew.stone@mpi.govt.nz](mailto:matthew.stone@mpi.govt.nz)

## PAPUA NEW GUINEA

### **Dr Gibasa Boiba Asiba**

Acting Chief Veterinary Officer  
National Agriculture Quarantine &  
Inspection Authority (NAQIA)  
PO Box 741  
PORT MORESBY  
National Capital District  
[gasiba@naqia.gov.pg](mailto:gasiba@naqia.gov.pg)

## PHILIPPINES

### **Dr Rubina Cresencio**

*OIE Delegate*  
Acting Director  
Bureau of Animal Industry  
Visayas Avenue, Diliman  
Quezon City  
[bai\\_dir@yahoo.com](mailto:bai_dir@yahoo.com)

## RUSSIA

### **Mr Alexey Mischenko**

Deputy Director  
FGBI ARRIAM  
Vladimir  
Russia  
[mischeko@arriah.ru](mailto:mischeko@arriah.ru)

### **Ms Natalia Zhogova**

Assistant to the Deputy Director General  
FGBI ARRIAM  
Vladimir  
Russia  
[zhogova@arriah.ru](mailto:zhogova@arriah.ru)

## SINGAPORE

### **Dr Siang Thai Chew**

*OIE Delegate*  
Director-General  
Agri-Food and Veterinary Authority (AVA)  
Jem Office Tower, 52 Jurong  
Gateway Road #14-01  
Singapore 608550  
[chew\\_siang\\_thai@ava.gov.sg](mailto:chew_siang_thai@ava.gov.sg)

### **Dr Lijun Diana Marie Chee**

Deputy Director  
Aquatic Animal Health Section  
Agri-Food and Veterinary Authority (AVA)  
Laboratory Group / Animal Health  
Department  
Animal and Plant Health Centre  
6 Perahu Road  
Singapore 718827  
[diana\\_chee@ava.gov.sg](mailto:diana_chee@ava.gov.sg)

### **Dr Hon Mun Wong**

Group Director  
Agri Establishment Regulation Group  
Agri-Food and Veterinary Authority  
Agri Establishment Regulation Group  
Jem Office Tower, 52 Jurong Gateway  
Road #14-01.  
Singapore 608550  
[wong\\_hon\\_mun@ava.gov.sg](mailto:wong_hon_mun@ava.gov.sg)

### **Dr Jan Yong**

Acting Deputy Director  
Agri-Food and Veterinary Authority,  
Quarantine and Inspection Group,  
Quarantine Department  
52 Jurong Gateway Road  
Singapore 608550  
[jan\\_yong@ava.gov.sg](mailto:jan_yong@ava.gov.sg)

## SRI LANKA

### **Dr Dugganna Ralalage Tissa Gamini Ratnayake**

*OIE Delegate*

Director General

Department of Animal Production & Health

P.O. BOX 13, Getambe, Peradeniya

[dgdaph@sltnet.lk](mailto:dgdaph@sltnet.lk)

### **Dr Ariyapala Katulandage**

Head

Livestock Planning and

Economics Department of Animal

Production and Health

P.O.Box-13

Getambe Peradeniya

[kdariyapala@yahoo.com](mailto:kdariyapala@yahoo.com)

## THAILAND

### **Dr Juangphanich Ronachai**

Director

Regional Livestock

Office 7

Department of Livestock Development

Nakhon Pathom Province

[ttiensin@gmail.com](mailto:ttiensin@gmail.com)

### **Dr Chaisiri Mahantachaisakul**

Senior expert

Ministry of Agriculture and Cooperatives

National Bureau of Agricultural Commodity  
and Food Standards

50 Phaholyothin Road,

Ladyao Chatuchak

Bangkok 10900

[chaisirim@hotmail.com](mailto:chaisirim@hotmail.com)

[kwan64@gmail.com](mailto:kwan64@gmail.com)

### **Dr Kwanhatai Thongpalad**

Veterinary Officer

Ministry of Agriculture and Cooperatives

National Bureau of Agricultural Commodity  
and Food Standards

50 Phaholyothin Road,

Ladyao Chatuchak

Bangkok 10900.

[kwan64@gmail.com](mailto:kwan64@gmail.com)

### **Dr Songkhla Chulakasian**

Veterinary Officer

Ministry of Agriculture and Cooperatives

National Bureau of Agricultural Commodity  
and Food Standards

50 Phaholyothin Road

Ladyao Chatuchak

Bangkok 10900

[songkhla@gmail.com](mailto:songkhla@gmail.com)

## VIETNAM

### **Dr Dam Xuan Thanh**

Deputy Director General

Department of Animal Health

Ministry of Agriculture and Rural

Development

15 lane 78 Giai Phong road

Dong Da district

Hanoi

[thanhdxvn@yahoo.com.vn](mailto:thanhdxvn@yahoo.com.vn)

---

## SPEAKERS TECHNICAL ITEMS

---

### **Dr Ingo Ernst**

Director

Aquatic Pest and Health Policy

Department of Agriculture

GPO Box 858

Canberra ACT 2601

AUSTRALIA

[ingo.ernst@agriculture.gov.au](mailto:ingo.ernst@agriculture.gov.au)

### **Dr Thanawat Tiensin**

Head

International Livestock Trade and

Regulation Group

Department of Livestock Development

69/1 Phya Thai Road, Ratchathewee

Bangkok 10400

THAILAND

[ttiensin@gmail.com](mailto:ttiensin@gmail.com)

---

## INTERNATIONAL AND REGIONAL ORGANISATIONS

---

### European Commission (EC)

#### Dr Moritz Klemm

Legislative Veterinary Officer  
European Commission  
DG SANTE  
200, rue de la Loi,  
F101 03/086 1049  
Brussels  
BELGIUM  
[moritz.klemm@ec.europa.eu](mailto:moritz.klemm@ec.europa.eu)

### Food and Agriculture Organization of the United Nations (FAO)

#### Dr Kachen Wongsathapornchai

Regional Coordinator for Avian Influenza  
Surveillance  
and Response  
Food and Agriculture Organization of the  
United Nations  
Emergency Centre for Transboundary  
Animal Diseases  
Regional Office for Asia and the Pacific  
39 Phra Atit Road,  
Phranakorn,  
Bangkok  
THAILAND  
[kachen.wongsathapornchai@fao.org](mailto:kachen.wongsathapornchai@fao.org)

### International Federation for Animal Health (IFAH)

#### Dr Robin Dalgleish

Regional Director (Asia Pacific -  
Ruminants) MSD Animal Health  
91-105 Harpin Street B  
endigo East Victoria 3551  
AUSTRALIA  
[robin.dalgleish@merck.com](mailto:robin.dalgleish@merck.com)

### Network of Aquaculture Centres in Asia-Pacific (NACA)

#### Dr Eduardo Leano

Coordinator  
Aquatic Animal Health Programme  
Network of Aquaculture Centres in Asia-  
Pacific  
Suraswadi Building  
Department of Fisheries Compound  
Kasart University Campus  
Ladyao, Jatujak  
Bangkok 10900  
THAILAND  
[eduardo@enaca.org](mailto:eduardo@enaca.org)  
[edleano2004@yahoo.com](mailto:edleano2004@yahoo.com)

### South Asian Association for Regional Cooperation (SAARC)

#### Mr MJH Javed

Director  
Agriculture & Rural Development  
South Asian Association for Regional  
Cooperation  
Post Box-4222  
Tridevi Marg  
Kathmandu  
Nepal  
[dirban@saarc-sec.org](mailto:dirban@saarc-sec.org)  
[mjhjaved@gmail.com](mailto:mjhjaved@gmail.com)

### World Animal Protection (WAP)

#### Dr Natasha Lee Yu Pheng

Veterinary Programmes Manager  
World Animal Protection  
7th Floor, Olympia Thai Plaza,  
Ratchadaphisek Road, Samsennok, Huay  
Kwang,  
Bangkok 10310  
THAILAND  
[Natashalee@worldanimalprotection.org](mailto:Natashalee@worldanimalprotection.org)

### WORLD BANK

#### Dr Stephane Forman

Senior Livestock Specialist  
WORLD BANK  
1818 H Street NW  
Washington, DC 20433  
UNITED STATES OF AMERICA  
[sforman@worldbank.org](mailto:sforman@worldbank.org)

---

## OBSERVERS

---

**Dr Baljinnyam Zolzaya**

Disease awareness officer  
Animal Health Project  
Swiss Agency for Development and  
Cooperation  
Mongolia Government  
building 11. Room 601 Chingeltei District 4  
J.Sambu Street 11  
Ulaanbaatar 15141  
MONGOLIA  
[zola.baljinnyam@yahoo.com](mailto:zola.baljinnyam@yahoo.com)  
[zolzaya@livestock.mn](mailto:zolzaya@livestock.mn)

**Dr Arya Nlin**

Veterinarian  
Thai Veterinary Medical Association  
69/26 Soi Patumwan Resort, Phayathai Road  
Bangkok  
THAILAND  
[nlin.ary@mahidol.edu](mailto:nlin.ary@mahidol.edu)

**Dr Kaewdee Krich**

Veterinarian  
Thai Poultry Veterinary Association  
c/o Faculty of Veterinary Medicine  
Kasart University  
Bangkok  
THAILAND  
[ttiensin@gmail.com](mailto:ttiensin@gmail.com)

---

## WORLD ORGANISATION FOR ANIMAL HEALTH (OIE)

---

**Dr Bernard Vallat**

Director General  
World Organisation for Animal Health (OIE)  
12 rue de Prony  
75017 Paris  
FRANCE  
[b.vallat@oie.int](mailto:b.vallat@oie.int)

**Dr Botlhe Michael Modisane**

President of the OIE World Assembly  
Chief Director  
Agriculture Department of Animal Health  
Ministry of Agriculture, Forestry and  
Fisheries  
30 Hamilton Street, Private Bag X 250  
Pretoria 0001  
SOUTH AFRICA  
[BotlheM@daff.gov.za](mailto:BotlheM@daff.gov.za)

**Dr François Caya**

Head  
Regional Activities Department  
12 rue de Prony  
75017 Paris  
FRANCE  
[f.caya@oie.int](mailto:f.caya@oie.int)

**Dr Paula Caceres**

Head  
World Animal Health Information and  
Analysis Department  
12 rue Prony  
75015, Paris

FRANCE

[p.caceres@oie.int](mailto:p.caceres@oie.int)

**Dr David Sherman**

Coordinator of the Veterinary Legislation  
Programme  
OIE Regional Activities Department  
12 rue de Prony  
75017 Paris  
[d.sherman@oie.int](mailto:d.sherman@oie.int)

**Dr Tomoko Ishibashi**

International Trade Department  
12 rue de Prony  
75017 Paris  
FRANCE  
[t.ishibashi@oie.int](mailto:t.ishibashi@oie.int)

**Mrs Nathaly Monsalve**

Conference Coordinator  
Regional Activities Department  
12 rue de Prony  
75017 Paris  
FRANCE  
[n.monsalve@oie.int](mailto:n.monsalve@oie.int)

**OIE Regional Representation for Asia and the Pacific**

**Dr Hirofumi Kugita**

Regional Representative  
OIE Regional Representation for Asia and the Pacific  
Food Science Building 5F  
The University of Tokyo 1-1-1  
Yayoi, Bunkyo-ku  
Tokyo 113-8657  
JAPAN  
[h.kugita@oie.int](mailto:h.kugita@oie.int)

**Dr Yoko Aoyama**

Regional Veterinary Officer  
OIE Regional Representation for Asia and the Pacific  
Food Science Building 5F  
The University of Tokyo 1-1-1 Yayoi  
Bunkyo-ku,  
Tokyo 113-8657  
JAPAN  
[y.aoyama@oie.int](mailto:y.aoyama@oie.int)

**Dr Batsukh Basan**

Regional Project Coordinator  
OIE Regional Representation for Asia and the Pacific  
Food Science Building 5F  
The University of Tokyo 1-1-1 Yayoi  
Bunkyo-ku,  
Tokyo 113-8657  
JAPAN  
[b.basan@oie.int](mailto:b.basan@oie.int)

**OIE Sub-Regional Representation for South-East Asia**

**Dr Ronello Abila**

OIE Sub regional Representative  
OIE Sub-Regional Representation for South-East Asia  
c/o DLD, 69/1 Phaya Thai Road  
Ratchathewi 10400  
Bangko  
[r.abila@oie.int](mailto:r.abila@oie.int)

**Dr Gardner Murray**

Special Adviser to the OIE  
4 Weingarh Street, Holder  
Canberra, ACT 2611  
AUSTRALIA  
[gardner.murray@grapevine.com.au](mailto:gardner.murray@grapevine.com.au)  
[gardnermurray58@gmail.com](mailto:gardnermurray58@gmail.com)

**Dr Mary Joy Gordoncillo**

Science and One Health Coordinator  
OIE Sub-Regional Representation for South-East Asia  
c/o DLD, 69/1 Phaya Thai Road  
Ratchathewi 10400  
Bangkok  
[m.gordoncillo@oie.int](mailto:m.gordoncillo@oie.int)

**Dr Scott Zaari**

Project Officer  
OIE Sub-Regional Representation for South-East Asia  
c/o DLD, 69/1 Phaya Thai Road,  
Ratchathewi 10400  
Bangkok  
[szaari@oie.int](mailto:szaari@oie.int)

**OIE Sub-Regional Representation in Brussels**

**Dr Stéphane De La Rocque**

Chargé de mission  
OIE Sub-Regional Representation in Brussels  
Agence fédérale pour la sécurité de la chaîne alimentaire  
K05/120210 Boulevard du Jardin Botanique  
55, 1000 Bruxelles  
[s.delarocque@oie.int](mailto:s.delarocque@oie.int)





Recommendation No. 1

**The role of Veterinary Authority in managing emerging aquatic animal diseases: what are the factors needed for success?**

CONSIDERING THAT:

1. Recent growth in global aquaculture production has been extraordinary—rising to 97.2 million tonnes in 2013 from 27.8 million tonnes two decades earlier;
2. The Member Countries of the OIE Regional Commission for Asia, the Far East and Oceania are responsible for more or less 90% of global aquaculture production volume and 79% of global aquaculture production value;
3. Many characteristics of the rapidly growing aquaculture sector are consistent with drivers of disease emergence;
4. The emergence of new, damaging diseases has been a feature of aquaculture in recent decades with some emerging diseases resulting in panzootics and significant economic impacts;
5. Member Countries have experienced severe impacts from emerging diseases of aquatic animals;
6. In many countries, responsibilities for managing aquatic animal health are shared between the Veterinary Authority and other authorities (e.g. fisheries or aquaculture agencies);
7. Member Countries have identified improving transparency regarding notification of emerging diseases as one of the most important actions Member Countries could take to support international efforts to manage emerging diseases of aquatic animals;
8. Member Countries have identified early detection, public private partnerships and industry cooperation, availability of diagnostic tests, and early response as the most important factors for successful response to emerging diseases of aquatic animals;
9. Member Countries have identified better understanding of emerging disease epidemiology as the single most significant factor that would need to be addressed to improve success in disease response;
10. Some of the most important drivers of disease emergence such as production of alien species and aquatic animal translocation are not considered in the aquaculture planning and aquatic animal health management arrangements of some major aquaculture producers;
11. Some member countries do not have contingency plans for aquatic animal disease emergencies;

12. Member Countries have identified sharing of epidemiological information on emerging aquatic animal diseases, improving transparency and improving biosecurity and disease control as the most important actions Member Countries could take to manage emerging diseases; and
13. Member Countries have identified coordinating regional action for serious emerging diseases, provision of technical guidance on new emerging diseases, supporting OIE Members to build their capabilities through the OIE PVS Pathway, and advocating improved transparency for notification of emerging diseases as the most important actions that the OIE could take to support international efforts to manage emerging diseases.

#### THE OIE REGIONAL COMMISSION FOR ASIA, THE FAR EAST AND OCEANIA

##### RECOMMENDS THAT:

1. Member countries consider any need for improved cooperation between their Veterinary Authority and other authorities responsible for aquatic animal health capabilities (e.g. fisheries or aquaculture authority) to ensure effective prevention and control of emerging diseases of aquatic animals;
2. Member Countries utilise risk analysis chapter and application of other measures recommended in the OIE Aquatic Animal Health Code to manage the risk of introducing pathogens during trade of aquatic animals and aquatic animal products;
3. Member Countries conscientiously report the occurrence of *emerging diseases* in accordance with the requirements in the OIE Aquatic Animal Health Code;
4. Member Countries consider drivers of disease emergence in their aquaculture planning and aquatic animal health management programmes;
5. Member Countries ensure that important factors for successful response to emerging diseases— early detection, early reporting, early response, and public private partnerships and industry cooperation— be incorporated in their aquatic animal disease preparedness programmes;
6. Member Countries take steps to improve biosecurity and disease control within their aquaculture industries;
7. Member Countries request PVS Evaluation missions of their Aquatic Animal Health Services to assist improvement and compliance with OIE standards;
8. Member Countries include among their priorities the strengthening of initial and continuing veterinary education for aquatic animal health professionals, taking into account the OIE recommendations on the competencies of graduating veterinarians ('Day 1 graduates') and the OIE guidelines on a veterinary education core curriculum;
9. The OIE work with Member Countries to facilitate improved coordination of regional action in response to serious emerging diseases of aquatic animals;
10. The OIE continue to provide technical guidance on new emerging diseases of aquatic animals;
11. The OIE develop and publish standards and guidelines for the control of aquatic animal diseases with clear principles that can be adapted to emerging diseases despite the lack of epidemiological understanding;

12. The OIE consider how it could advocate improved transparency for notification of emerging diseases of aquatic animals through WAHIS, including investigating motivation for notification; and
13. The OIE continue to support Member Countries in the region through the OIE PVS Pathway for Veterinary Services and Aquatic Animal Health Services.



Recommendation No. 2

**How can we progress the cooperation between Animal health sector and public health sector?**

CONSIDERING THAT

1. Emerging and re-emerging diseases pose a substantial and continued threat to public health, animal health, ecosystems and, food and nutrition security;
2. 'Global public health' is a shared responsibility of both the human and animal health sectors;
3. Coordination and collaboration between the Veterinary Services (VS), the Public Health Services (PHS), other relevant authorities, and private sector constitute a key component of good veterinary and public health governance;
4. The OIE and WHO actively promote, with the support of FAO, an intersectoral collaborative approach among institutions and systems for the prevention, detection and control of diseases among and between animals and humans;
5. The OIE PVS Pathway and the WHO International Health Regulations Monitoring Framework (IHRMF) are useful tools helping countries to assess the competencies and capacities of their animal and human health sectors;
6. The joint use of the OIE PVS Pathway and the WHO IHRMF results in a detailed assessment and analysis of existing strengths and gaps and a better alignment of capacity-building approaches and strategies at the national level between the animal and human health sectors;
7. Veterinary and Public Health Services national pilot workshops, supported jointly by OIE and WHO and promoting intersectoral collaboration among the animal and human health sectors using the OIE PVS Pathway and the WHO IHRMF, have provided opportunities for recipient countries, such as Thailand in the region, to undertake concrete actions to improve such collaboration; and
8. The OIE, jointly with WHO and the World Bank, has published a guide for their Member Countries outlining methods for strengthening the good governance of health systems entitled "WHO-OIE operational framework for Good Governance at the human-animal interface: Bridging WHO and OIE tools for the assessment of national capacities".

THE OIE REGIONAL COMMISSION FOR ASIA, THE FAR EAST AND OCEANIA

RECOMMENDS THAT

1. Member Countries advocate for a high level of commitment by the national VS and the national PHS as a prerequisite for establishing national common priorities and for improving the effectiveness and capacities of both the animal health and public health sectors;
2. Member Countries consider a clear chain of command and the coordination mechanisms as priority factors for good governance of the VS and the PHS;

3. Member Countries be fully involved in the implementation of the OIE standards and WHO IHR through the use of the OIE PVS Pathway and the WHO IHRMF;
4. Member Countries be encouraged to identify practical activities for joint national and regional roadmaps to strengthen collaboration and coordination between the animal and public health sectors targeting antimicrobial resistance, rabies, zoonotic influenza, food safety, and emerging zoonotic diseases as priorities;
5. Member Countries identify opportunities for joint training programmes with animal health and public health officials from the different authorities likely to be called upon to work on joint contingency plans and disease controls or investigations of disease outbreaks and food safety events;
6. The OIE, in collaboration with WHO, and the support of FAO, continue to advocate at the highest level strong collaboration between the veterinary authorities, the public health authorities and other relevant stakeholders, including from the private sector;
7. The OIE continue to provide its Member Countries with support through the OIE PVS Pathway to improve their compliance with OIE standards, with particular emphasis on those relating to veterinary legislation, transparency, technical independence, joint programmes and coordination of their activities with the PHS;
8. The OIE support its Member Countries in the identification of concrete and well-defined goals and indicators to monitor their progress towards parallel implementation of joint technical areas of PVS Critical Competencies and IHR Core Capacities;
9. The OIE support its Member Countries in the use of the OIE PVS Pathway and the WHO IHRMF as the relevant tools in order to undertake a detailed assessment and analysis of the existing national strengths and gaps in the animal and human health sectors;
10. The OIE, in collaboration with WHO, continue to support VS and PHS in organising, at the request of individual Member Countries, national workshops promoting intersectoral collaboration between the animal and human health sectors using the OIE PVS Pathway and the WHO IHRMF; and
11. The OIE consider establishing an ad hoc Group and publish guidelines on coordination mechanisms and interventions between the animal health and public health sectors (including other relevant stakeholders) using the OIE PVS Pathway and the WHO IHRMF as tools.

**29th Conference of the OIE Regional Commission for Asia, the Far East and Oceania**  
Ulaanbaatar (Mongolia) 14 to 18 September 2015

**MOTION OF THANKS**

The President and the Members of the OIE Regional Commission for Asia, the Far East and Oceania, the President of the World Assembly of Delegates, the Director General of the OIE, members of delegations, Delegates and country representatives, representatives of international and regional organisations and observers, wish to express their gratitude to the Government of Mongolia, the host country of the Conference, held from 14 to 18 September 2015 and, to the national Delegate to the OIE, for the warm welcome extended to the participants, the excellent organisation and for all facilities made available to participants during their stay in Ulaanbaatar.